



HOBO S-THC-M00x Temperature/RH Smart Sensor User Guide

[Home](#) » [Hobo](#) » HOBO S-THC-M00x Temperature/RH Smart Sensor User Guide 

Contents

- [1 HOBO S-THC-M00x Temperature/RH Smart Sensor](#)
- [2 Connecting to a Station](#)
- [3 Mounting the Smart Sensor](#)
- [4 Deployment Guidelines](#)
- [5 Documents / Resources](#)
- [6 Related Posts](#)



HOBO S-THC-M00x Temperature/RH Smart Sensor

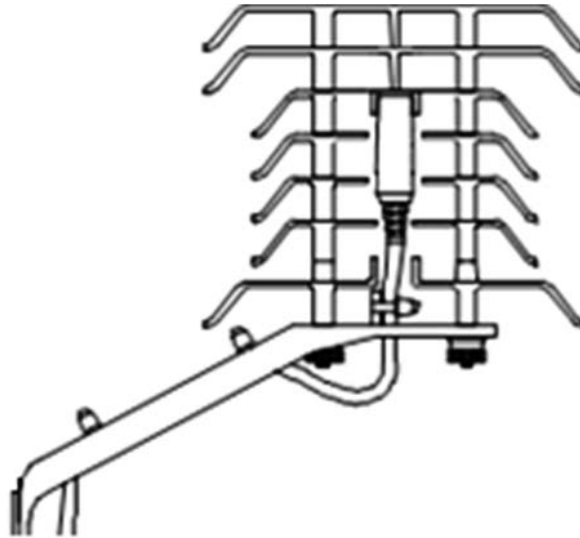


Connecting to a Station

1. Stop the station if it is logging.
2. Plug the smart sensor jack into an open smart sensor port on the station.
3. Start logging. See the station manual at www.onsetcomp.com/support/manuals for details on operating stations with smart sensors.


Mounting the Smart Sensor

- A solar radiation shield is strongly recommended when measuring air temperatures in direct sunlight. Solar radiation can be a significant source of error in the temperature and RH readings.
- Use the cable clamps included with the RS3-B radiation shield to secure the smart sensor in the solar radiation shield. See the radiation shield manual at www.onsetcomp.com/support/manuals for additional details.



Deployment Guidelines

- It is recommended that you mount the sensor vertically. If it must be mounted horizontally, then make sure the vent on the side of the sensor is vertical or facing down.
- Thermally isolate the sensor from the mounting surface to ensure accurate air temperature and humidity readings.
- Protect the sensor from direct exposure to the weather to prolong sensor accuracy.
- Secure the smart sensor adapter to the mast with the cable ties as shown. Multiple smart sensor adapters can be stacked as shown in the far right example. Alternatively, mount the smart sensor adapter to a flat surface using two screws (no larger than a #6) and two washers.
- If the sensor cable is left on the ground, use conduit to protect against animals, lawn mowers, exposure to chemicals, etc.




For more information about this smart sensor, refer to the full product manual. Scan the code at left or go to www.onsetcomp.com/support/manuals/25929-s-thc-manual.



1-508-759-9500 (U.S. and International) 1-800-LOGGERS (564-4377) (U.S. only)
www.onsetcomp.com/support/contact

© 2021 Onset Computer Corporation. All rights reserved. Onset and HOBO have registered trademarks of Onset Computer Corporation. All other trademarks are the property of their respective companies.

Documents / Resources

	<p>HOBOS-THC-M00x Temperature/RH Smart Sensor [pdf] User Guide S-THC-M00x, Temperature, RH Smart Sensor</p>
---	--