



hitron D60 5G Fixed Wireless Gateway Installation Guide

[Home](#) » [Hitron](#) » hitron D60 5G Fixed Wireless Gateway Installation Guide 

**hitron D60 5G Fixed Wireless Gateway
Installation Guide**



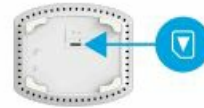
Model # **D60 5G**

Quick Install Guide

5G Fixed Wireless Gateway with WiFi 6

Step 1: Plug in your Sim Card

Plug your Sim Card into the Sim Card Slot on the bottom of the D60.



Step 2: Connect Power

Connect one end of the Power Adapter to a wall and the other end to a D60.



Step 3: Turn On Device

Press the On/Off button on the back of the D60 and wait for the 5G, WiFi, Internet and Power LEDs to become **green**.



Step 4: Install the xIQ App

Scan the QR code to download the xIQ App. The xIQ App will show you how to set up your WiFi, etc.



Optional: Setup Internet Failover

Connect an Ethernet Cable from your modem to the WAN port on the D60.



Contents

[1 Ports and Buttons](#)


[2 LEDs](#)

[3 Tech Support](#)

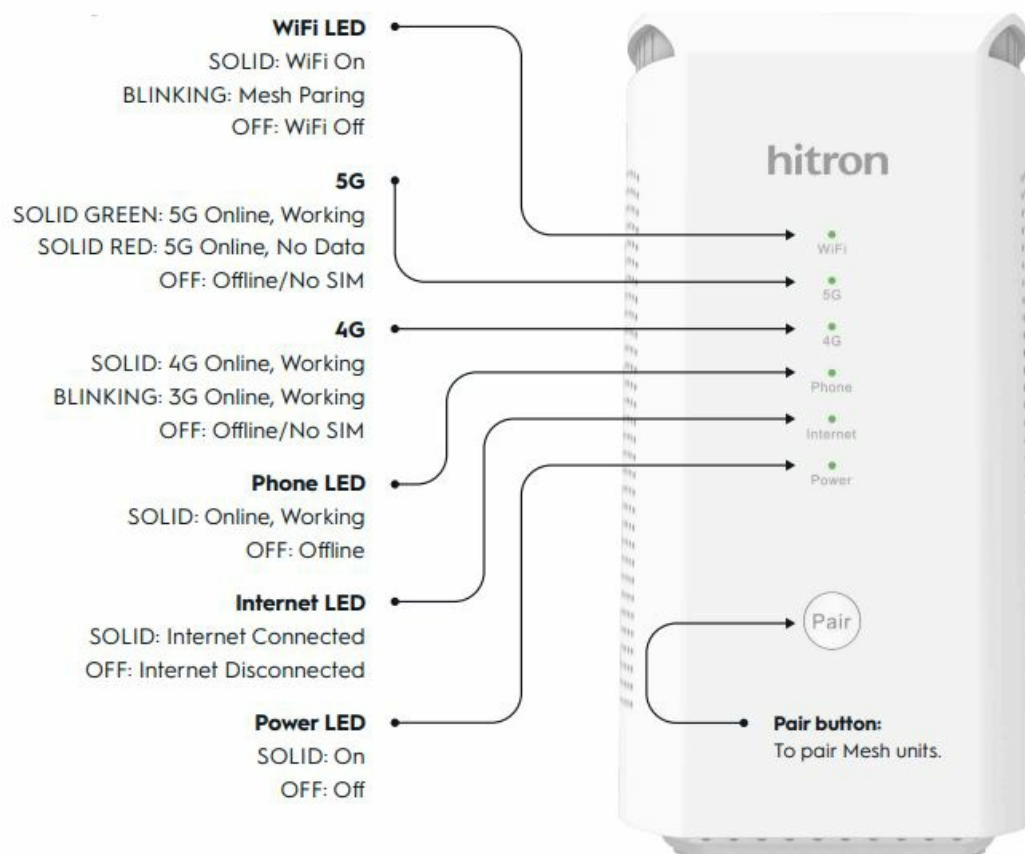
[4 Documents /
Resources](#)

[4.1 References](#)

Ports and Buttons



LEDs



Tech Support

Thank you for purchasing the Hitron xIQ D60. If you are having problems with your set up, please contact us. To access your Full User Manual, please scan the QR Code to visit us.hitrontech.com/d60



<http://us.hitrontech.com/d60>



WARNING


Risk of electrical shock. Do not expose the device to water or moisture. The device is a highperformance communications device designed for home and office environments. Do not use the device outdoors. Keep the device in an environment between 0°C to 40°C (32°F to 104°F). To avoid overheating, do NOT place any objects on top of the device. Do not restrict the flow of air around the device. The manufacturer assumes no liability for damage caused by improper use of the device.

© Hitron Technologies Americas. The Hitron name and the Hitron logo are registered trademarks of Hitron Technologies in the US and other countries. Any non-Hitron trademarks are used for reference purposes only.

Quick Install Guide – D60 – 5G Fixed Wireless Gateway with WiFi 6



Documents / Resources

 The image shows the cover of the 'Hitron D60 5G Fixed Wireless Gateway Quick Install Guide'. It features the Hitron logo at the top, a photo of the white gateway device in the center, and the title 'Hitron D60 5G Fixed Wireless Gateway Quick Install Guide' at the bottom.	<p>hitron D60 5G Fixed Wireless Gateway [pdf] Installation Guide D60 5G Fixed Wireless Gateway, D60 5G, Fixed Wireless Gateway, Wireless Gateway, Gateway</p>
---	---

References

- [h us.hitrontech.com/d60](http://us.hitrontech.com/d60)
- [User Manual](#)

[Manuals+](#), [Privacy Policy](#)

This website is an independent publication and is neither affiliated with nor endorsed by any of the trademark owners. The "Bluetooth®" word mark and logos are registered trademarks owned by Bluetooth SIG, Inc. The "Wi-Fi®" word mark and logos are registered trademarks owned by the Wi-Fi Alliance. Any use of these marks on this website does not imply any affiliation with or endorsement.