




HIPCAM HMX05 Chime Max Device User Guide


[Home](#) » [HIPCAM](#) » HIPCAM HMX05 Chime Max Device User Guide 

Contents

- 1 HIPCAM HMX05 Chime Max Device
- 2 Start using your HIPCAM CHIME MAX
- 3 inside this box
- 4 FCC
- 5 Documents / Resources
- 6 Related Posts

Hipcam

HIPCAM HMX05 Chime Max Device



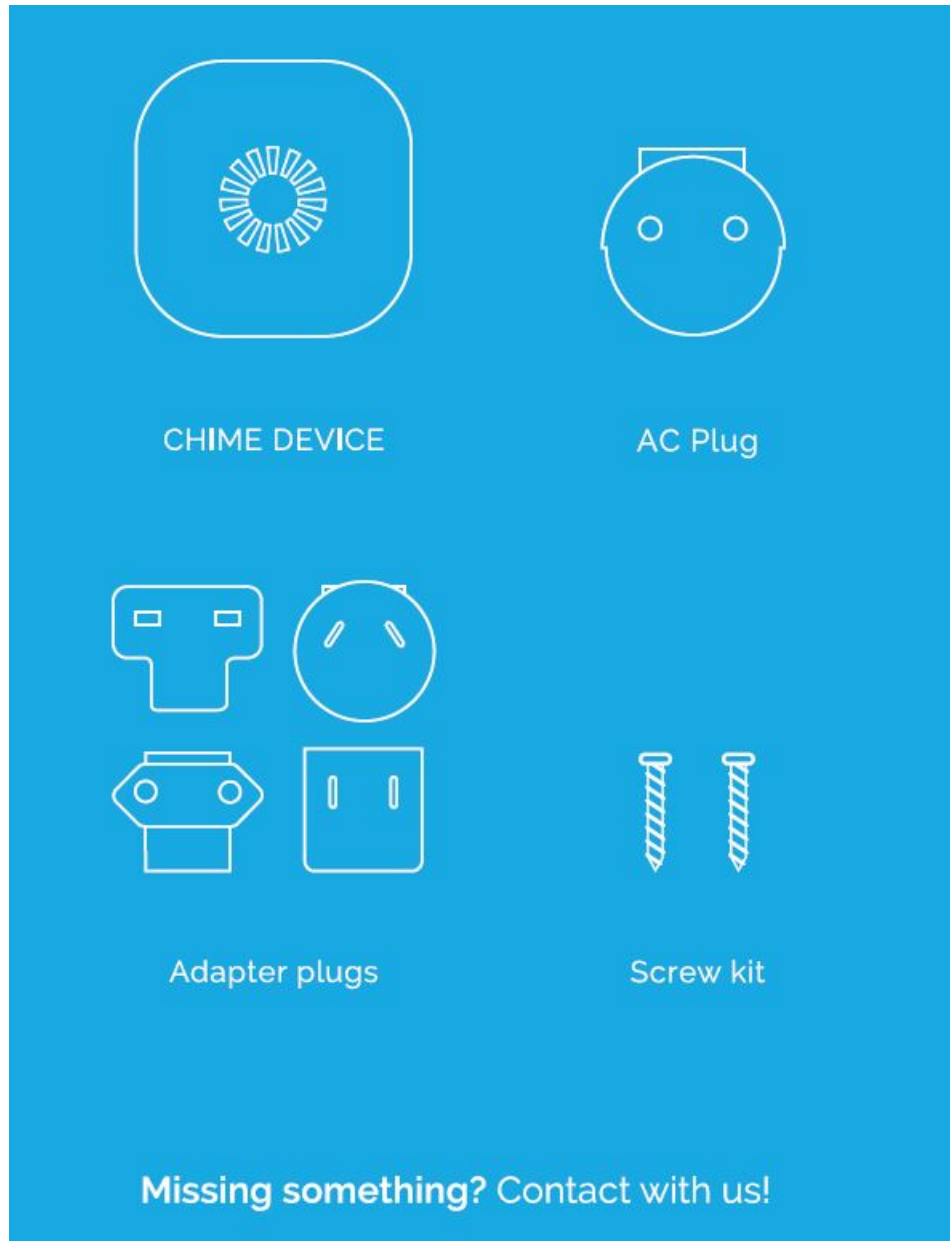
Start using your HIPCAM CHIME MAX

Attention: to connect the chime it's important to previously have a camera and the HIPCAM App installed on a mobile device.

STEP 1 – Scan the QR code and follow the tutorial to learn how to install your chime.

NEED HELP? Contact us customerservice@hipcam.com

inside this box



FCC

This equipment has been tested and found to comply with the limits for a Class B digital device, pursuant to part 15 of the FCC Rules. These limits are designed to provide reasonable protection against harmful interference in a residential installation. This equipment generates, uses, and can radiate radio frequency energy and, if not installed and used in accordance with the instructions, may cause harmful interference to radio communications. However, there is no guarantee that interference will not occur in a particular installation. If this equipment does cause harmful interference to radio or television reception, which can be determined by turning the equipment off and on, the user is encouraged to try to correct the interference by one or more of the following measures:

- Reorient or relocate the receiving antenna.
- Increase the separation between the equipment and receiver.

- Connect the equipment to an outlet on a circuit different from that to which the receiver is connected.
- Consult the dealer or an experienced radio/TV technician for help.

This device complies with part 15 of the FCC Rules. Operation is subject to the following two conditions: (1) this device may not cause harmful interference, and (2) this device must accept any interference received, including interference that may cause undesired operation. Any changes or modifications not expressly approved by the party responsible for compliance could void the user's authority to operate the equipment.

FCC Radiation Exposure Statement

This device complies with FCC radiation exposure limits set forth for an uncontrolled environment and it also complies with Part 15 of the FCC RF Rules. This equipment must be installed and operated in accordance with provided instructions and the antenna(s) used for this transmitter must be installed to provide a separation distance of at least 20 cm from all persons and must not be co-located or operating in conjunction with any other antenna or transmitter. End-users and installers must be provided with antenna installation instructions and transmitter operating conditions for satisfying RF exposure compliance.

FCC ID: 2ATYCHMXOS
BE THERE · SIMPLE · SMART

Documents / Resources

	<p>HIPCAM HMX05 Chime Max Device [pdf] User Guide</p> <p>HMX05, 2ATYCHMX05, HMX05 Chime Max Device, Chime Max Device, Device</p>
--	--