

Contents [[hide](#)]

- [1 HILTI MT-B-G AS OC Base Connector System](#)
- [2 Product Information](#)
- [3 Product Usage Instructions](#)
- [4 INSTALLATION INSTRUCTION](#)
- [5 Frequently Asked Questions \(FAQ\)](#)
- [6 Documents / Resources](#)
 - [6.1 References](#)



HILTI MT-B-G AS OC Base Connector System



Product Information

Specifications

- **Model:** MT-B-G AS OC
- **Dimensions:** 5mm (3/16)

- **Model Number:** 2334552-03.2025
- **Thread Type:** M12/1/2 or = HUS10

Product Usage Instructions

- **Step 1: Assembly**

Ensure all parts are included as per the packaging list. Begin by attaching component A to component B using the provided fasteners.

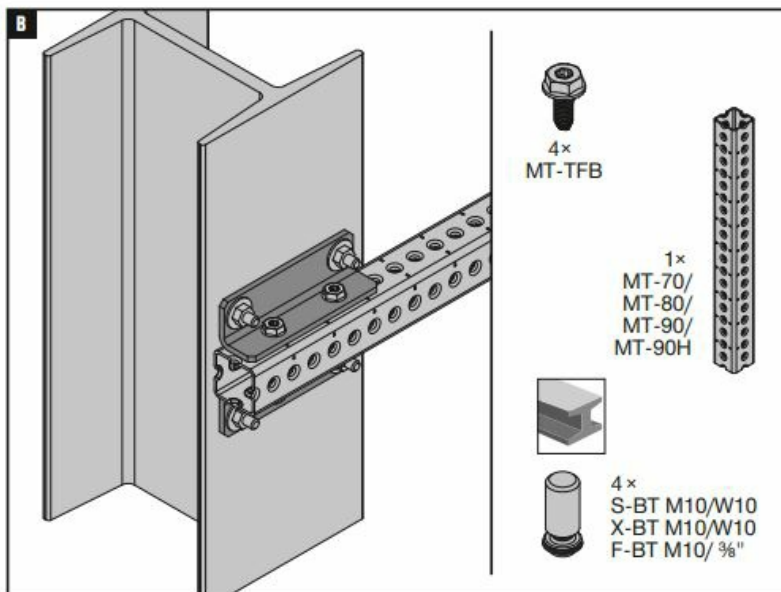
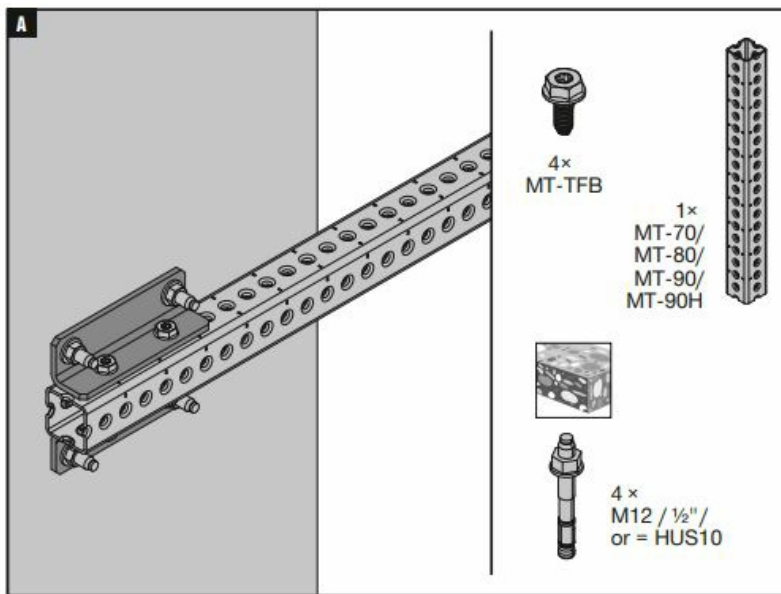
- **Step 2: Thread Installation**

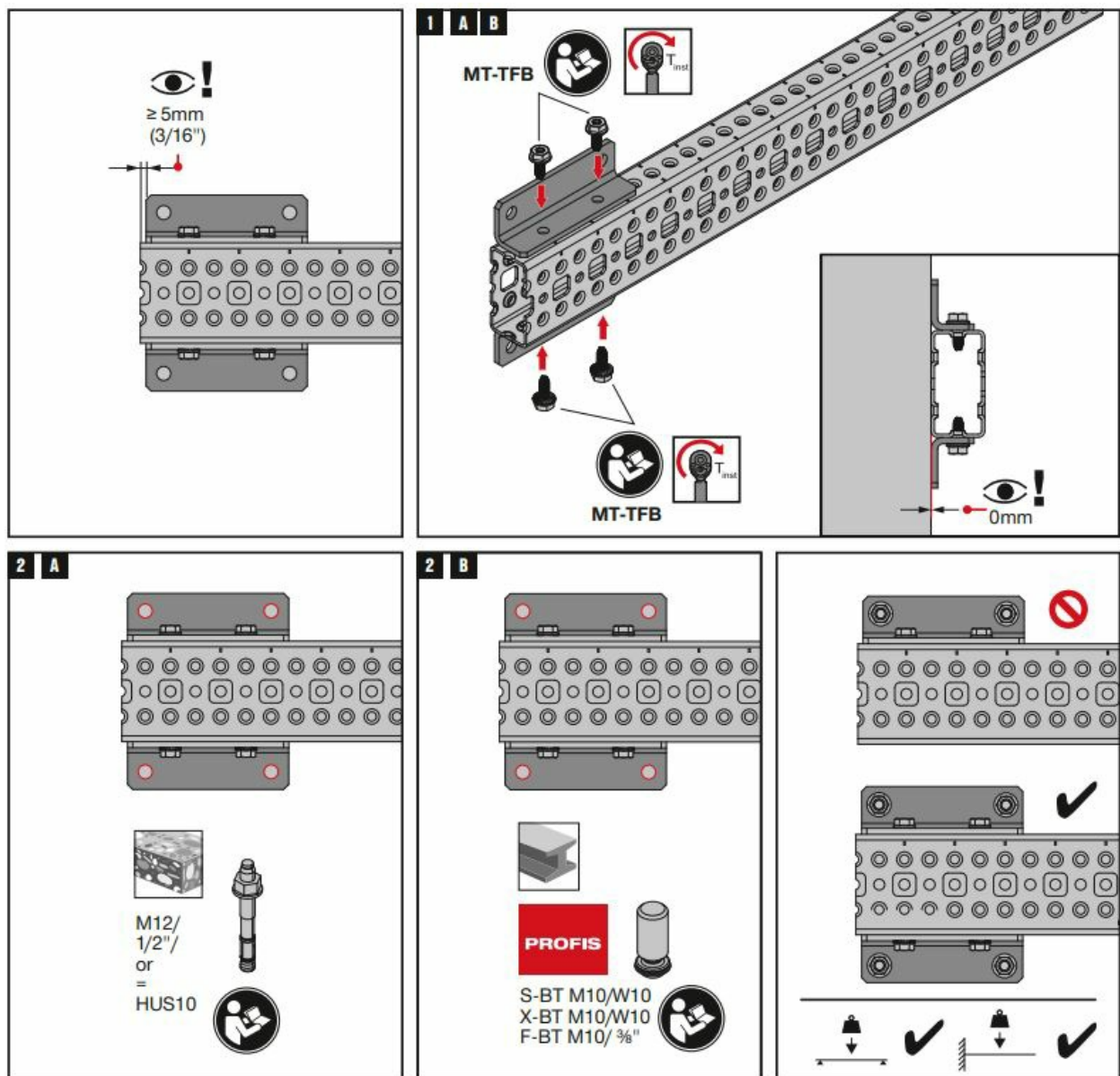
Identify the correct thread type based on your requirements (S-BT M10/W10, X-BT M10/W10, F-BT M10/). Carefully thread the components together ensuring a secure fit.

- **Step 3: Mounting**

Mount the assembled unit securely in the desired location using appropriate mounting hardware. Ensure stability and alignment before final tightening.

INSTALLATION INSTRUCTION





Frequently Asked Questions (FAQ)

- **What is the recommended torque for fastening the components?**

The recommended torque for fastening is 10 Nm. Ensure not to over-tighten to prevent damage.

- **Can this product be used outdoors?**

This product is suitable for outdoor use, but it is recommended to protect it from direct exposure to harsh weather conditions.

Documents / Resources



[HILTI MT-B-G AS OC Base Connector System \[pdf\]](#) Installation Guide
2334552, 2334552-03.2025, MT-B-G AS OC Base Connector System, M
T-B-G AS OC, Base Connector System, Connector System, System

References

- [User Manual](#)

📁 HILTI

🔍 2334552, 2334552-03.2025, Base Connector System, Connector System, HILTI, MT-B-G AS OC, MT-B-G AS OC Base Connector System, System

Leave a comment

Your email address will not be published. Required fields are marked *

Comment *

Name

Email

Website

☐ Save my name, email, and website in this browser for the next time I comment.

Post Comment

Search:

e.g. whirlpool wrf535swhz

Search

[Manuals+](#) | [Upload](#) | [Deep Search](#) | [Privacy Policy](#) | [@manuals.plus](#) | [YouTube](#)

This website is an independent publication and is neither affiliated with nor endorsed by any of the trademark owners. The "Bluetooth®" word mark and logos are registered trademarks owned by Bluetooth SIG, Inc. The "Wi-Fi®" word mark and logos are registered trademarks owned by the Wi-Fi Alliance. Any use of these marks on this website does not imply any affiliation with or endorsement.