



HIKVISION DS-PD TT15AM-LM-WA Wireless Tri-Tech AM Detector User Guide

[Home](#) » [Hikvision](#) » HIKVISION DS-PD TT15AM-LM-WA Wireless Tri-Tech AM Detector User Guide 

HIKVISION DS-PD TT15AM-LM-WA Wireless Tri-Tech AM Detector User Guide

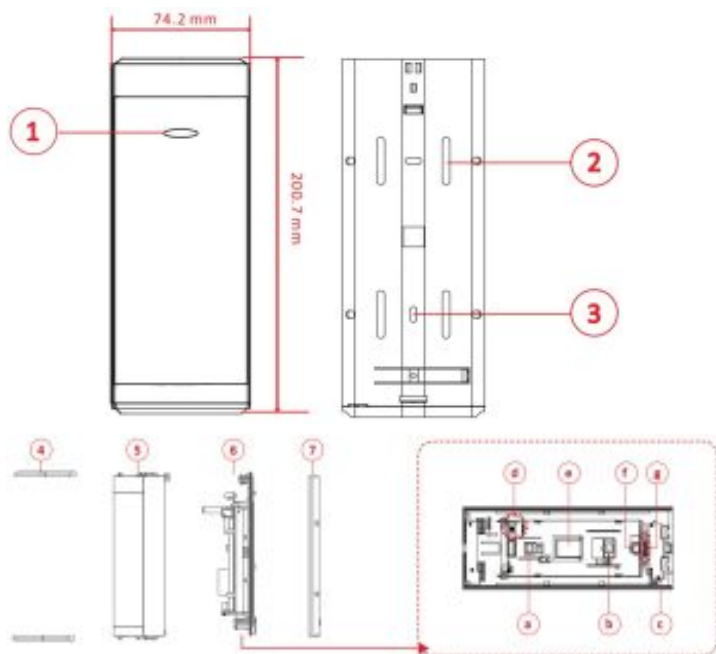


Contents

- [1 Diagram References](#)
- [2 User Manual](#)
- [3 Specification](#)
- [4 Documents / Resources](#)
- [5 Related Posts](#)

Diagram References

Appearance



1. Indicator

PIR Triggered: (top)  (bottom) 

MW Triggered: 

Alarm: 

Masked:  + 

Fault: 

2. Vertical Pole Mount

3. Screw Hole

4. Top/Bottom Cover

5. Front Pane

6. PCBA

a. PIR Module (Top)

b. PIR Module (Bottom)

c. Tamper Switch

d. Power Switch

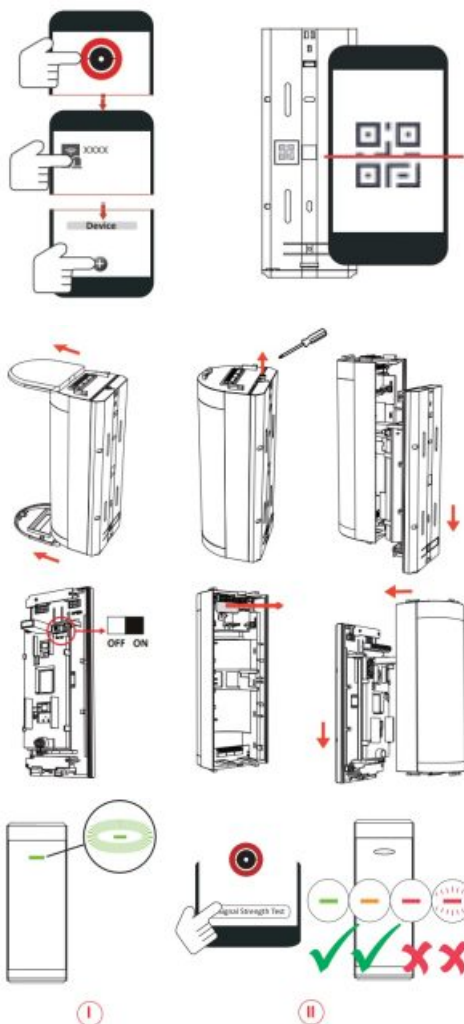
e. Microwave Module

f. Antenna

g. PIR Angle

7. Rear Pane

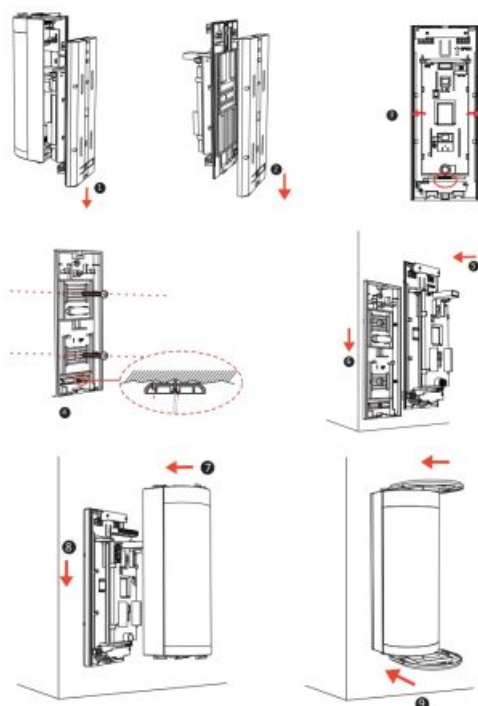
Enrollment



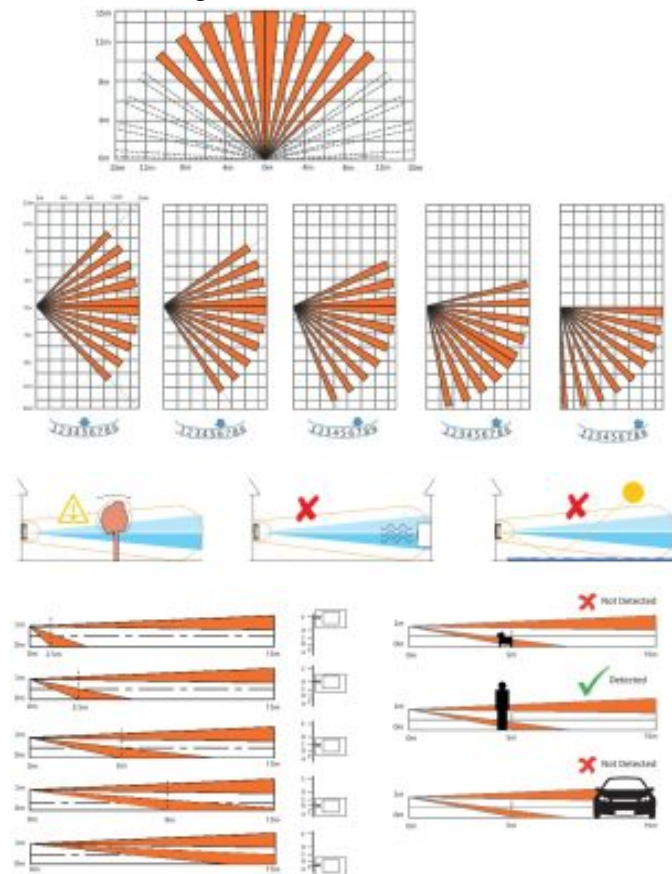
Enrollment succeeded.

Note: The front panel should be installed before powering on successfully.
Check signal strength.

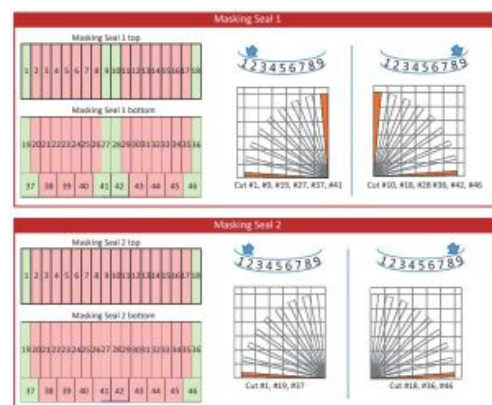
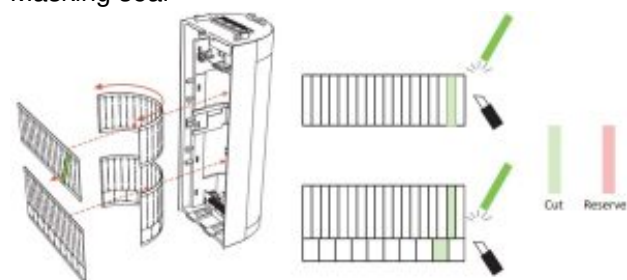
Installation




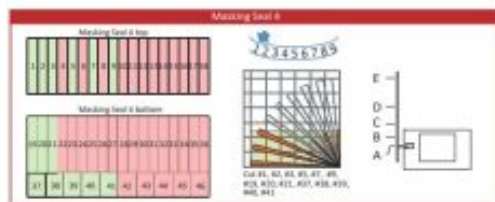
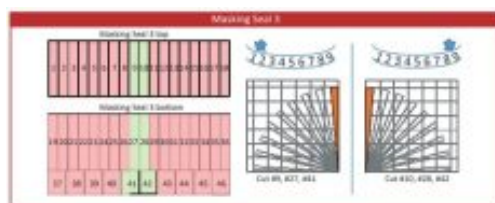


Detection Range

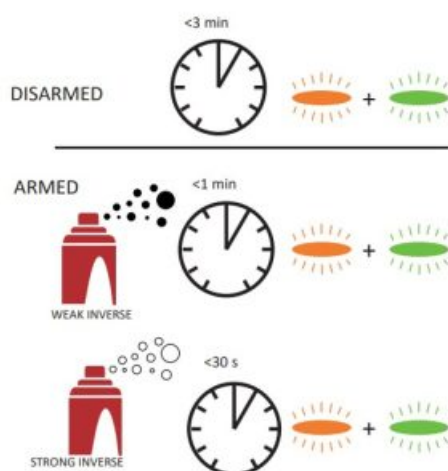


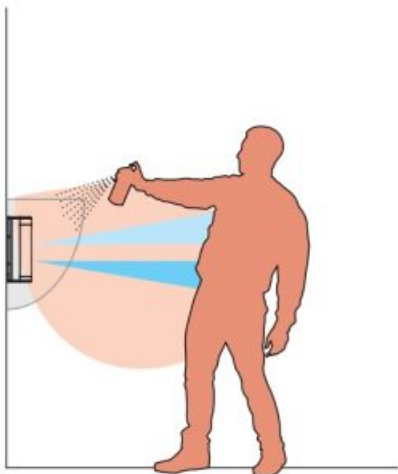
1. PIR Angle Settings
 2. PIR Distance Settings
- Masking seal





Anti-Masking Alarm





User Manual

Scan the QR code for more information and operation help.



Specification

Detection Method	Passive Infrared,Microwave
Detection Range	15 m
Detection Angle	90° @ 180° adjustable
Detection Zones	92
Detectable Speed	0.3 2 m/s
Sensitivity	Auto, Low
White Light Filter	10000 lux

Microwave Frequency	24 GHz(24~24.25 GHz)
Pet Immunity	45 Kg
Anti-masking	Support
Adaptable Coverage	Support
	Pattern mask included
Digital Processing	Tri-Signal Logic
Sealed Optics	Support
Tamper Protection	Front,Rear
Environment Temperature Indicator	Support
Signal Strength Indicator	Support
Anti-Sway Analytics	Support
Power Switch	Power Up Enrolling
LED Indicator	Green(Top PIR), Red(Microwave), Orange(Bottom PIR), Green +Orange(Mask), Blue(Alarm)

Transmission Technology	Tri-X Wireless
Transmission Method	Two-Way RF Wireless
Transmission Frequency	915 MHz
Transmission Security	AES-128 Encryption
Transmission Range(Free Space)	1 Km
Frequency Hopping	Support
Enrolling Method	Power up,Remote ID,QR Code
Standard Battery Life	5 years in work status (being triggered 20 times per day)
Power Supply	Battery Powered
Battery Model	CR123A × 5
Typical Voltage	3 V
Low Voltage Value	2.45±0.1 V
Voltage Range	Fully charged(new) to 2.45±0.1V(battery)
Operation Temperature	-25 °C to 60 °C (-13 °F to 140 °F)

Storage Temperature	-25 °C to 60 °C (-13 °F to 140 °F)
Operation Humidity	10% to 90%
IP Rate	IP65
Dimension(WxHxD)	75 mm × 202 mm × 73 mm
Weight	600 g
Mounting Height	0.8 to 1.2 m
Mounting Method	Wall

Note: This product can only power the camera module (DS-PDCM15PF-IR) as its accessory.

©2021 Hangzhou Hikvision Digital Technology Co., Ltd. All rights reserved.

About this Manual

The Manual includes instructions for using and managing the Product. Pictures, charts, images and all other information hereinafter are for description and explanation only. The information contained in the Manual is subject to change, without notice, due to firmware updates or other reasons. Please find the latest version of this Manual at the Hikvision website (<https://www.hikvision.com/>).

Please use this Manual with the guidance and assistance of professionals trained in supporting the Product. and other Hikvision's trademarks and logos are the properties of Hikvision in various jurisdictions. Other trademarks and logos mentioned are the properties of their respective owners.

Disclaimer

TO THE MAXIMUM EXTENT PERMITTED BY APPLICABLE LAW, THIS MANUAL AND THE PRODUCT DESCRIBED, WITH ITS HARDWARE, SOFTWARE AND FIRMWARE, ARE PROVIDED "AS IS" AND "WITH ALL FAULTS AND ERRORS". HIKVISION MAKES NO WARRANTIES, EXPRESS OR IMPLIED, INCLUDING WITHOUT LIMITATION, MERCHANTABILITY, SATISFACTORY QUALITY, OR FITNESS FOR A PARTICULAR PURPOSE. THE USE OF THE PRODUCT BY YOU IS AT YOUR OWN RISK. IN NO EVENT WILL HIKVISION BE LIABLE TO YOU FOR ANY SPECIAL, CONSEQUENTIAL, INCIDENTAL, OR INDIRECT DAMAGES, INCLUDING, AMONG OTHERS, DAMAGES FOR LOSS OF BUSINESS PROFITS, BUSINESS INTERRUPTION, OR LOSS OF DATA, CORRUPTION OF SYSTEMS, OR LOSS OF DOCUMENTATION, WHETHER BASED ON BREACH OF CONTRACT, TORT (INCLUDING NEGLIGENCE), PRODUCT LIABILITY, OR OTHERWISE, IN CONNECTION WITH THE USE OF THE PRODUCT, EVEN IF HIKVISION HAS BEEN ADVISED OF THE POSSIBILITY OF SUCH DAMAGES OR LOSS.

YOU ACKNOWLEDGE THAT THE NATURE OF THE INTERNET PROVIDES FOR INHERENT SECURITY RISKS, AND HIKVISION SHALL NOT TAKE ANY RESPONSIBILITIES FOR ABNORMAL OPERATION, PRIVACY LEAKAGE OR OTHER DAMAGES RESULTING FROM CYBER-ATTACK, HACKER ATTACK, VIRUS INFECTION, OR OTHER INTERNET SECURITY RISKS; HOWEVER, HIKVISION WILL PROVIDE TIMELY TECHNICAL SUPPORT IF REQUIRED. YOU AGREE TO USE THIS PRODUCT IN COMPLIANCE WITH ALL APPLICABLE LAWS, AND YOU ARE SOLELY RESPONSIBLE FOR ENSURING THAT YOUR USE CONFORMS TO THE

APPLICABLE LAW. ESPECIALLY, YOU ARE RESPONSIBLE, FOR USING THIS PRODUCT IN A MANNER THAT DOES NOT INFRINGE ON THE RIGHTS OF THIRD PARTIES, INCLUDING WITHOUT LIMITATION, RIGHTS OF PUBLICITY, INTELLECTUAL PROPERTY RIGHTS, OR DATA PROTECTION AND OTHER PRIVACY RIGHTS. YOU SHALL NOT USE THIS PRODUCT FOR ANY PROHIBITED END-USES, INCLUDING THE DEVELOPMENT OR PRODUCTION OF WEAPONS OF MASS DESTRUCTION, THE DEVELOPMENT OR PRODUCTION OF CHEMICAL OR BIOLOGICAL WEAPONS, ANY ACTIVITIES IN THE CONTEXT RELATED TO ANY NUCLEAR EXPLOSIVE OR UNSAFE NUCLEAR FUEL-CYCLE, OR IN SUPPORT OF HUMAN RIGHTS ABUSES. IN THE EVENT OF ANY CONFLICTS BETWEEN THIS MANUAL AND THE APPLICABLE LAW, THE LATER PREVAILS.

This product and – if applicable – the supplied accessories too are marked with “CE” and comply therefore with the applicable harmonized European standards listed under the RE Directive 2014/53/EU, the EMC Directive 2014/30/EU, the RoHS Directive 2011/65/EU.

2012/19/EU (WEEE directive): Products marked with this symbol cannot be disposed of as unsorted municipal waste in the European Union. For proper recycling, return this product to your local supplier upon the purchase of equivalent new equipment, or dispose of it at designated collection points. For more information see:

www.recyclethis.info

2006/66/EC (battery directive): This product contains a battery that cannot be disposed of as unsorted municipal waste in the European Union. See the product documentation for specific battery information. The battery is marked with this symbol, which may include lettering to indicate cadmium (Cd), lead (Pb), or mercury (Hg). For proper recycling, return the battery to your supplier or to a designated collection point. For more information see:

www.recyclethis.info

FCC Information

Please take attention that changes or modification not expressly approved by the party responsible for compliance could void the user's authority to operate the equipment.

FCC compliance: This equipment has been tested and found to comply with the limits for a Class B digital device, pursuant to part 15 of the FCC Rules. These limits are designed to provide reasonable protection against harmful interference in a residential installation. This equipment generates, uses and can radiate radio frequency energy and, if not installed and used in accordance with the instructions, may cause harmful interference to radio communications. However, there is no guarantee that interference will not occur in a particular installation. If this equipment does cause harmful interference to radio or television reception, which can be determined by turning the equipment off and on, the user is encouraged to try to correct the interference by one or more of the following measures:

- Reorient or relocate the receiving antenna.
- Increase the separation between the equipment and receiver.
- Connect the equipment into an outlet on a circuit different from that to which the receiver is connected.
- Consult the dealer or an experienced radio/TV technician for help.

This equipment should be installed and operated with a minimum distance 20cm between the radiator and your body.

FCC Conditions

This device complies with part 15 of the FCC Rules. Operation is subject to the following two conditions:

1. This device may not cause harmful interference.
2. This device must accept any interference received, including interference that may cause undesired operation

BATTERY CAUTION

1. Risk of explosion if the battery is replaced by an incorrect type.
2. Improper replacement of the battery with an incorrect type may defeat a safeguard (for example, in the case of some lithium battery types).

3. Do not dispose of the battery into fire or a hot oven, or mechanically crush or cut the battery, which may result in an explosion.
4. Do not leave the battery in an extremely high temperature surrounding environment, which may result in an explosion or the leakage of flammable liquid or gas.
5. Do not subject the battery to extremely low air pressure, which may result in an explosion or the leakage of flammable liquid or gas.
6. Dispose of used batteries according to the instructions.

+ identifies the positive terminal(s) of equipment which is used with, or generates direct current. – identifies the negative terminal(s) of equipment which is used with, or generates direct current.

No naked flame sources, such as lighted candles, should be placed on the equipment.

INSTALLATION CAUTION

1. Install the equipment according to the instructions in this manual.
2. To prevent injury, this equipment must be securely attached to the floor/wall in accordance with the installation instructions.

Documents / Resources



[HIKVISION DS-PDPT15AM-LM-WA Wireless Tri-Tech AM Detector](#) [pdf] User Guide
D2412043, 2ADTD-D2412043, 2ADTDD2412043, DS-PDPT15AM-LM-WA, Wireless Tri-Tech A
M Detector