


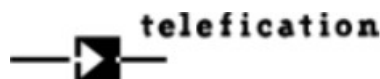


HIKVISION DS-PDEB1-EG2-WA Wireless Emergency Button User Guide

[Home](#) » [Hikvision](#) » HIKVISION DS-PDEB1-EG2-WA Wireless Emergency Button User Guide 



DS-PDEB1-EG2-WA
Wireless Emergency Button
Quick Start Guide
EN 50131-1:2006+A1: 2009+A2:2017
EN 50131-3:2009
EN 50131-5-3:2017
Security Grade(SG) 2
Environmental Class(EC) II
Certified by Telefication



1 APPEARANCE

1. Indicator
2. Button
3. Tamper Button
4. Battery

2 ENROLLMENT

3 INSTALLATION

- I. Check signal strength.
 - II. Align the groove to install the detector. a. with screw b. with sponge tape
- Note: Non-EN compliant are Installation with Sponge Tape.

4 TEST

1. Button Activated
2. Alarm Received

5 REPLACE BATTERY

Contents

- [1 User Manual](#)
- [2 Specification](#)
- [3 FCC Information](#)
- [4 Documents / Resources](#)
- [5 Related Posts](#)

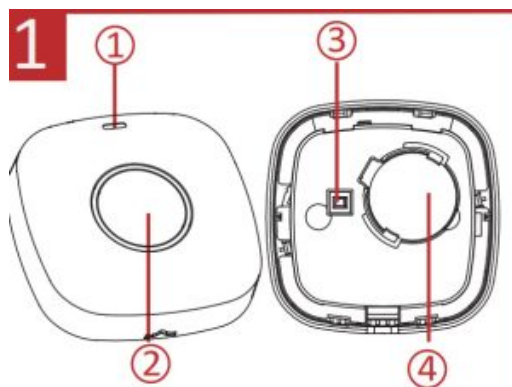
User Manual

Scan the QR code for more information and operation help

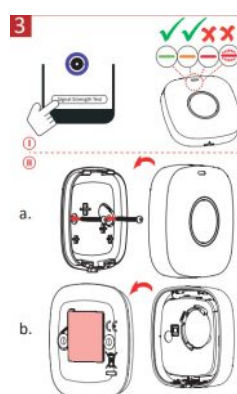
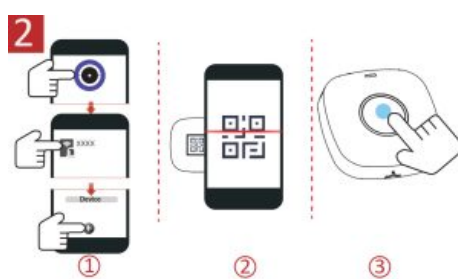
Specification

LED indicator	Blue (alarm)
LED alarm confirmation	Flashing LED
Tamper protection	Front & Back
Operating temperature	-10 °C to 55 °C (14 °F to 131 °F) -10 °C to 40 °C (14 °F to 104 °F) Certified
Storage temperature	-20 °C to 60 °C (-4 °F to 140 °F)
Operating humidity	10% to 90%
Dimension (W x H x D)	63.8mm x 63.8mm x 17.9mm
Weight	45.5g
Transmission frequency	915MHz
RF range	1.2Km (open area)
Battery	CR2450 x 1 (included) 620mAh capacity
Standard battery life	5 years
PS type	Type C
Low voltage level	2.60 V
Consumption	Quiescent Current: 25 uA Max: 36.89 mA
Classification	Use inside the supervised premises

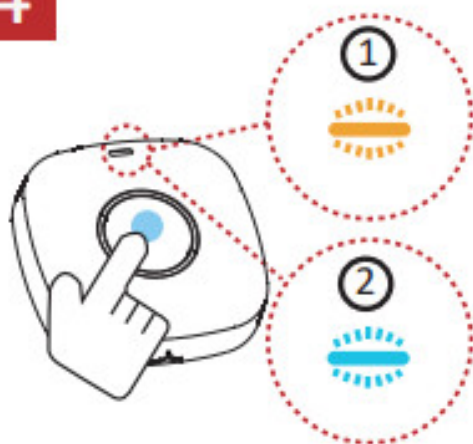
UD25502B



<http://enpinfodata.hikvision.com/analysisQR/showQR/5aaeedeb>



4



©2021 Hangzhou Hikvision Digital Technology Co., Ltd. All rights reserved.

About this Manual

The Manual includes instructions for using and managing the Product. Pictures, charts, images, and all other information hereinafter are descriptive and explanatory. The information contained in the Manual is subject to change, without notice, due to firmware updates or other reasons. Please find the latest version of this Manual at the Hikvision website (<https://www.hikvision.com/>).

Please use this Manual with the guidance and assistance of professionals trained in supporting the Product.

HIKVISION and other Hikvision trademarks and logos are the properties of Hikvision in various jurisdictions. Other trademarks and logos mentioned are the properties of their respective owners.

Disclaimer

TO THE MAXIMUM EXTENT PERMITTED BY APPLICABLE LAW, THIS MANUAL AND THE PRODUCT DESCRIBED, WITH ITS HARDWARE, SOFTWARE, AND FIRMWARE, ARE PROVIDED “AS IS” AND “WITH ALL FAULTS AND ERRORS”. HIKVISION MAKES NO WARRANTIES, EXPRESS OR IMPLIED, INCLUDING WITHOUT LIMITATION, MERCHANTABILITY, SATISFACTORY QUALITY, OR FITNESS FOR A PARTICULAR PURPOSE. THE USE OF THE PRODUCT BY YOU IS AT YOUR OWN RISK. IN NO EVENT WILL HIKVISION BE LIABLE TO YOU FOR ANY SPECIAL, CONSEQUENTIAL, INCIDENTAL, OR INDIRECT DAMAGES, INCLUDING, AMONG OTHERS, DAMAGES FOR LOSS OF BUSINESS PROFITS, BUSINESS INTERRUPTION, OR LOSS OF DATA, CORRUPTION OF SYSTEMS, OR LOSS OF DOCUMENTATION, WHETHER BASED ON BREACH OF CONTRACT, TORT (INCLUDING NEGLIGENCE), PRODUCT LIABILITY, OR OTHERWISE, IN CONNECTION WITH THE USE OF THE PRODUCT, EVEN IF HIKVISION HAS BEEN ADVISED OF THE POSSIBILITY OF SUCH DAMAGES OR LOSS.

YOU ACKNOWLEDGE THAT THE NATURE OF THE INTERNET PROVIDES FOR INHERENT SECURITY RISKS, AND HIKVISION SHALL NOT TAKE ANY RESPONSIBILITY FOR ABNORMAL OPERATION, PRIVACY LEAKAGE, OR OTHER DAMAGES RESULTING FROM CYBER-ATTACK, HACKER ATTACK, VIRUS INFECTION, OR OTHER INTERNET SECURITY RISKS; HOWEVER, HIKVISION WILL PROVIDE TIMELY TECHNICAL SUPPORT IF REQUIRED.

YOU AGREE TO USE THIS PRODUCT IN COMPLIANCE WITH ALL APPLICABLE LAWS, AND YOU ARE SOLELY RESPONSIBLE FOR ENSURING THAT YOUR USE CONFORMS TO THE APPLICABLE LAW.

ESPECIALLY, YOU ARE RESPONSIBLE, FOR USING THIS PRODUCT IN A MANNER THAT DOES NOT INFRINGE ON THE RIGHTS OF THIRD PARTIES, INCLUDING WITHOUT LIMITATION, RIGHTS OF PUBLICITY, INTELLECTUAL PROPERTY RIGHTS, DATA PROTECTION, AND OTHER PRIVACY RIGHTS. YOU SHALL NOT USE THIS PRODUCT FOR ANY PROHIBITED END-USES, INCLUDING THE DEVELOPMENT OR PRODUCTION OF WEAPONS OF MASS DESTRUCTION, THE DEVELOPMENT OR PRODUCTION OF CHEMICAL OR BIOLOGICAL WEAPONS, ANY ACTIVITIES IN THE CONTEXT RELATED TO ANY NUCLEAR EXPLOSIVE OR UNSAFE NUCLEAR FUEL-CYCLE, OR IN SUPPORT OF HUMAN RIGHTS ABUSES. IN THE EVENT OF ANY CONFLICTS BETWEEN THIS MANUAL AND THE APPLICABLE LAW, THE LATTER PREVAILS.



This product and – if applicable – the supplied accessories too are marked with “CE” and comply therefore with the applicable harmonized European standards listed under the RE Directive 2014/53/EU, the EMC Directive 2014/30/EU, the RoHS Directive 2011/65/EU.

2012/19/EU (WEEE directive): Products marked with this symbol cannot be disposed of as unsorted municipal waste in the European Union. For proper recycling, return this product to your local supplier upon the purchase of equivalent new equipment, or dispose of it at designated collection points. For more information see:

www.recyclethis.info

2006/66/EC (battery directive): This product contains battery that cannot be disposed of as unsorted municipal waste in the European Union. See the product documentation for specific battery information. The battery is marked with this symbol, which may include leering to indicate cadmium (Cd), lead (Pb), or mercury (Hg). For proper recycling, return the battery to your supplier or to a designated collection point. For more information see: www.recyclethis.info

BATTERY CAUTION

replacement of a battery with an incorrect type that can defeat a safeguard (for example, in the case of some lithium battery types);



– disposal of a battery into fire or a hot oven, or mechanically crushing or cutting of a battery, that can result in an explosion;

– leaving a battery in an extremely high temperature surrounding environment that can result in an explosion or the leakage of flammable liquid or gas; and

– a battery subjected to extremely low air pressure may result in an explosion or the leakage of flammable liquid or gas Risk of the explosion is if the battery is replaced by an incorrect type.

Replacement of a battery with an incorrect type can defeat a safeguard.

Dispose of used batteries according to the instructions and local regulations.

If the battery compartment does not close securely, stop using the product and keep it away from children.

Chemical burning danger

This product contains a button cell battery. If the button cell battery is swallowed, it can cause severe internal burns in just 2 hours and can lead to death. Keep new and used batteries away from children.

If the battery compartment does not close securely, stop using the product and keep it away from children.

If you think batteries might have been swallowed or placed inside any part of the body, seek immediate medical attention.

INSTALLATION CAUTION



The additional force shall be equal to three times the weight of the equipment but not less than 50N. The equipment and its associated mounting means shall remain secure during the installation. After the installation, the equipment, including any associated mounting plate, shall not be damaged.



FCC Information

Please take attention that changes or modifications not expressly approved by the party responsible for compliance could void the user's authority to operate the equipment. FCC compliance: This equipment has been tested and found to comply with the limits for a Class B digital device, pursuant to part 15 of the FCC Rules. These limits are designed to provide reasonable protection against harmful interference in a residential

installation. This equipment generates, uses, and can radiate radio frequency energy and, if not installed and used in accordance with the instructions, may cause harmful interference to radio communications. However, there is no guarantee that interference will not occur in a particular installation. If this equipment does cause harmful interference to radio or television reception, which can be determined by turning the equipment off and on, the user is encouraged to try to correct the interference by one or more of the following measures:

- Reorient or relocate the receiving antenna.
- Increase the separation between the equipment and receiver.
- Connect the equipment into an outlet on a circuit different from that to which the receiver is connected.
- Consult the dealer or an experienced radio/TV technician for help.

This equipment should be installed and operated with a minimum distance 20cm between the radiator and your body.


FCC Conditions

This device complies with part 15 of the FCC Rules. Operation is subject to the following

two conditions:

1. This device may not cause harmful interference.
2. This device must accept any interference received, including interference that may cause undesired operation

Documents / Resources

	<p>HIKVISION DS-PDEB1-EG2-WA Wireless Emergency Button [pdf] User Guide D1501003, 2ADTD-D1501003, 2ADTDD1501003, DS-PDEB1-EG2-WA Wireless Emergency Button, Wireless Emergency Button, Emergency Button</p>
---	--