



HIKMICRO Viewer Mobile Client User Guide

[Home](#) » [HIKMICRO](#) » HIKMICRO Viewer Mobile Client User Guide 

Contents

- [1 HIKMICRO Viewer Mobile Client](#)
- [2 Introduction](#)
- [3 New Features](#)
 - [3.1 Live View](#)
- [4 Optimizations](#)
- [5 Documents / Resources](#)
 - [5.1 References](#)
- [6 Related Posts](#)



HIKMICRO

HIKMICRO Viewer Mobile Client



Legal Information

© 2021 Hangzhou Microimage Software Co., Ltd. All rights reserved.

About this Manual

The Manual includes instructions for using and managing the Product. Pictures, charts, images and all other information hereinafter are for description and explanation only. The information contained in the Manual is subject to change, without notice, due to firmware updates or other reasons. Please find the latest version of this Manual at the HIKMICRO website (www.hikmicrotech.com). Please use this Manual with the guidance and assistance of professionals trained in supporting the Product.

Trademarks

HIKMICRO and other HIKMICRO's trademarks and logos are the properties of HIKMICRO in various jurisdictions. Other trademarks and logos mentioned are the properties of their respective owners.

LEGAL DISCLAIMER

TO THE MAXIMUM EXTENT PERMITTED BY APPLICABLE LAW, THIS MANUAL AND THE PRODUCT DESCRIBED, WITH ITS HARDWARE, SOFTWARE AND FIRMWARE, ARE PROVIDED "AS IS" AND "WITH ALL FAULTS AND ERRORS". HIKMICRO MAKES NO WARRANTIES, EXPRESS OR IMPLIED, INCLUDING WITHOUT LIMITATION, MERCHANTABILITY, SATISFACTORY QUALITY, OR FITNESS FOR A PARTICULAR PURPOSE. THE USE OF THE PRODUCT BY YOU IS AT YOUR OWN RISK. IN NO EVENT WILL HIKMICRO BE LIABLE TO YOU FOR ANY SPECIAL, CONSEQUENTIAL, INCIDENTAL, OR INDIRECT DAMAGES, INCLUDING, AMONG OTHERS, DAMAGES FOR LOSS OF BUSINESS PROFITS, BUSINESS INTERRUPTION, OR LOSS OF DATA, CORRUPTION OF SYSTEMS, OR LOSS OF DOCUMENTATION, WHETHER BASED ON BREACH OF CONTRACT, TORT (INCLUDING NEGLIGENCE), PRODUCT LIABILITY, OR OTHERWISE, IN CONNECTION WITH THE USE OF THE PRODUCT, EVEN IF HIKMICRO HAS BEEN ADVISED OF THE POSSIBILITY OF SUCH DAMAGES OR LOSS.

YOU ACKNOWLEDGE THAT THE NATURE OF THE INTERNET PROVIDES FOR INHERENT SECURITY RISKS, AND HIKMICRO SHALL NOT TAKE ANY RESPONSIBILITIES FOR ABNORMAL OPERATION, PRIVACY LEAKAGE OR OTHER DAMAGES RESULTING FROM CYBER-ATTACKS, HACKER ATTACK, VIRUS INFECTION, OR OTHER INTERNET SECURITY RISKS; HOWEVER, HIKMICRO WILL PROVIDE TIMELY TECHNICAL SUPPORT IF REQUIRED.

YOU AGREE TO USE THIS PRODUCT IN COMPLIANCE WITH ALL APPLICABLE LAWS, AND YOU ARE SOLELY RESPONSIBLE FOR ENSURING THAT YOUR USE CONFORMS TO THE APPLICABLE LAW. ESPECIALLY, YOU ARE RESPONSIBLE, FOR USING THIS PRODUCT IN A MANNER THAT DOES NOT INFRINGE ON THE RIGHTS OF THIRD PARTIES, INCLUDING WITHOUT LIMITATION, RIGHTS OF PUBLICITY, INTELLECTUAL

PROPERTY RIGHTS, OR DATA PROTECTION AND OTHER PRIVACY RIGHTS. YOU SHALL NOT USE THIS PRODUCT FOR ANY PROHIBITED END-USES, INCLUDING THE DEVELOPMENT OR PRODUCTION OF WEAPONS OF MASS DESTRUCTION, THE DEVELOPMENT OR PRODUCTION OF CHEMICAL OR BIOLOGICAL WEAPONS, ANY ACTIVITIES IN THE CONTEXT RELATED TO ANY NUCLEAR EXPLOSIVE OR UNSAFE NUCLEAR FUEL-CYCLE, OR IN SUPPORT OF HUMAN RIGHTS ABUSES. IN THE EVENT OF ANY CONFLICTS BETWEEN THIS MANUAL AND THE APPLICABLE LAW, THE LATER PREVAILS.

Introduction

HIKMICRO Viewer mobile client software allows you to remotely manage and control thermography devices and thermal imaging devices via Wi-Fi, 3G or 4G networks. After logging in to a device on the software, you can do operations such as viewing live video, detecting the variation of temperature, measuring the real-time temperature, and measuring temperatures of points and areas on captured pictures.

This document introduces new features and optimizations in V1.8.0 of the Mobile Client.

Version Information

Version	Date
HIKMICRO ViewerV1.8.0	2021-7

Supported Product List


HM-TB3317-3/M1-Mini
HM-TJ11-3AMF-Mini1
HM-TP51-3AXF/W-B1L
HM-TP21-6VF/W-M10
HM-TP23-10VF/W-M30
HM-TP76-25SVF/W-G60

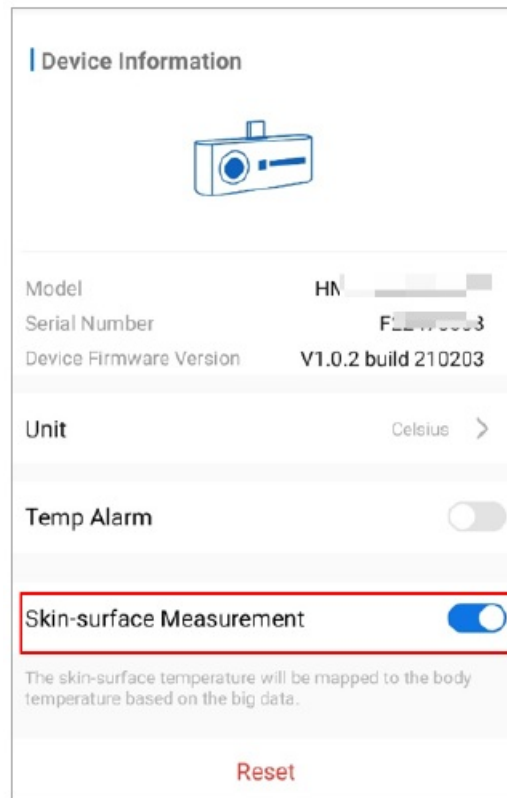
New Features

Device Setting



Add Skin-Surface Measurement button



You can tap  to switch on Skin-Surface Measurement. After it is switched on, the skin-surface temperature will be automatically adjusted to the core body temperature. This function is only supported by Mini.



User Manual button

You can tap  ->  in the upper right corner to view the user manual of the App. (only supported by Mini Series).




Live View

Set Fusion Mode

In live view, you can set the fusion mode to improve the visual perception or feature extraction. You can also modify the previous fusion settings by image calibration to improve the clarity of the live video image. This function is only supported by Mini Series.

Note

If you use the fusion function for the first time, you need to calibrate the image by taking a photo and then dragging the photo to match the image.



Take a photo as reference

Zoom in or out the visible image to be consistent with thermal image


Pan up, down, left, and right the visible image to be consistent with thermal image

Optimizations

Smartphone Module

HIKMICRO Viewer 1.8.0 has been optimized to improve your experience with Mini Series.

Return to Home Page and Live View Page

On live view page, you can tap  to return to the home page. After returning to the home page, if the Mini Series has not been unplugged, you can tap Live View by Smartphone Module to enter the live view again.



Measurement Tools Optimization

In live view, you can use the center point and the cold point simultaneously for Mini.

Note

For Mini Series, the user preset point and the user preset area are not supported to be used simultaneously. You can only use one of them at a time. Refer to the following chart for the supported maximum points and areas (for Mini and Mini1):

Product	Hot Spot	Cold Spot	Center Spot	User Preset Point(s)	User Preset Area(s)
Mini	1	1	1	1	1
Mini1	1	1	1	3	3

Temperature Display


The real-time temperature will be displayed in the top left corner of the live view page.



Alarm Function

- On the Device Settings page, the Temp Alarm is off by default.

Device Information



Model

HM

Serial Number

FEL170000

Device Firmware Version

V1.0.2 build 210203

Unit

Celsius >

Temp Alarm

☐

Skin-surface Measurement

☒

The skin-surface temperature will be mapped to the body temperature based on the big data.

Reset

- When you are using User Preset Area measurement, if an alarm is triggered, the alarm is based on the User Preset Area.


Remarks:

- Please use this Document with the guidance and assistance of professionals trained in supporting the Product.
- Pictures, charts, images and all other information hereinafter are for description and explanation only.
- HIKMICRO reserves the right to change, alter or withdraw the above notification without prior notice.
- Product design and specifications are subject to change without prior notice.
- The HIKMICRO firmware may contain errors known as errata, which may cause the product to deviate from published specifications. Current characterized errata are available on request.
- HIKMICRO is not liable for any typing or printing errors.

Hangzhou Microimage Software Co., Ltd

Room 313, Unit B, Building 2, NO.399 Danfeng Road, Xixing Subdistrict, Binjiang District, Hangzhou, Zhejiang
Tel: +86+571-8807-5998

<http://www.hikmicrotech.com/en/>

	<p>HIKMICRO Viewer Mobile Client [pdf] User Guide Viewer Mobile Client, Viewer Client, Mobile Client, Client</p>
---	--

References

-  [HIKMICRO](#)
-  [HIKMICRO](#)