


HIFIMUKE

Speaker function manual



Contents [[hide](#)]

- [1 Connection method](#)
- [2 Main parameter](#)
- [3 Function description](#)
- [4 Charging pilot lamp](#)
- [5 FCC Warning](#)
- [6 Documents / Resources](#)
 - [6.1 References](#)

Connection method

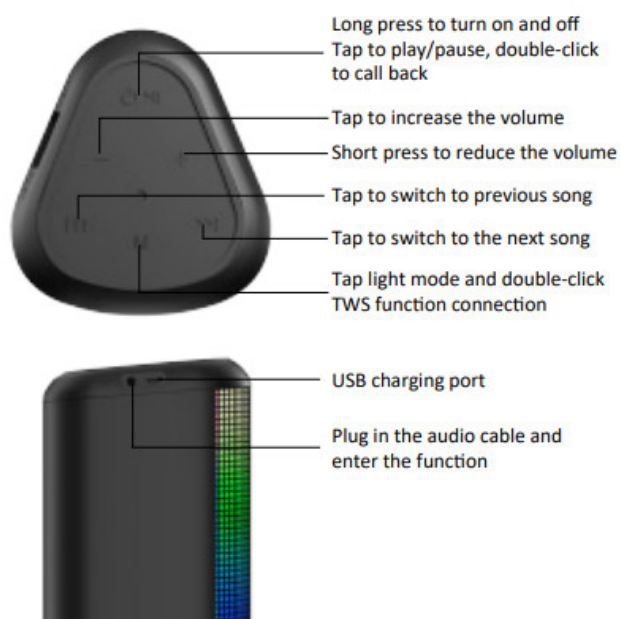
Lo pess the power button to power on wait for a few seconds or so turn on Bluetooth, search fo Bluetooth name “WS01” and clck Conct

TWS connection: Doube-click the M button to connect the TWS functio

Main parameter

Bluetooth versio n	V5.4	name	WS01
Frequency respon se	20HZ-20KHZ	power	5W
sensitivity	42DB±3	Product size	186*81*73mm
Battery capacity	1200mAh	Product weight	355g (±10g)
Charging interface	T -C ype	packaging Detai led list	A speaker box; Charging cable; Audio cable; specification

Function description



Charging pilot lamp



FCC Warning

This device complies with Part 15 of the FCC Rules. Operation is subject to the following two conditions:

(1) This device may not cause harmful interference, and (2) this device must accept any interference received, including interference that may cause undesired operation.


NOTE 1: This equipment has been tested and found to comply with the limits for a Class B digital device, pursuant to part 15 of the FCC Rules. These limits are designed to provide reasonable protection against harmful interference in a residential installation. This equipment generates, uses and can radiate radio frequency energy and, if not installed and used in accordance with the instructions, may cause harmful interference to radio communications. However, there is no guarantee that interference will not occur in a particular installation. If this equipment does cause harmful interference to radio or television reception, which can be determined by turning the equipment off and on, the user is encouraged to try to correct the interference by one or more of the following measures:

- Reorient or relocate the receiving antenna.
- Increase the separation between the equipment and receiver.
- Connect the equipment into an outlet on a circuit different from that to which the receiver is connected.
- Consult the dealer or an experienced radio/TV technician for help.

NOTE 2: Any changes or modifications to this unit not expressly approved by the party responsible for compliance could void the user's authority to operate the equipment.

The device has been evaluated to meet general RF exposure requirement. The device can be used in portable exposure condition without restriction.

Documents / Resources

	HIFIMUKE WS01 Wireless Bluetooth Speaker [pdf] Instruction Manual WS01, WS01 Wireless Bluetooth Speaker, Wireless Bluetooth Speaker, Bluetooth Speaker
---	---

References

- [User Manual](#)

Bluetooth Speaker, HIFIMUKE, Wireless Bluetooth Speaker, WS01, WS01 Wireless Bluetooth Speaker

Leave a comment

Your email address will not be published. Required fields are marked *

Comment *

Name

Email

Website

☐ Save my name, email, and website in this browser for the next time I comment.

Post Comment

Search:

e.g. whirlpool wrf535swhz

Search

[Manuals+](#) | [Upload](#) | [Deep Search](#) | [Privacy Policy](#) | [@manuals.plus](#) | [YouTube](#)

This website is an independent publication and is neither affiliated with nor endorsed by any of the trademark owners. The "Bluetooth®" word mark and logos are registered trademarks owned by Bluetooth SIG, Inc. The "Wi-Fi®" word mark and logos are registered trademarks owned by the Wi-Fi Alliance. Any use of these marks on this website does not imply any affiliation with or endorsement.