



# HIFIMAN EF400 Balanced Desktop DAC/Amplifier Owner's Manual

[Home](#) » [HIFIMan](#) » HIFIMAN EF400 Balanced Desktop DAC/Amplifier Owner's Manual 

## Contents

- [1 HIFIMAN EF400 Balanced Desktop DAC/Amplifier](#)
- [2 Specifications:](#)
- [3 PRODUCT DESCRIPTION](#)
- [4 Precautions](#)
- [5 HIFIMAN Limited Warranty](#)
- [6 Documents / Resources](#)
  - [6.1 References](#)
- [7 Related Posts](#)



**HIFIMAN EF400 Balanced Desktop DAC/Amplifier**



Thank you for choosing the HIFIMAN EF400, our DAC and amplifier that is one of the finest on the market. This Owner's Manual will provide a helpful overview and familiarize you with the product's features and proper usage. HIFIMAN is a world-famous manufacturer specializing in high-end audiophile-grade products. The company's excellent R&D team features industry professionals with extensive experience in "voicing" high-end headphones and electronics. HIFIMAN's EF400 is a DAC/Amplifier with a four-channel potentiometer that operates with ultra-high efficiency and low power consumption at maximum stability. Designed for a variety of applications, the EF400 is embedded with HIFIMAN's HIMALAYA R2R DAC, which was developed by the company's engineering team. The HIMALAYA DAC is composed of a resistor array that contributes to its outstanding sound quality, high-resolution output, and low power consumption. The sound quality is maximized by incorporating high-quality components and precise processing technology.

## Specifications:

- THD+N (Line out): Between 0.002% and 0.004%
- Channel Separation: 125±3dB
- Signal to Noise Ratio: 118±3dB (A Weighted)
- Maximum Power Output: 4.4 W per channel
- Dimensions: 246.5mm(L)×228mm(W)×61mm(H)
- Weight: 3.08kg


## PRODUCT DESCRIPTION

### EF400 Front Panel Layout



1. 4-level Function Switch: High Gain NOS, High Gain OS, Low Gain OS, Low Gain NOS
2. 6.35mm Single-ended
3. 3.5mm Single-ended
4. 4.4mm Balanced
5. XLR 4-Pin Balanced Output
6. Volume Control

#### EF400 Rear Panel Layout




7. Balanced Output Right Channel: right channel connection of CANNON Balanced output
8. Balanced Output Left Channel: left channel connection of CANNON Balanced output
9. RCA (Single-ended)
10. USB Type C
11. USB-B
12. AC Power Connector/Power Switch

#### EF400 Bottom Panel Layout



### The Soul of EF400 – HYMALAYA DAC

HIFIMAN Independent Research and Development, R2R Architecture DAC HIFIMAN is famous for its audiophile headphones and digital audio players. As a company that is committed to satisfying the demands of discerning listeners through advanced, yet cost-effective designs, HIFIMAN is proud to present its latest achievement: the HYMALAYA DAC. The result of five years of focused product development, the HYMALAYA DAC retains the acclaimed R2R architecture, but with a unique algorithm on an FPGA Chip that reduces electrical interference between the chip and peripheral components. Signal-to-noise ratio, total harmonic distortion (THD) and energy consumption are at their most efficient and cost-effective.



HYMALAYA is a discrete R2R DAC (digital-to-analog) module that is based on the FPGA algorithm. The combinations of its low audio frequency range, out-of-band noise, and low energy consumption make it a perfect match for high-performance audio equipment. The HIMALAYA DAC module supports the standard PCM music signal transmitted by the most common IIS (Integrated Interface of Sound) audio interface, with a maximum resolution of 24Bit.

### Precautions

1. Make sure the power switch on the rear panel is in off position.
2. Connect the power cord to the desktop DAC and Amplifier.

3. In the unlikely event there is a malfunction when the EF400 is connected to a source eg. PC/laptop, tablet, mobile handset, via a USB-B or USB-C cable, HIFIMAN recommends you re-boot both the EF400 and the source device, and unplug/replug the USB cable.
4. IMPORTANT: Do not reverse the L/R channel while connecting with the audio devices.
5. When using EF400, do not plug in the earphones after turning it on. Turn the volume potentiometer to the lowest position, plug in the earphones, and slowly turn up the volume to a suitable level.
6. 6.35mm single-ended and XLR 4-core balanced headphone ports are suitable for driving low-sensitivity headphones
7. The 3.5mm single-ended and 4.4mm balanced headphone ports are suitable for driving high-sensitivity in-ear headphones. IMPORTANT: Use them in low-gain mode to avoid excessive power that may damage the headphones
8. To avoid hearing loss, always maintain a moderate listening volume when using headphones and earphones.
9. Be careful to ensure the EF400 is used only by adults who understand the proper option. Keep the DAC/Amp away from children. Likewise, high temperatures and potentially damaging chemicals and solvents such as butane lighters, gasoline, insecticides, etc. may cause irreparable damage to the EF400.

## **HIFIMAN Limited Warranty**

Your product is warrantied for a period of one year beginning with the original date of purchase. If you join HIFIMAN on Facebook, your product warranty will be extended for an additional six months. Please contact HIFIMAN customer service if you need any assistance. The dated sales or delivery receipt is your proof of purchase. You may be required to provide proof of purchase as a condition of receiving warranty service so please keep it handy.

If your product is under warranty and malfunctions occur, please contact HIFIMAN customer service or your authorized dealer. If necessary, and at the discretion of HIFIMAN, the company will provide a warranty repair or replacement of your product.

**Caution:** do not disassemble or modify the product in any way. Tampering with or modifying your HIFIMAN product will void its warranty.

### **This Limited Warranty does not apply to :**

1. Defective or discolored parts if the damages are caused by fluids, dirt, missing keys, broken plastic parts or improper use.
2. Damage caused by misuse with another product.
3. Use of the product for other than its normal intended use, including, without limitation, failure to use the product in accordance with the supplied "Owner's Guide"
4. Damage caused by accident, abuse, neglect or misuse.
5. If you do not have a valid dated receipt showing proof of purchase.
6. Damage caused by services/repairs or other modifications to the system carried out by anyone other than HIFIMAN or an authorized HIFIMAN distributor or dealer.
7. Damage caused by self-repair or if the unit has been disassembled or modified in any way.

HIFIMAN guarantees your satisfaction and will do everything reasonable to achieve that. If you have any questions or concerns with your product, simply contact your authorized dealer or HIFIMAN directly (if purchased from us) and explain the issue in detail. Should a return be required, a RA# will be issued. Return shipping to HIFIMAN or authorized service facility will be at the owner's expense. The warranty applies to the first purchaser and is not transferable. Should you need warranty service please contact your authorized HIFIMAN dealer. Or email us directly at [customerservice@HIFIMAN.com](mailto:customerservice@HIFIMAN.com) If you have any concerns with your product: please contact

us to explain the issue in detail. If a return/refund is required, a RA# will be issued. Return shipping to HIFIMAN or authorized service facility is done at the owner’s expense.



Customer Service

- Tel: 1- 201-443-4626
- E-mail: [customerservice@HIFIMAN.com](mailto:customerservice@HIFIMAN.com)
- Website: [www.HIFIMAN.com](http://www.HIFIMAN.com)



**FACEBOOK**  
Scan QR Code to join  
HIFIMAN on facebook

Documents / Resources

<div>  <div>HIFIMAN EF400 <small>Owner's Guide</small></div></div>	<div><a href="#">HIFIMAN EF400 Balanced Desktop DAC/Amplifier</a> [pdf] Owner's Manual EF400, Balanced Desktop DAC Amplifier, EF400 Balanced Desktop DAC Amplifier</div>
--	--

References

-  [Headphones & portable audio - HIFIMAN.com](http://www.HIFIMAN.com)