

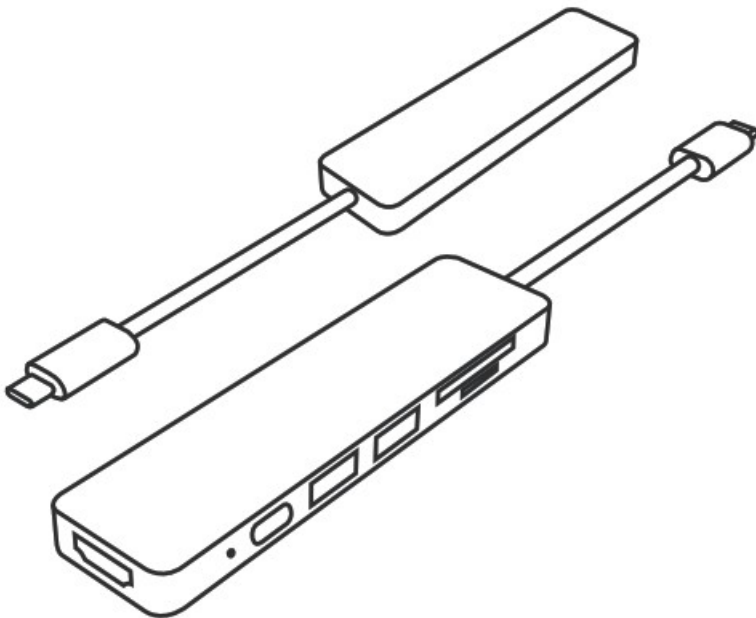


## Hiearcool UCN3286 USB Type-C Hub Pro User Manual

[Home](#) » [Hiearcool](#) » Hiearcool UCN3286 USB Type-C Hub Pro User Manual 

# ***Hiearcool***

**USB Type-C Hub Pro**  
Product Model: UCN 3286



**USER MANUAL**

**FC CE RoHS**

**Made in China**

## Contents

[1 Features](#)

[2 Specifications](#)

[3 Instruction to product Ports](#)

[4 Attention:](#)

[5 FAQ](#)

[6 Any Concern?](#)

[7 Documents / Resources](#)

[8 Related Posts](#)

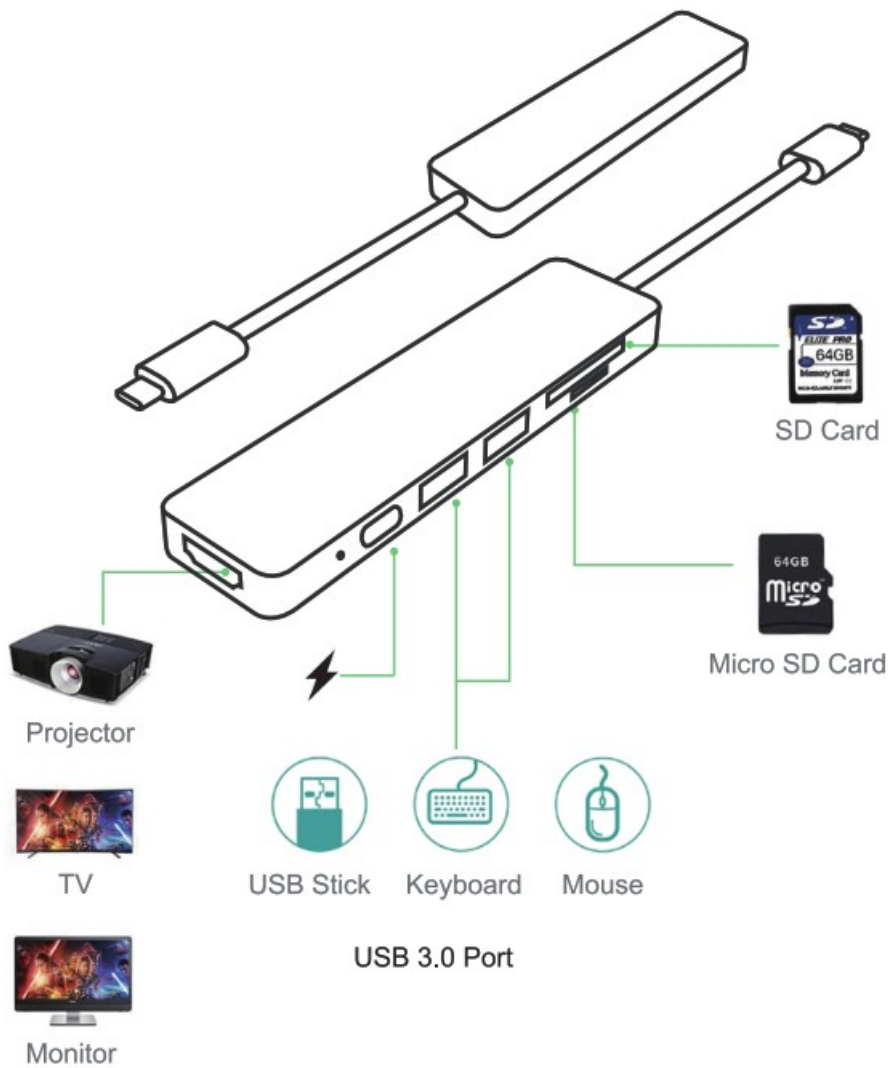
## Features

- Plug&Play
- HDM: Up to 3840\*2160@30Hz
- USB C PD: Power Input Up to 100W
- USB 3.0 x2/ Up to 5Gbps
- SD/TF: Up to 2TB capacity
- Preventing overload, over-voltage, over-current, short circuit, overcharge, voltage regulation and temperature protection under 45 C.

## Specifications

Input port:	USB-C/M x1 USB C PD
Output port:	HDMI/F x1 USB 3.0/F x2 SD/TF Card Slot
Operating Temperature:	0°C to +45°C
Operating Humidity:	10% to 90% RH
Storage Temperature:	-10 'C to +70C
Storage Humidity:	10% to 90% RH

## Instruction to product Ports



### Attention:

- The current output of the new MacBook is around 1.5A. When the load exceeds 1.5A, the computer will start the Self-Protection function.  
Then prompt pop up (current overload), disable the prompt and restart your laptop.  
Connect the PD before plugging in any other port.
- Please do not disconnect the PD when transferring data.

### FAQ

#### Q1: Why is there no video output?

- A1:
- a. Please make sure that the laptop is equipped with Thunderbolt 3/USB-C 3.1 Gen 2/USB-C 3.1 Gen 1 port (Supports PD), which supports USB-C display transfer.
  - b. If it is a Thunderbolt 3 laptop, please try to update system BIOS, Thunderbolt 3 driver, Thunderbolt 3 NVM firmware, and graphics (GPU) driver from the system manufacturer.
  - c. Ensure sufficient power supply to connect external monitors.
  - d. Check the HDMI cable or monitor if it can work properly.

#### Q2: Why can't I use the mouse/keyboard/hard drive via the product?

- A2: Please plug in the Laptop's power adapter to the USB-C PD port or connect the AC power adapter to the laptop before using. If the issue persists, please feel free to contact us.


### Q3: Why does the USB C PD port doesn't work?

– A3: The USB C PD supports power INPUT up to 100W. Please plug in the Laptop's power adapter to the USB-C pd port and make sure the laptop supports PD function.

### Any Concern?

Product Support: Email: [hiearcool@outlook.com](mailto:hiearcool@outlook.com)

### Documents / Resources

	<a href="#">Hihearcool UCN3286 USB Type-C Hub Pro</a> [pdf] User Manual UCN3286 USB Type-C Hub Pro, UCN3286, USB Type-C Hub Pro, Type-C Hub Pro, Hub Pro, P ro
---	--