



Contents [[hide](#)]

- 1 [HFD IBOX11 Foldable Bluetooth Keyboard](#)
- 2 [Description](#)
- 3 [Use Multifunctional leather](#)
- 4 [PRODUCT INTRODUCTION](#)
- 5 [BEFORE FIRST USE](#)
- 6 [BLUETOOTH CONNECT AND CHANGE DEVICE](#)
- 7 [TOUCH PAD GESTURES](#)
- 8 [SHORTCUT KEYS INSTRUCTIONS](#)
- 9 [PRODUCT PARAMETERS](#)
- 10 [SAFETY INSTRUCTIONS](#)
- 11 [FCC Caution](#)
- 12 [Frequently Asked Questions](#)
- 13 [Documents / Resources](#)
 - 13.1 [References](#)

HFD

HFD IBOX11 Foldable Bluetooth Keyboard

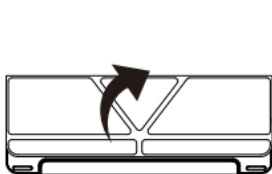


Description

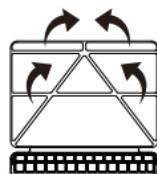
This product is a mobile application that allows users to search for various information. It features a user-friendly interface and quick access to search functionality.

- All pictures are for reference only, specific products prevail in kind.
- Please read these instructions carefully before using.
- For your safety and correct use, please keep the Instruction manual properly after reading

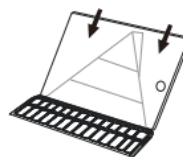
Use Multifunctional leather



Open the Multifunctional leather



Press down the magnetic area as shown and turn the leather toward back. Then



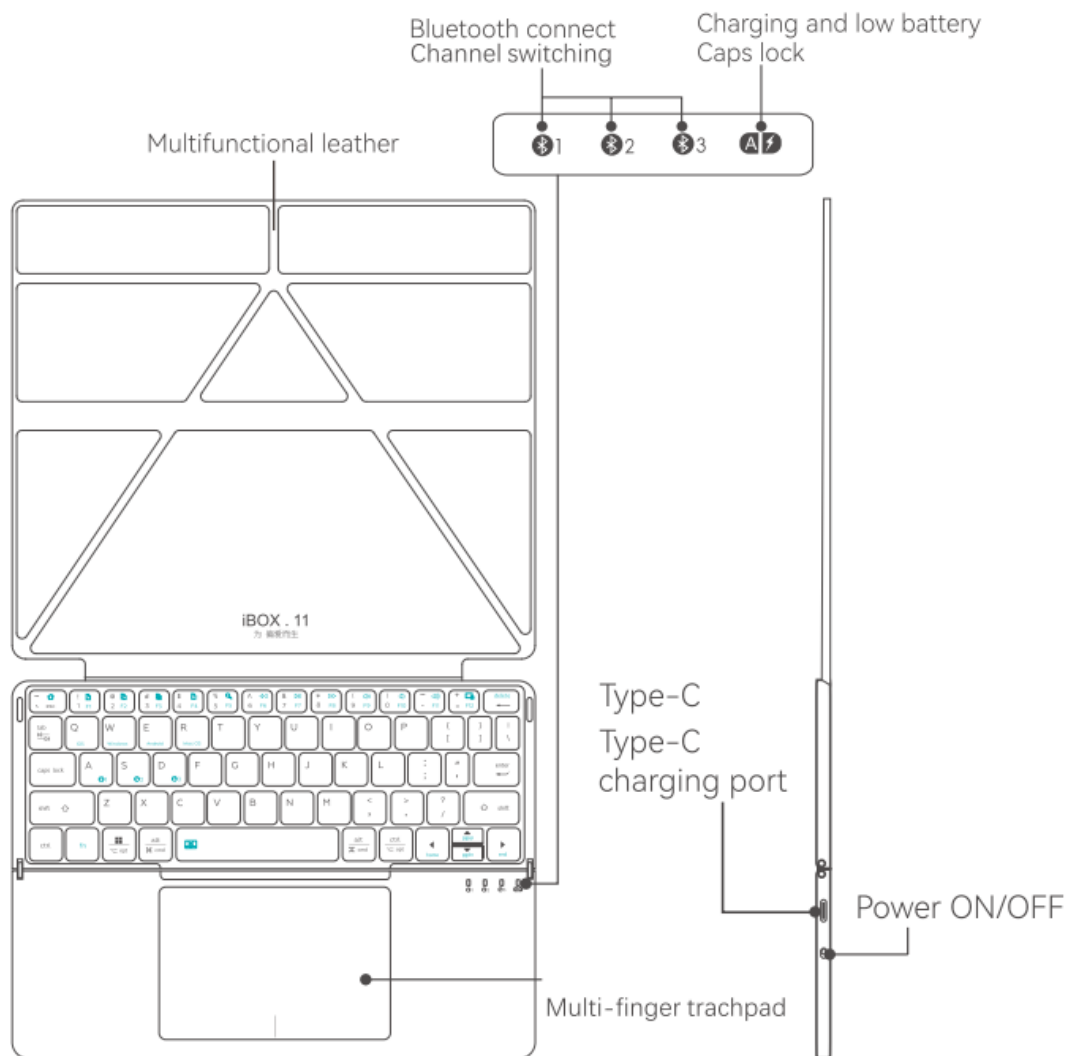
Place your phone or tablet on the leather support Plate.

It's both protective cover of keycaps and a bracket.



The multifunction leather can be removed from the magnetic suction area of the keyboard

PRODUCT INTRODUCTION



BEFORE FIRST USE

- Carefully remove the device and accessories from the package and check the package content to ensure it is complete and that nothing got damaged. If the content is incomplete or something is damaged, immediately contact your dealer.
- This product is only intended for use in private households and not suitable for commercial use. Use the device only in dry indoor rooms.

IMPORTANT

- The Bluetooth keyboard is suitable for iPad/iMac/Mac Mini/MacBook/Windows PC and compatible with iPad OS 14.0/mac OS 10.15 /Windows 10/Windows 11 or higher.
- Read through the operating instructions thoroughly before the initial commissioning. Note the warnings on the product and in the operating instructions.
- They contain important safety instructions as well as operating and maintenance instructions for the product

- FileVault might be enabled on your mac OS computer, which could prevent you from entering your password at start or reboot when connected to bluetooth, please contact your computer service provider for solutions.
- Please charge the keyboard before use.

BLUETOOTH CONNECT AND CHANGE DEVICE

Bluetooth Connection

Turn on the power switch: The power indicator light will briefly turn red and then go off.

1. Press and hold the combination key “fn+l” for 3 seconds. The blue light will flash, indicating that the keyboard is in Bluetooth pairing mode.
2. On the device you want to pair with, open Settings – Bluetooth – Search for Bluetooth devices: iBOX 11 KB, click to connect. After successfully connecting to Bluetooth device 1, the blue light will turn off.

You can use the same method by long-pressing the combination keys ‘fn+2’ and “fn+3’ to connect Bluetooth device 2 and Bluetooth device 3.

Channel Switching

Press the ‘fn+1’ combination key briefly to select Bluetooth device 1. The blue light will flash once and then turn off. You can use the same method by briefly pressing the “fn+2” and “fn+3” combination keys to switch to Bluetooth device 2 and Bluetooth device 3.



Press fn+1 for 3S, enter pairing mode

Press fn+1 for 1S, turn to bluetooth device 1



Press fn+2 for 3S, enter pairing mode

Press fn+2 for 1S, turn to bluetooth device 2

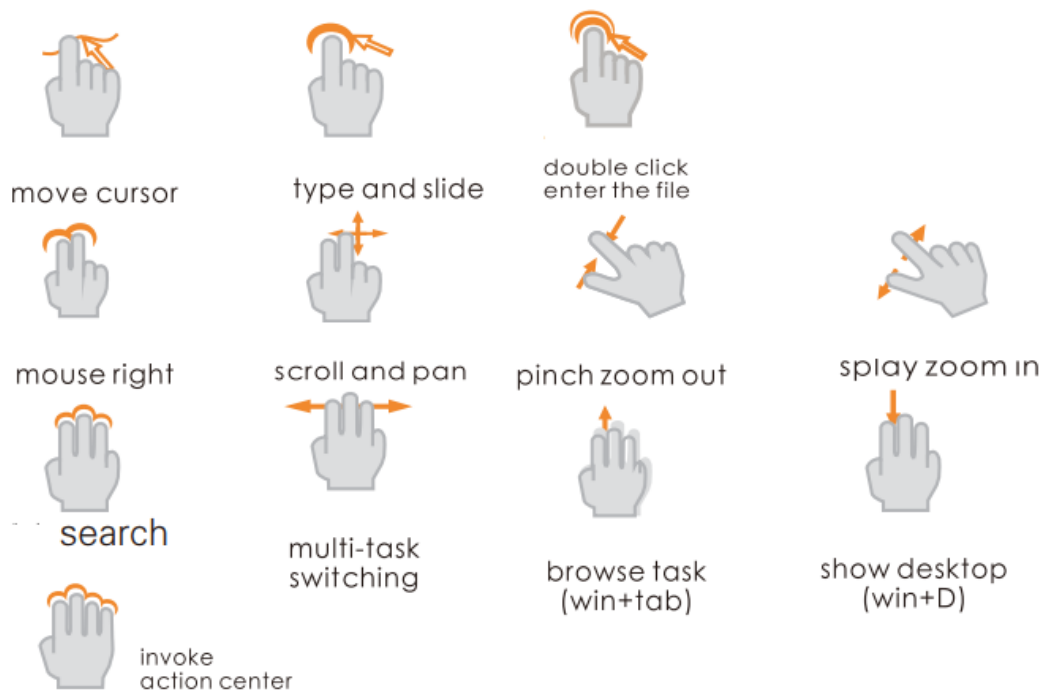


Press fn+3 for 3S, enter pairing mode

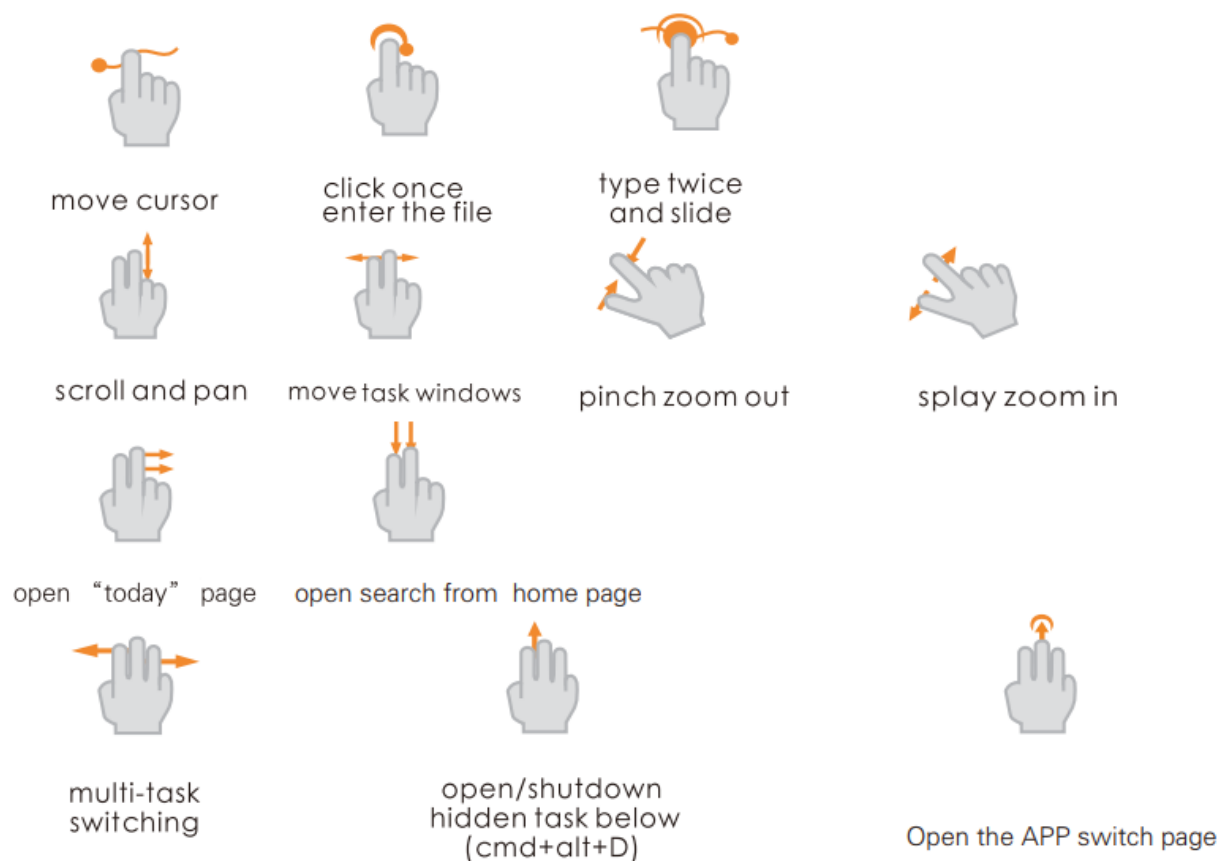
Press fn+3 for 1S, turn to bluetooth device 3

TOUCH PAD GESTURES

Windows.



iOS (iPad)



iOS (iPhone)



Android



MacOS



Note: The gesture operation logic in different operating system versions and different applications may be different, please refer to the actual situation.

SHORTCUT KEYS INSTRUCTIONS



home open browser emoticon copy cut search prev break next



mute volume- volume+ lock screen



Switch to Windows



Switch to iOS



Switch to Android



Switch to Mac OS



Lock touch pad

PRODUCT PARAMETERS

Product Name	iBOX 11 Multi functional Folding Keyboard	
Product Model	iBOX 11 KB	
Battery Capacity	500mAh	
Bating	5.0V-1.0A	
Product Size	250.5*91*16mm	250.5*182*7.5mm
Bluetooth® Version	BLE5.0	
Number of Keycaps	64个/64keys	
Charging time	1-2 hours	
Weight	Weight: 490g including leather case (net weight of keyboard 248g)	
Operating temperature	0°C~70°C	
Battery Life	About 200 hours	
Compatible Systems	Windows、Android、iOS、Mac OS	
Product List	Hosts*1, Charging cable*1, Manual*1	

1. Please use a charger with a 5V1A specification.
2. This product is not waterproof. Please avoid water from entering the product.
3. Do not use organic solvents to clean the surface of the product.

SAFETY INSTRUCTIONS

- Use the product only for its intended purpose, using the recommended accessories and components.
- Improper or incorrect use is dangerous.
- Never leave the product unattended while it is turned on. Do not place any objects onto the product.
- Never immerse electrical components of the product in water or other liquids while cleaning or during operation. Never place the product under running water.

- Never perform any repairs on the product yourself. Only an authorized service center may carry out maintenance work and repairs.
- This product is not intended for use by persons (including children) with limited physical, sensorial or mental abilities or lack of experience and/or knowledge, unless they are supervised or have been instructed concerning safe use of the appliance by a person responsible for their safety.
- Children should be supervised to ensure that they do not play with the product.
- Protect the product from extreme temperatures, direct sunlight, strong vibrations, high humidity, moisture, flammable gases, vapors and solvents. Do not expose the product to any mechanical stress.
- In the case of safe operation being no longer possible, switch off the product and prevent it from being used accidentally.

Danger of suffocation! Keep all packaging material away from children.



FCC Caution

This device complies with part 15 of the FCC Rules. Operation is subject to the following two conditions: (1) This device may not cause harmful interference, and (2) this device must accept any interference received, including interference that may cause undesired operation. Any changes or modifications not expressly approved by the party responsible for compliance could void the user's authority to operate the equipment.

NOTE: This equipment has been tested and found to comply with the limits for a Class B digital device, pursuant to Part 15 of the FCC Rules. These limits are designed to provide reasonable protection against harmful interference in a residential installation. This equipment generates, uses and can radiate radio frequency energy and, if not installed and used in accordance with the instructions, may cause harmful interference to radio communications. However, there is no guarantee that interference will not occur in a particular installation. If this equipment does cause harmful interference to radio or television reception, which can be determined by turning the equipment off and on, the

user is encouraged to try to correct the interference by one or more of the following measures:

- Reorient or relocate the receiving antenna.
- Increase the separation between the equipment and receiver.
- Connect the equipment into an outlet on a circuit different from that to which the receiver is connected.
- Consult the dealer or an experienced radio/TV technician for help.

The device has been evaluated to meet the general RF exposure requirements. The device can be used in portable exposure conditions without restriction.

Frequently Asked Questions


Q: How can I quickly access the search function from the home page?

A: You can access the search function directly from the home page by tapping on the search icon or search bar available on the main screen of the app.

Q: Can I customize the search settings within the app?

A: Yes, you can usually customize search settings such as filters, sorting options, and search history within the app's settings menu. Refer to the app's settings or preferences section for more information on customization options.

Documents / Resources

	<p>HFD IBOX11 Foldable Bluetooth Keyboard [pdf] User Manual</p> <p>2AVZP-IBOX11, 2AVZPIBOX11, ibox11, IBOX11 Foldable Bluetooth Keyboard, IBOX11, Foldable Bluetooth Keyboard, Bluetooth Keyboard, Keyboard</p>
---	---

References

- [User Manual](#)

📁 HFD

🔑 2AVZP-IBOX11, 2AVZPIBOX11, Bluetooth Keyboard, Foldable Bluetooth Keyboard, HFD, ibox11, IBOX11 Foldable Bluetooth Keyboard, Keyboard, Keyboard

Leave a comment

Your email address will not be published. Required fields are marked *

Comment *

Name

Email

Website

☐ Save my name, email, and website in this browser for the next time I comment.

Post Comment

Search:

e.g. whirlpool wrf535swhz

Search

[Manuals+](#) | [Upload](#) | [Deep Search](#) | [Privacy Policy](#) | [@manuals.plus](#) | [YouTube](#)

This website is an independent publication and is neither affiliated with nor endorsed by any of the trademark owners. The "Bluetooth®" word mark and logos are registered trademarks owned by Bluetooth SIG, Inc. The "Wi-Fi®" word mark and logos are registered trademarks owned by the Wi-Fi Alliance. Any use of these marks on this website does not imply any affiliation with or endorsement.

