




[Home](#) » [HEZHENG](#) » **HEZHENG C9_Pro 2 In 1 CarPlay and Android Auto Wireless Adapter User Manual** 

HEZHENG

Contents [[hide](#)]

- [1 HEZHENG C9_Pro 2 In 1 CarPlay and Android Auto Wireless Adapter](#)
- [2 Specifications](#)
- [3 How to use](#)
- [4 Packing list](#)
- [5 Online Update](#)
- [6 FCC STATEMENT](#)
- [7 Frequently Asked Questions](#)
- [8 Documents / Resources](#)
 - [8.1 References](#)

HEZHENG C9_Pro 2 In 1 CarPlay and Android Auto Wireless Adapter



Specifications

- **Product Name:** 2-in-1 CarPlay & Android Auto C9_Pro
- **Compatibility:** 99% of cars with original wired CarPlay (not compatible with BMW, Tesla, Subaru, Mitsubishi, and Nissan)
- **Supported Phones:** iPhone, Samsung, Google phones
- **Supported Systems:** CarPlay – iPhone 6 and above, iOS 10 and above; Android Auto – Android 11 and above
- **Wireless Adapter:** Supports both CarPlay and Android Auto

Thank you for purchasing our product. For best performance and safety, please read the product instructions carefully before operation.

How to use

1. Start the car and wait for the car system to load.
2. Connect the Wireless CarPlay & Android Auto Adapter to the USB port on your car.

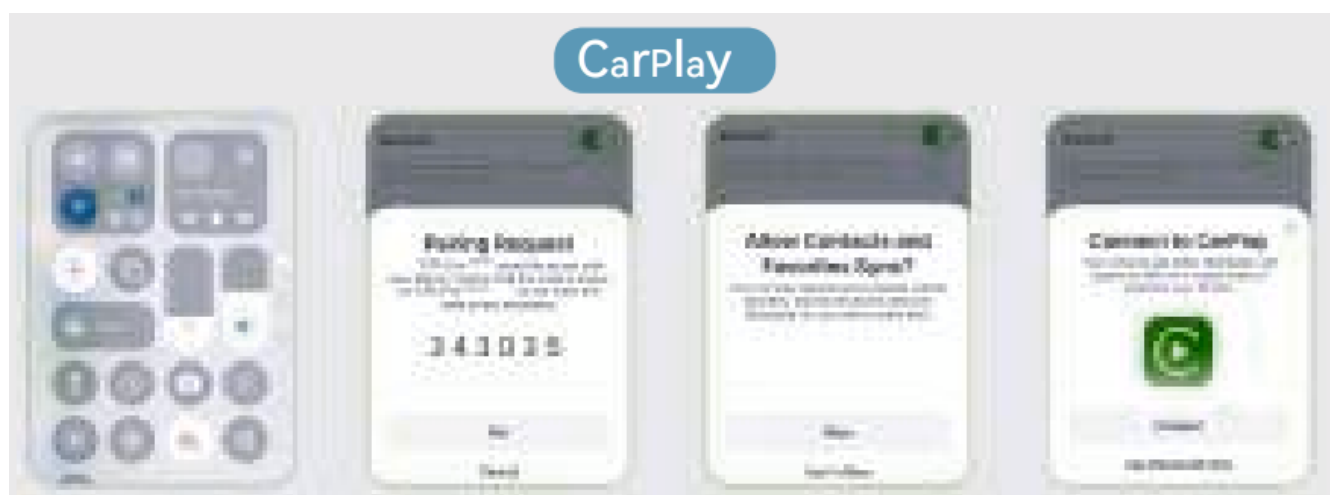


Car system

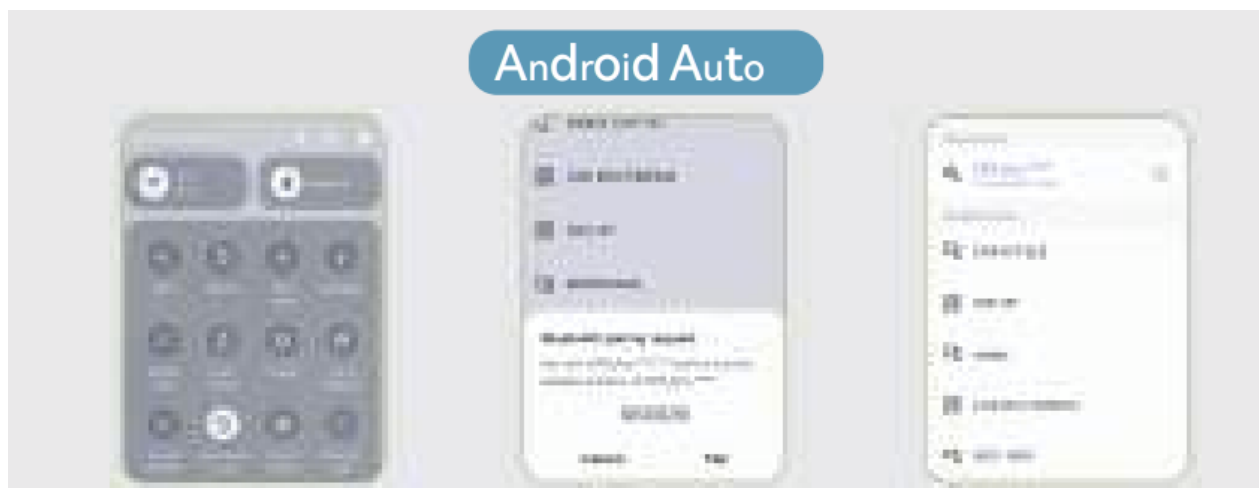


Car USB/TYpe-c

3. **How to use iPhone:** Turn on WiFi and Bluetooth, open the phone settings-General-CarPlay car search page to find the Bluetooth name of“CP9_Pro-****”, and click “Pair”. Click “Allow” to use CarPlay and wait for the phone to successfully connect to the device.



1. Turn on Bluetooth and WiFi
2. Search the Bluetooth name “CP9_Pro-****”
3. Allow pairing
4. Connect CarPlay



1. Turn on Bluetooth and WiFi
2. Search the Bluetooth name “CP9_Pro-****”
3. Connect to Android Auto

4. Android smartphone connection method: Turn on WiFi and Bluetooth, find the Bluetooth name “CP9_Pro-****” on the Bluetooth search page, click “Pairing” and wait for the phone to connect successfully.
5. Scan the QR code to watch the video connection steps.



CarPlay



Android Auto


Packing list



● Wireless adapter x1



● USB to Type-C data cable x1



● Manual x1

Precautions

- Please make sure the product device is plugged into the USB/Type-C data port of the vehicle
- The product also supports CarPlay and Android Auto functions. When connected to the CarPlay function, you need to switch the multimedia to CarPlay mode and use an iPhone to connect; when connected to the Android Auto function, the multimedia needs to switch to Android Auto mode and use an Android phone with the Google Service Framework.

Online Update

- The adapter works properly, which means the current version is suitable for your car.
- It is not recommended to update the firmware.
- Only attempt this solution if the problem cannot be solved from “FAQ”.

Android upgrade method:

1. Connect the box to the car USB or Type-c data interface, turn off the Bluetooth and WiFi switches of the phone, turn on the WiFi switch, find the “CP9_Pro-****” wifi name, enter the password “88888888” and click Connect. Open Google Chrome and enter 192.168.1.101 in the address bar. Enter the background and click SwitchP2P, and it will prompt switch P2P OK!!!
2. Open the phone WIFI-Wi-Fi Direct-select the “CP9_Pro-****” display name and connect. Open Google Chrome and enter 192.168.1.101 in the address bar, enter the background, click Update, and wait for the upgrade to complete. After unplugging and plugging the device and re-pairing successfully, it can be used normally.



iPhone upgrade method:

Connect the box to the car’s USB or Type-c data port, turn on the WiFi switch, find the WiFi name, enter the password “88888888”, open the Safari browser, enter in the address bar: 192.168.1.101, press Enter, click the upgrade button, and the upgrade is

complete. After unplugging and re-pairing successfully, you can use it normally.



Compatibility Notes

- This product is suitable for 99% of cars with original wired CarPlay not aftermarket screen. BMW, Tesla, Subaru, Mitsubishi and Nissan are not compatible, please contact customer service for confirmation if not sure.
- Support iPhone, Samsung and Google phones. Consult online service for more phone brands supported.
- CarPlay supports iPhone 6 and above, iOS 10 and above;
- Android Auto supports Android 11 and above;
- Huawei EMUL system models and Xiaomi are not supported.

How to check if your car has iPhone CarPlay or Android Auto?

1. **Method 1:** Connect your iPhone/Android phone to your car via USB cable, if there is CarPlay or Android Auto icon in the car audio menu.



2. **Method 2:** Please check the compatibility list below or check with your vehicle

manufacturer to see if your vehicle has this feature.

Scan the QR code or check the website to learn about supported models



<https://www.apple.com/ios/carplay/available-models/>



<https://www.android.com/auto/compatibility/>

FCC STATEMENT

This device complies with Part 15 of the FCC Rules. Operation is subject to the following two conditions:

1. This device may not cause harmful interference, and
2. This device must accept any interference received, including interference that may cause undesired operation.

Warning: Changes or modifications not expressly approved by the party responsible for compliance could void the user's authority to operate the equipment.

NOTE: This equipment has been tested and found to comply with the limits for a Class B digital device, pursuant to Part 15 of the FCC Rules. These limits are designed to provide reasonable protection against harmful interference in a residential installation.

This equipment generates uses and can radiate radio frequency energy and, if not installed and used in accordance with the instructions, may cause harmful interference to radio communications. However, there is no guarantee that interference will not occur in a particular installation. If this equipment does cause harmful interference to radio or television reception, which can be determined by turning the equipment off and on, the user is encouraged to try to correct the interference by one or more of the following measures:

- Reorient or relocate the receiving antenna.
- Increase the separation between the equipment and receiver.
- Connect the equipment into an outlet on a circuit different from that to which the receiver is connected.
- Consult the dealer or an experienced radio/TV technician for help.

FCC ID: 2BOT2-CP9PRO

RF warning statement:

This equipment complies with FCC radiation exposure limits set forth for an uncontrolled environment. This equipment should be installed and operated with minimum distance 20cm between the radiator & your body

Frequently Asked Questions

Why doesn't the indicator light of the product turn off automatically after the car is turned off?

A: This product has no battery, and the time when the light goes off is determined by the multimedia USB data port.

Why can't I always connect?

A: a. Turn on WIFI, Bluetooth and CarPlay&Android Auto switches at the same time.
b. Is the product indicator light on?

Can this product be paired with multiple mobile phones?

A: Yes, if you want to change the mobile phone, you need to turn off the wifi and Bluetooth functions of the mobile phone that was successfully connected last.


Can't it reconnect automatically?

A: a. This product can only connect to the last successfully paired device, b. The mobile phone Bluetooth and WiFi are turned on, and it will automatically connect next time.



No sound during a call?

A: a. You can select the sound output mode call page in the mobile phone call. b. Some car machines require the mobile phone to connect to the car machine Bluetooth before there will be sound output when making a call.

Documents / Resources

	<p>HEZHENG C9_Pro 2 In 1 CarPlay and Android Auto Wireless Adapter [pdf] User Manual</p> <p>C9_Pro, C9_Pro 2 In 1 CarPlay and Android Auto Wireless Adapter, 2 In 1 CarPlay and Android Auto Wireless Adapter, CarPlay and Android Auto Wireless Adapter, Android Auto Wireless Adapter, Auto Wireless Adapter, Wireless Adapter</p>
---	--

References

-  [Drive with Android Auto. The best of Android, on your in-car display.](#)
-  [iOS 18 - Apple](#)
- [User Manual](#)

🔍 2 In 1 CarPlay and Android Auto Wireless Adapter, Android Auto Wireless Adapter, Auto Wireless Adapter, C9_Pro, C9_Pro
2 In 1 CarPlay and Android Auto Wireless Adapter, CarPlay and Android Auto Wireless Adapter, HEZHENG, Wireless Adapter

Leave a comment

Your email address will not be published. Required fields are marked *

Comment *

Name

Email

Website

☐ Save my name, email, and website in this browser for the next time I comment.

Post Comment

Search:

Search

[Manuals+](#) | [Upload](#) | [Deep Search](#) | [Privacy Policy](#) | [@manuals.plus](#) | [YouTube](#)

This website is an independent publication and is neither affiliated with nor endorsed by any of the trademark owners. The "Bluetooth®" word mark and logos are registered trademarks owned by Bluetooth SIG, Inc. The "Wi-Fi®" word mark and logos are registered trademarks owned by the Wi-Fi Alliance. Any use of these marks on this website does not imply any affiliation with or endorsement.