




HEXGEARS 2BHVQ-IMMERSIONA3 Three Mode Low Profile Mechanical Keyboard User Guide

[Home](#) » [HEXGEARS](#) » HEXGEARS 2BHVQ-IMMERSIONA3 Three Mode Low Profile Mechanical Keyboard User Guide 

Contents

- 1 [HEXGEARS 2BHVQ-IMMERSIONA3 Three Mode Low Profile Mechanical Keyboard](#)
- 2 [Product specifications](#)
- 3 [Materials used in the making of this keyboard](#)
- 4 [After-sales service & warranty](#)
- 5 [Functions](#)
- 6 [Connection mode](#)
- 7 [FN combination function keys](#)
- 8 [Display screen function introduction and use](#)
- 9 [FCC Statement:](#)
- 10 [Specifications:](#)
- 11 [Product Usage Instructions:](#)
 - 11.1 [1. Initial Setup:](#)
 - 11.2 [2. Boiling Water:](#)
 - 11.3 [3. Cleaning and Maintenance:](#)
- 12 [Frequently Asked Questions \(FAQ\):](#)
 - 12.1 [Q: Can I use the kettle to boil liquids other than water?](#)
 - 12.2 [Q: Is the kettle cordless?](#)
- 13 [Documents / Resources](#)
 - 13.1 [References](#)
- 14 [Related Posts](#)

HEXGEARS 2BHVQ-IMMERSIONA3 Three Mode Low Profile Mechanical Keyboard

USER GUIDE

The XYZ-500 is a high-powered electric kettle designed for boiling water quickly and efficiently. With a power output of 1200W, it can heat up 1.5 liters of water in just a few minutes. The kettle is made of durable stainless steel, ensuring longevity and easy cleaning.

Product specifications

- Keyboard type: Three-mode mechanical keyboard
- Connection: Bluetooth 5.0, 2.4GHz Wireless, Type-C USB.
- Keyboard switches | Interruptores de teclado: Kailh® low-profile switches | Interruptores de bajo perfil Kailh®.
- Switch lifespan: 50 Million Clicks
- Report Rate: 1000Hz (Wired mode)
- Input voltage & current: 5V / 1000mA.
- Wired connection: Type-C USB Data Cable
- System requirement: Windows 8+, MacOS, Android, iOS, iPadOS.
- Key layout: 87 keys.
- Keycap material: PC.
- Battery capacity: 5800mAh.
- Backlight: RGB 16.8 million Colors.
- Transmission distance: 10 meters.
- Product dimensions: 360 x 146 x 31mm
- Product weight: 762 grams.

Wired and 2.4GHz wireless support all Windows OS, MacOS, & Android systems. Bluetooth supports Windows 8 or later.

Materials used in the making of this keyboard

Component name.	Material Composition					
	(Pb) Conducir	(Hg) Mercurio	(Cd) Cadmio	(Cr(VI)) Cromo hexavalente	(PBB) Bifenilos polibromados	(PBDE) Éteres de difenilo polibromados
Keyboard body	×	○	○	○	○	○
Metal case	○	○	○	○	○	○
Plastic keys	○	○	○	○	○	○

This form has been prepared in accordance with the requirements of SJ/T 11364.

- O = Indicates that the content of the hazardous substance in all homogeneous materials of the component is below the limit specified in GB/T 26572.
- X = Specifies limit requirements: indicates that the hazardous substance is contained in at least one homogeneous material of the component. The quantity does not exceed the limit specified in GB/T 26572.

After-sales service & warranty

Dear Customers,

Thank you for your unwavering supports of HEXGEARS. Rest assured, our products are authentically crafted and rigorously Inspected. Our commitment to your satisfaction is unwavering backed by a 30-day return policy and a 2 year warranty. You can reach us at support@hexgears.com for any urgent enquires, 24/7.

Sincerely,

The HEXGEARS Team,

Manufacturer: Hexgears [DONGGUAN] Intelligent Technology Co.LTD.

Execution standard: G8/1 140812010

URL: win.Hexgears.com

Made in China



Facebook



IG



Tiktok



X




YouTube

OUR SOCIALS



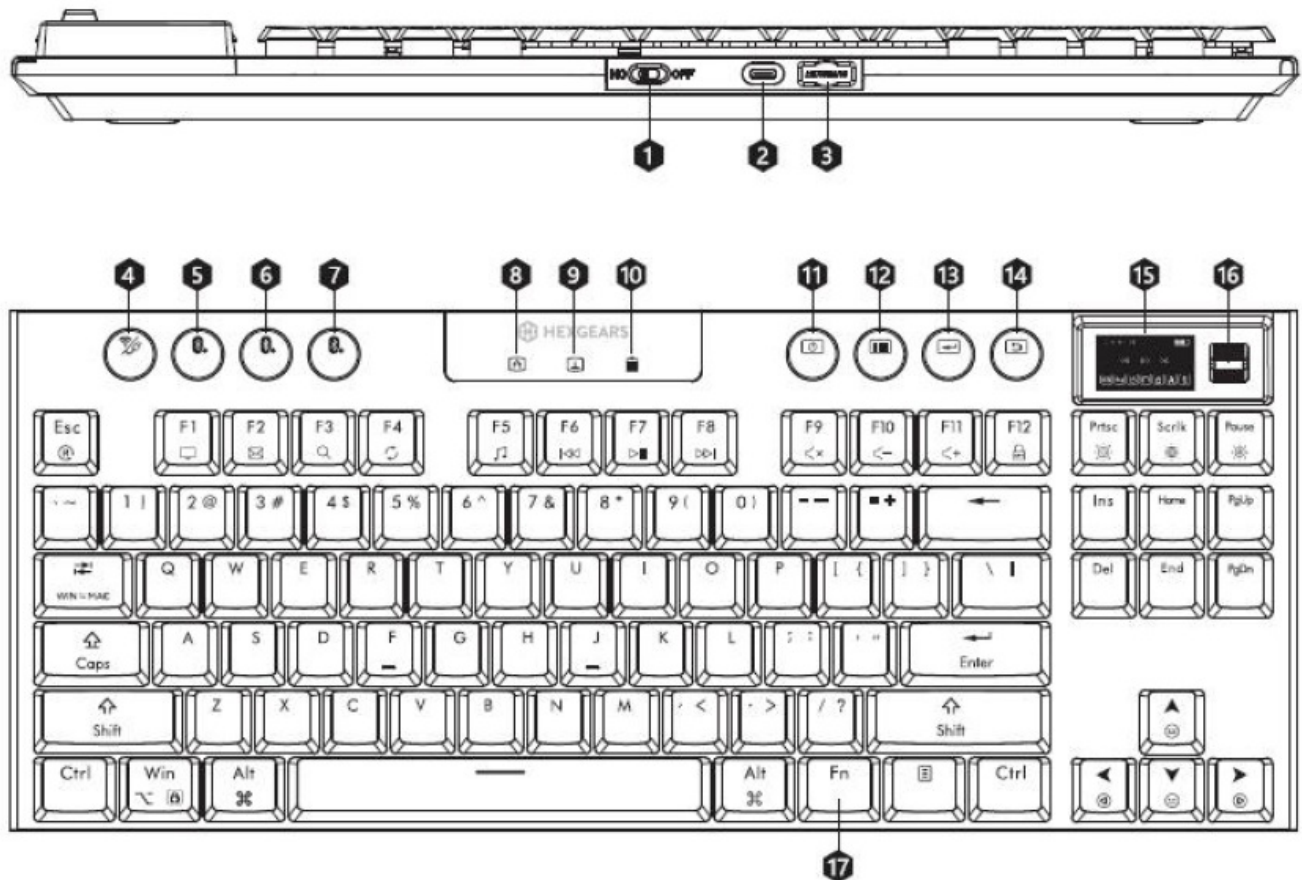
HEXGEARS



HEXGEARS Immersion A3

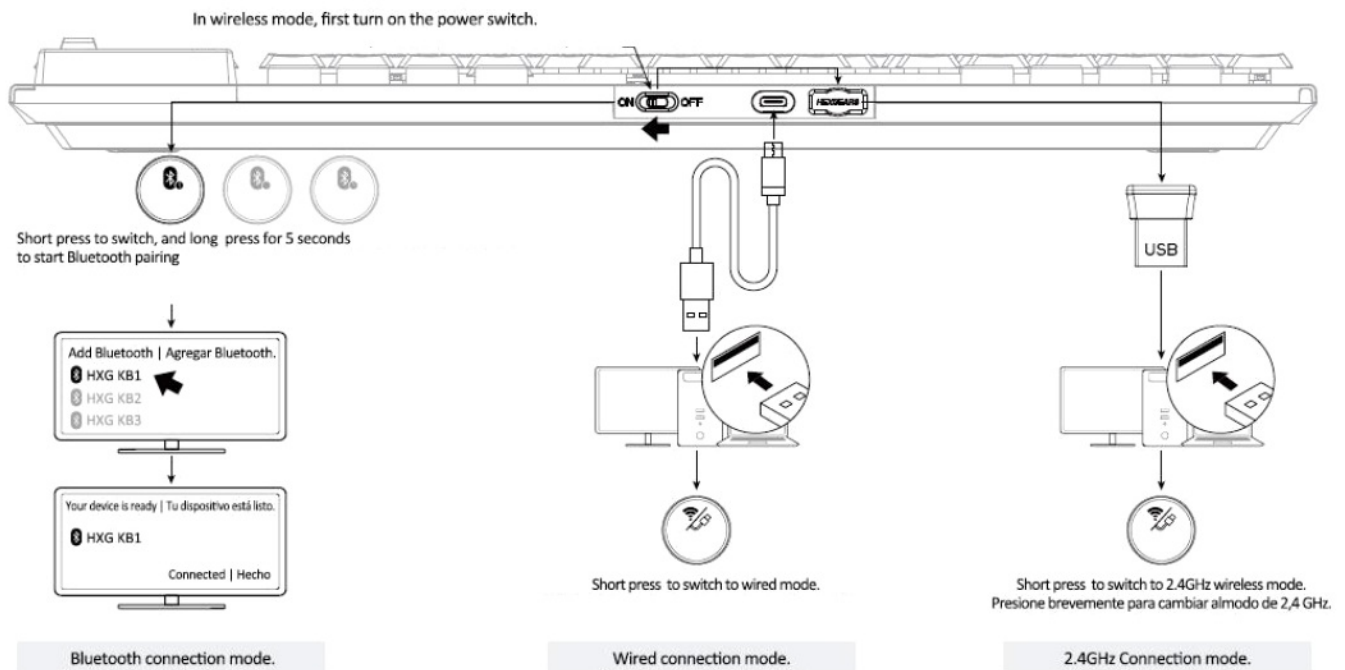
THREE-MODE MECHANICAL KEYBOARD

Functions

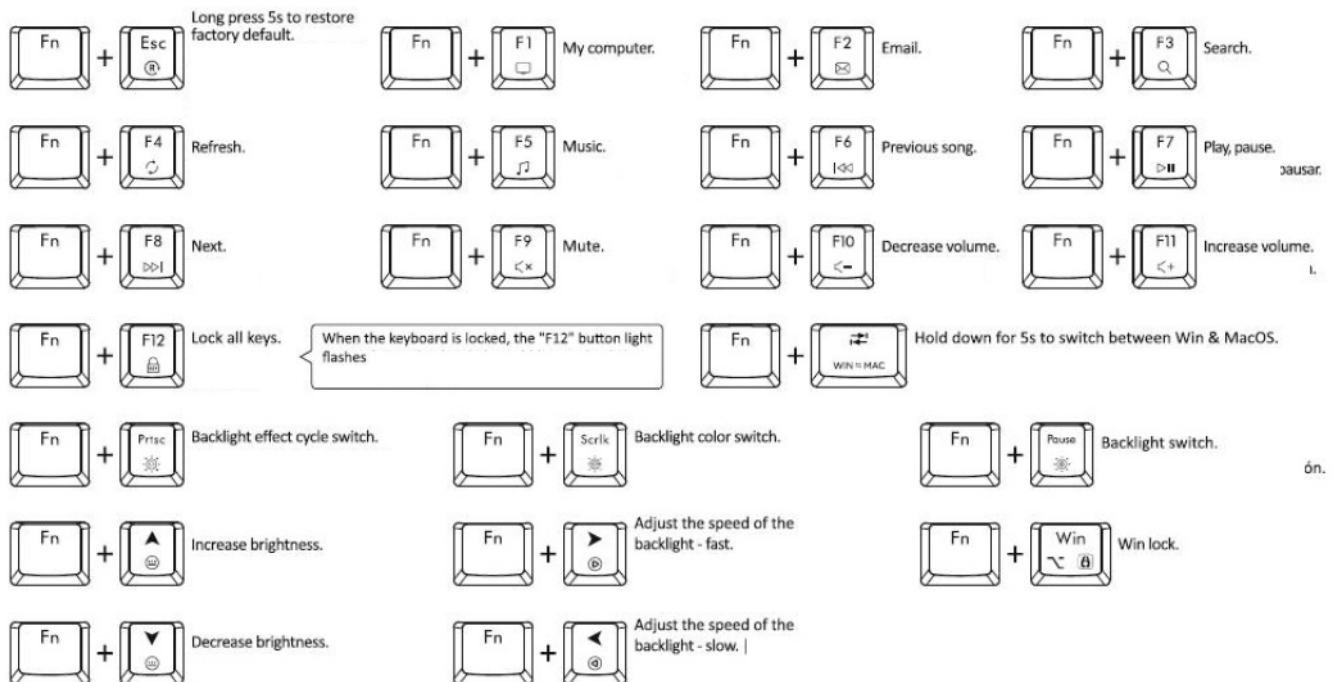


1. Power switch
2. charging, data
3. 2.4GHz Wireless
4. 2.4GHz + USB mode
5. Bluetooth device 1
6. Bluetooth device 2
7. Bluetooth device 3 |
8. Caps lock indicator
9. Sock tock indicator
10. Power indicator
11. Power switch
12. Home screen |
13. On-screen options confirm
14. Screen options return
15. Display screen |
16. Screen option toggle switch
17. Fr function key

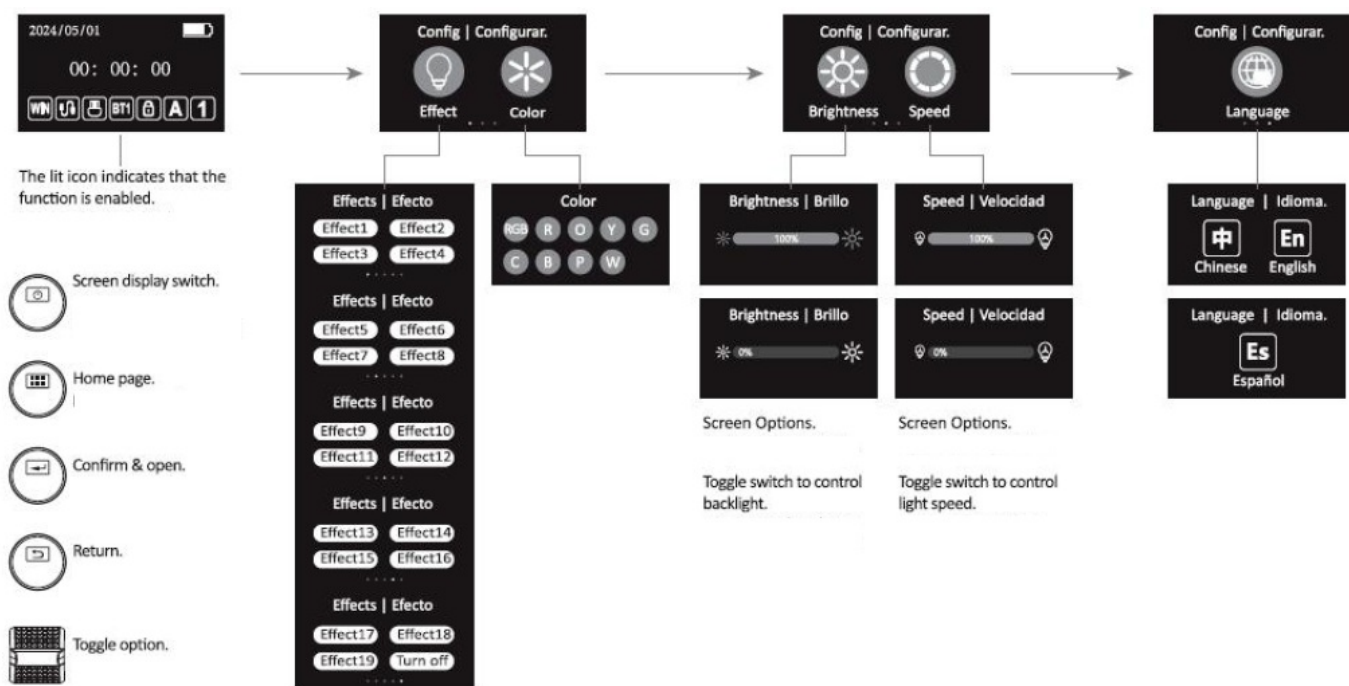
Connection mode



FN combination function keys



Display screen function introduction and use



FCC Statement:

This device complies with part 15 of the FCC Rules. Operation is subject to the following two conditions: (1) This device may not cause harmful interference, and (2) this device must accept any interference received, including interference that may cause undesired operation.

This equipment has been tested and found to comply with the limits for a Class B digital device, pursuant to part 15 of the FCC Rules.

These limits are designed to provide reasonable protection against harmful interference in a residential installation. This Equipment generates,uses and can radiate radio frequency energy and,if not installed and used in accordance with the instructions,may cause harmful interference to radio communications.

However,there is no guarantee that interference will not occur in a Particular installation.If this equipment does cause harmful interference to radio or television reception, which can be determined by turning the equipment off and on, the user is encouraged to try to correct the interference by one or more of the following measures:

- Reorient or relocate the receiving antenna.
- Increase the separation between the equipment and receiver.
- Connect the equipment into an outlet on a circuit different from that to which the receiver is connected.
- Consult the dealer or an experienced radio/TV technician for help.

Caution: Any changes or modifications not expressly approved by the party responsible for compliance could void the user's authority to operate the equipment.

This equipment complies with FCC radiation exposure limits set forth for an uncontrolled environment. This transmitter must not be co-located or operating in conjunction with any other antenna or transmitter.

Specifications:

- **Model:** XYZ-500
- **Power:** 1200W
- **Capacity:** 1.5 liters

- **Material:** Stainless steel
- **Dimensions:** 10 x 8 x 12 inches

Product Usage Instructions:

1. Initial Setup:

Before using the XYZ-500 electric kettle for the first time, make sure to remove all packaging materials and labels. Fill the kettle with water up to the maximum capacity line and plug it into a power outlet.

2. Boiling Water:

To boil water, press the power button on the kettle. The kettle will automatically turn off once the water reaches boiling point.
Carefully pour the hot water from the spout when ready.

3. Cleaning and Maintenance:

After each use, unplug the kettle and allow it to cool down.
Wipe the exterior with a damp cloth and clean the interior with a mixture of water and vinegar to remove any mineral deposits.

Frequently Asked Questions (FAQ):


Q: Can I use the kettle to boil liquids other than water?

A: It is recommended to only use the electric kettle for boiling water to maintain its performance and longevity.

Q: Is the kettle cordless?

A: No, the XYZ-500 electric kettle comes with a cord that needs to be plugged into a power outlet for operation.

Documents / Resources

	<p>HEXGEARS 2BHVQ-IMMERSIONA3 Three Mode Low Profile Mechanical Keyboard [pdf] U ser Guide 2BHVQ-IMMERSIONA3, 2BHVQ-IMMERSIONA3 Three Mode Low Profile Mechanical Keyboard, Three Mode Low Profile Mechanical Keyboard, Mode Low Profile Mechanical Keybo ard, Profile Mechanical Keyboard, Mechanical Keyboard, Keyboard</p>
---	---

References

- [User Manual](#)

