



HEXBUG Battlebots Sumobash Arena with 2 Build Your Own Bots Instruction Manual

[Home](#) » [HEXBUG](#) » HEXBUG Battlebots Sumobash Arena with 2 Build Your Own Bots Instruction Manual 

Contents

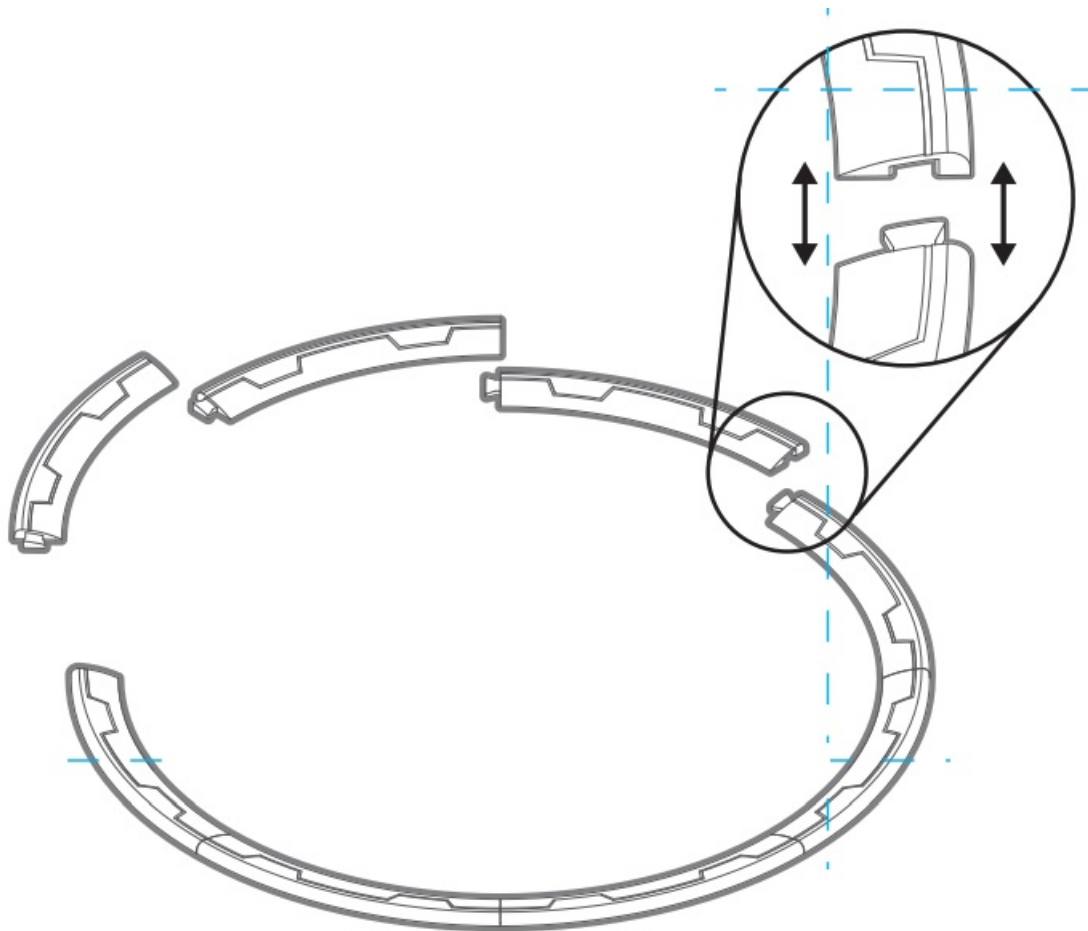
- [1 HEXBUG Battlebots Sumobash Arena with 2 Build Your Own Bots](#)
- [2 SUMO RING SET-UP](#)
- [3 REMOTE CHANNEL PAIRING STEPS](#)
- [4 CHANGE WEDGES](#)
- [5 SAFE TO TOUCH TOUCHER SANS DANGER](#)
- [6 FCC Note](#)
- [7 Documents / Resources](#)
- [8 Related Posts](#)



HEXBUG Battlebots Sumobash Arena with 2 Build Your Own Bots

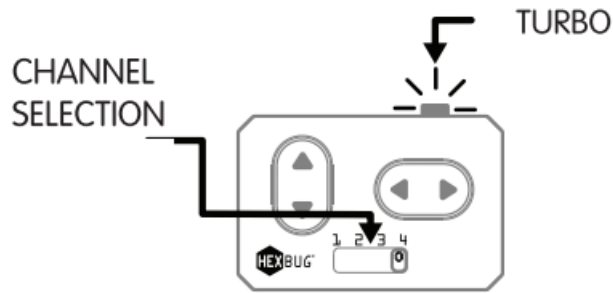


SUMO RING SET-UP

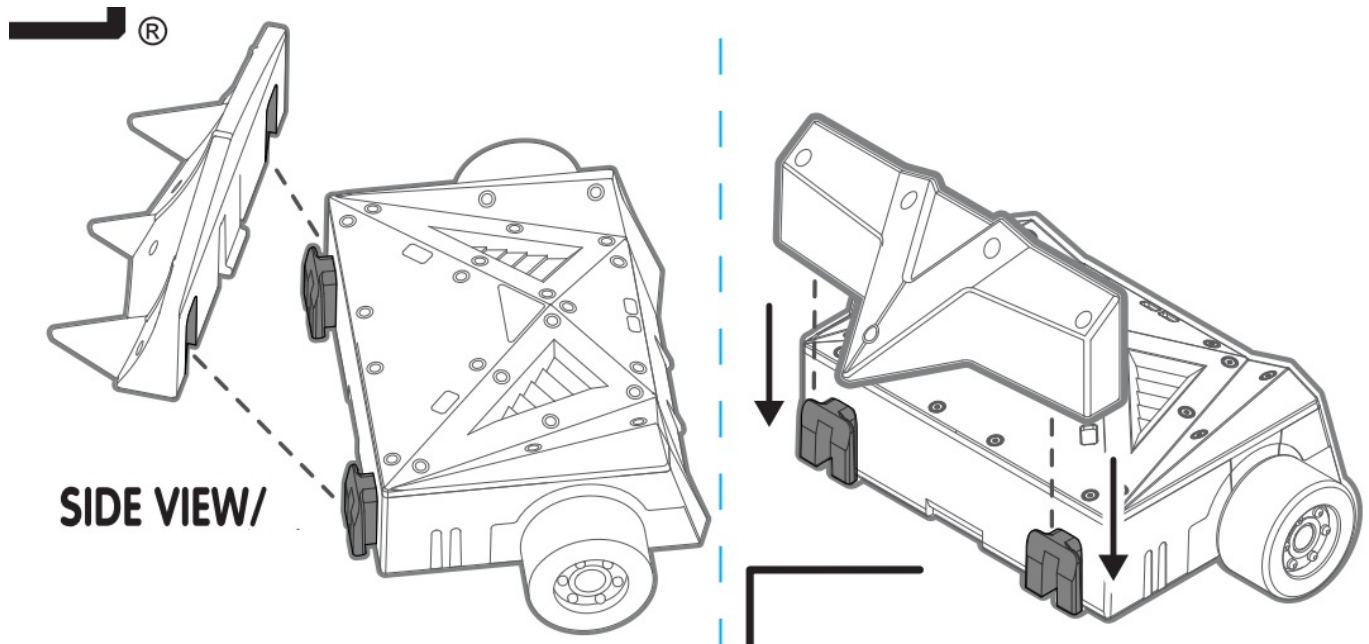


Snap interlocking tabs of each wall piece to form a circular structure.

REMOTE CHANNEL PAIRING STEPS



1. SELECT YOUR CHANNEL. PICK A CHANNEL DIFFERENT FROM OTHER PLAYERS.
2. TURN ON YOUR ROBOT ONE AT A TIME. PRESS THE HEX POWER BUTTON ON THE BOTTOM OF THE ROBOT TO ACTIVATE IT.
3. ISOLATE YOUR ROBOT FROM OTHER CONTROLLERS IN THE AREA WHEN PAIRING.
4. THEN PRESS ANY BUTTON ON THE CONTROLLER. THE FIRST REMOTE TO SIGNAL THE ROBOT WILL BE THE FIRST TO CONNECT WITH IT.
5. TURN ROBOT OFF/ON TO RESET PAIRING IF NECESSARY

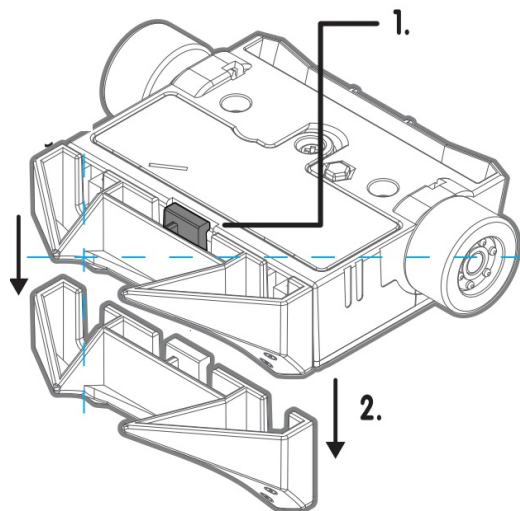


CHANGE WEDGES

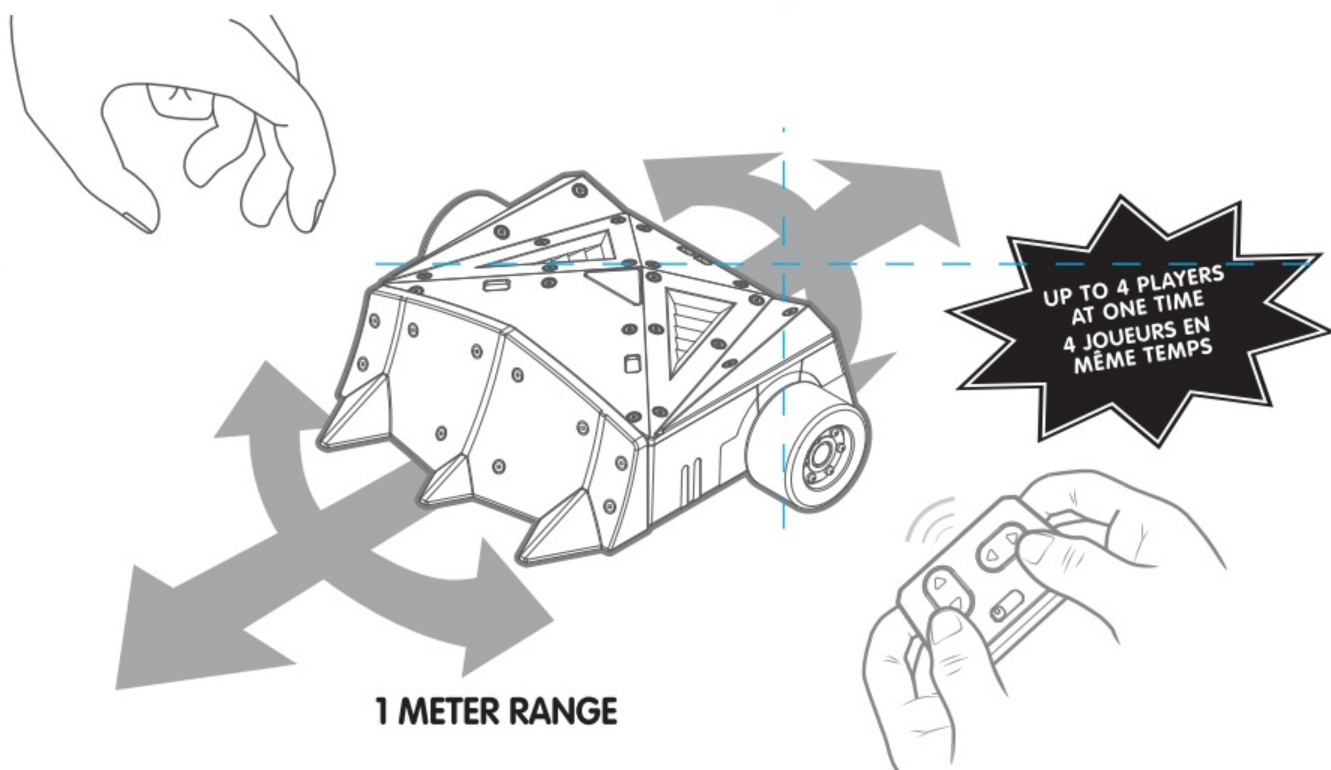
- **To attach wedges**, align the wedge over the two protruding tabs on the chassis. Slide wedge down over the tabs until you hear a click.

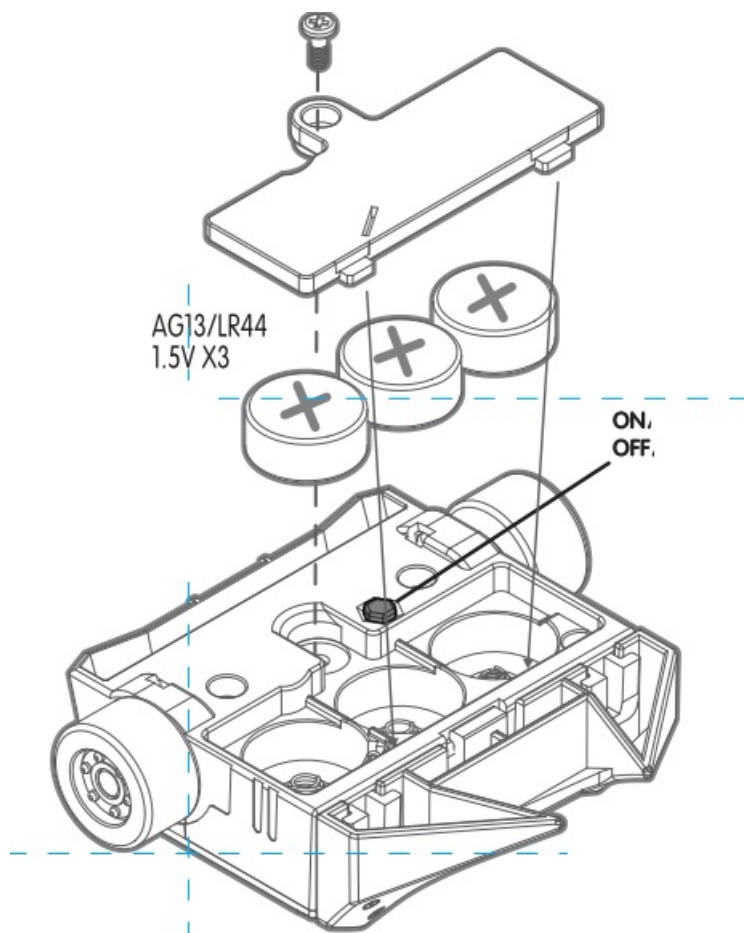
To remove

1. Turn the bot over and push the tab away from the chassis.
2. Slide the wedge off.

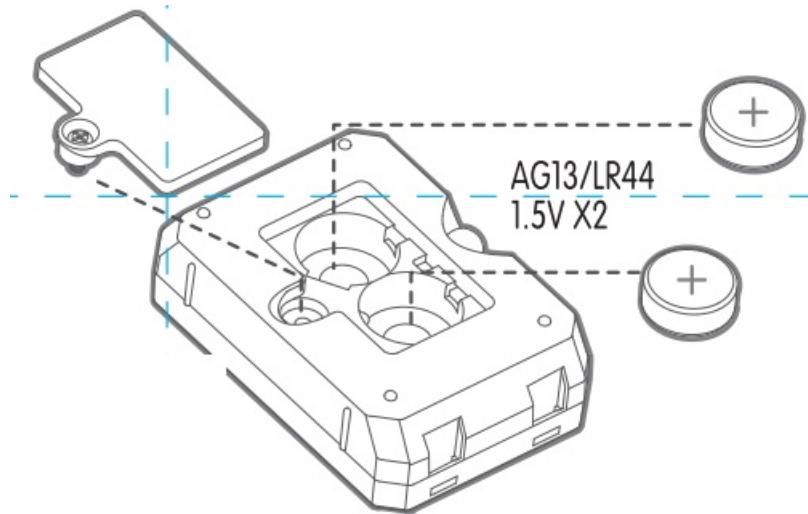


SAFE TO TOUCH TOUCHER SANS DANGER





Open door to install & remove the battery.



10x AG13/LR44 Batteries Included

PLEASE KEEP THESE INSTRUCTIONS.

HEXBUG is a registered trademark of The item inside this package may vary from the photographs and /or illustrations. Please retain the package for future reference. Please remove all packaging material before giving to the children. This product conforms to the safety regulations. Made and assembled in China. Do not put toy in your mouth. Copyright © 2021 Innovation First, Inc, All rights reserved. For information concerning Hexbug's Limited warranty- www.hexbug.com/policies; For customer service in your region go to: www.hexbug.com/contact/

Custom manufactured in China For Innovation First Trading SARL. Distributed in the U.S.A. by

Innovation First Labs, Inc., 6725 W, FM 1570, Greenville, Texas 75402, U.S.A.

Distributed in Europe by International (UK) Limited, 6 Melford Court, Hardwick Grange, Warrington WA1 4RZ, United Kingdom +44 (0) 1925-453144. INNOVATION FIRST TRADING, INC, 6725 W. FM 1570, GREENVILLE, TEXAS 75402, U.S.A. www.hexbug.com/contact

BATTERY SAFETY INFORMATION:

- Requires 10 xAG13 (LR44) Button Cell Batteries
- Batteries are small objects.
- Replacement of batteries must be done by adults.
- Follow the polarity (+/-) diagram in the battery compartment.
- Promptly remove dead batteries,
- Dispose of batteries immediately and properly,
- Wear safety glasses when moving used batteries.
- DO NOT dispose of batteries in fire, as batteries may explode or leak.
- DO NOT mix old and new batteries or types of batteries (ie. alkaline/standard).
- DO NOT recharge non-rechargeable batteries,
- DO NOT short-circuit the batteries,
- DO NOT heat, dismantle or deform batteries.
- Rechargeable batteries are to be removed from the toy before being charged.
- Rechargeable batteries are only to be charged under adult supervision.

WARNING: Dispose of used batteries immediately. Keep new and used batteries away from children. If you think batteries might have been swallowed or placed inside any part of the body, seek immediate medical attention,

Contains button cell battery, Battery must be recycled or disposed of properly, If at any time in the future you should need to dispose of this product please note that Waste Electrical Products should NOT be disposed of with household waste. Please recycle where facilities exist. Check with your Local Authority or retailer for recycling advice. waste Electrical and Electronic Equipment Directive).

WARNING

- This product contains a Button or Coin cell Battery, A Swallowed Button or Coin Cell Battery can cause internal chemical burns in as little as two hours and lead to death.
- If you think batteries might have been swallowed or placed inside any part of the body, seek immediate medical attention at a hospital emergency room; have hospital phone (800)-498-8666 (USA), 13 11 26 (AU), DO NOT induce vomiting. DO NOT let child eat or drink until an X-ray can determine if a battery is present.
- Dispose of used batteries immediately.
- Keep new and used batteries away from children

FCC Note

"This equipment has been tested and found to comply with the limits for a Class B digital device, pursuant to part 15 of the FCC rules. These limits are designed to provide reasonable protection against harmful interference in a residential installation. This equipment generates, uses and can radiate radio frequency energy and, if not installed and used in accordance with the instructions, may cause harmful interference to radio communications.

However, there is no guarantee that interference will not Occur in a particular installation. if this equipment does cause harmful interference to radio or television reception, which can be determined by turning the equipment off and on, the user is encouraged to try to correct the interference by one or more of the following measures:

- Reorient or relocate the receiving antenna.
- Increase the separation between the equipment and the receiver.
- Connect the equipment into an outlet on a circuit different from that to which the receiver is connected.
- Consult the dealer or an experienced radio/T technician for help.

Warning: Changes or modifications to this unit not expressly approved by the party responsible for compliance could void the user’s authority to operate the equipment. This device complies with Pant 15 of the FCC Rules. Operation is subject to the following two conditions:

1. This device may not cause harmful interference, and
2. this device must accept any interference received, including interference that may cause undesired operation

CAN ICES-3(B)/NMB-3(B)

ICES statement

This Class B digital apparatus complies with Canadian ICES-003.


WARNING:

CHOKING HAZARD-Small parts. Not for children under 3 years.

Warning: CHOKING HAZARD-Small parts. DO NOT put in nose or mouth.

battlebots is the exclusive trademark of Battlebots, Inc. and is registered in the United States and worldwide, It may only be used to identify events, shows, or products produced or licensed by BATILEBOTS, Inc./
BATTLEBOTS

Documents / Resources

	HEXBUG Battlebots Sumobash Arena with 2 Build Your Own Bots [pdf] Instruction Manual Battlebots Sumobash Arena with 2 Build Your Own Bots, Battlebots Sumobash Arena, Sumoba sh Arena, Battlebots Arena, Arena
---	--