

CE100 Chessnut Evo Chess Computer



# CE100 Chessnut Evo Chess Computer User Manual

[Home](#) » [HESSNUT](#) » CE100 Chessnut Evo Chess Computer User Manual 

## Contents

- [1 Chestnut CE100 Evo Chess Computer](#)
- [2 Product Overview](#)
- [3 Buttons of Side](#)
- [4 Chess Pieces Size](#)
- [5 Specifications](#)
- [6 HOMEPAGE](#)
- [7 Documents / Resources](#)
  - [7.1 References](#)




## Chestnut CE100 Evo Chess Computer



Product Overview



Buttons of Side



Chess Pieces Size



## Specifications

Dimension	520*340*21mm (20.47"* 13.38"*0.83")
Board Weight	2.84Kg (6.26 lbs)
Suitable for	For all chess users, from entry level to grand master
Chess playing strength	From 800 to 3000+ ELO
Chess board technology	Full piece recognition
System	Based on Android 11, Dedicated OS by Chessnut
Processor	Octa 2GHZ 64bit Processor (4 cores A73+4 cores A53)
RAM	4GB
Storage	64GB
Display	12.3 inch screen 1920*720p designed specific for chess game battled
Touch	10-points touch panel
Sensor Board	64 programmable colorful LED lights
Chessboard materials	Wooden frame with a metallic spray-paint finish
Wireless	Wifi 802.11a/b/g/n 2.4GHZ and 5GHZ support
Chess engine	Support stockfish, maia and UCI-standard engine
Play online	Support mainstream platform such as Lichess, Chess.com
Blitz/Bullet Chess	Support
Battery	10000mAh; Can work continuously for 10hours
Power supply	5V 3A input; 5v 2A output
Software marketplace	A marketplace that supports the installation of both verified third-party apps and branded apps.
NPU/APU	1T support for inference uses.
Mic& Speaker	Support
Buttons	3 Buttons
RESET	1/Support
Chess training platform	Support Leela Chess zero training models

## HOME PAGE

1. Clicking here will bring up a dropdown list where you can connect to Wi-Fi and perform software upgrades.
2. Entry to local AI battles, click to navigate to Figure 2.

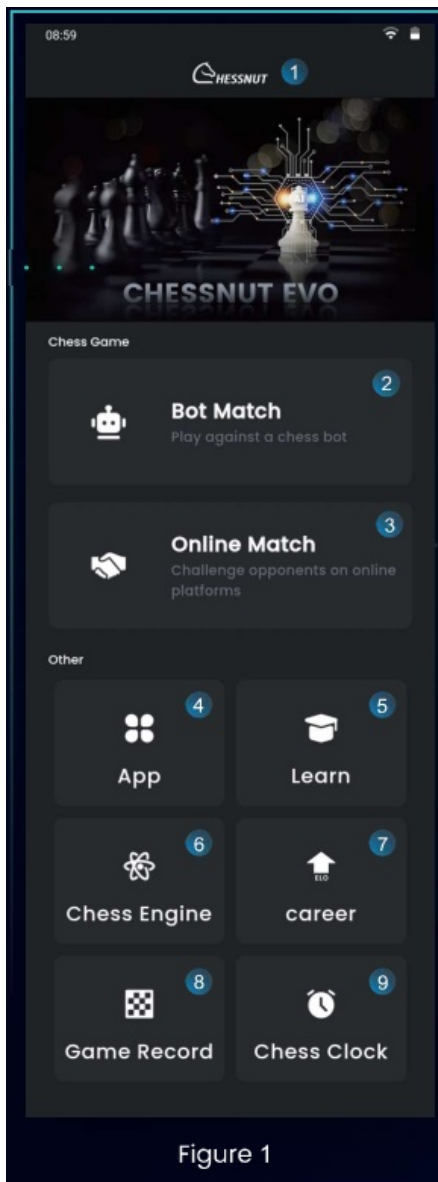


Figure 1

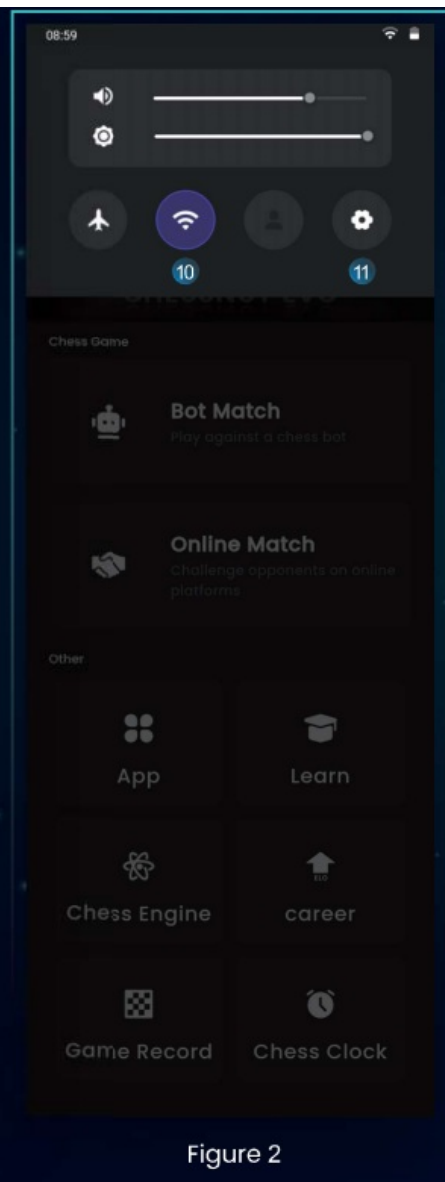


Figure 2

3. Online battles, support chess.com, lichens, and checked. Click to navigate to Figure 6.
4. Third-party applications, including Chess Bojo, chess for Android, chess PGN Master, and white pawn. Click to navigate to Figure 8.
5. Learn Chess mode, where you can learn basic chess knowledge, chess openings, and cand Hess puzzles. Supports chess.com, lichens, and chesskid.
6. Download chess engines compatible with LCO and train personalized chess neural network engines. Click to navigate to Figure 7.
7. Career mode, where players can be matched with AI opponents of corresponding skill levels based on adaptive difficulty.
8. Store users' saved chess records.
9. Supports face-to-face battles between two players and offers multiple game modes.
10. Button to turn on Wi-Fi. Please ensure that it is already enabled if you require Wi-Fi.
11. The system settings button, allows you to connect to Wi-Fi and check for software updates. Click to navigate to Figure 3.

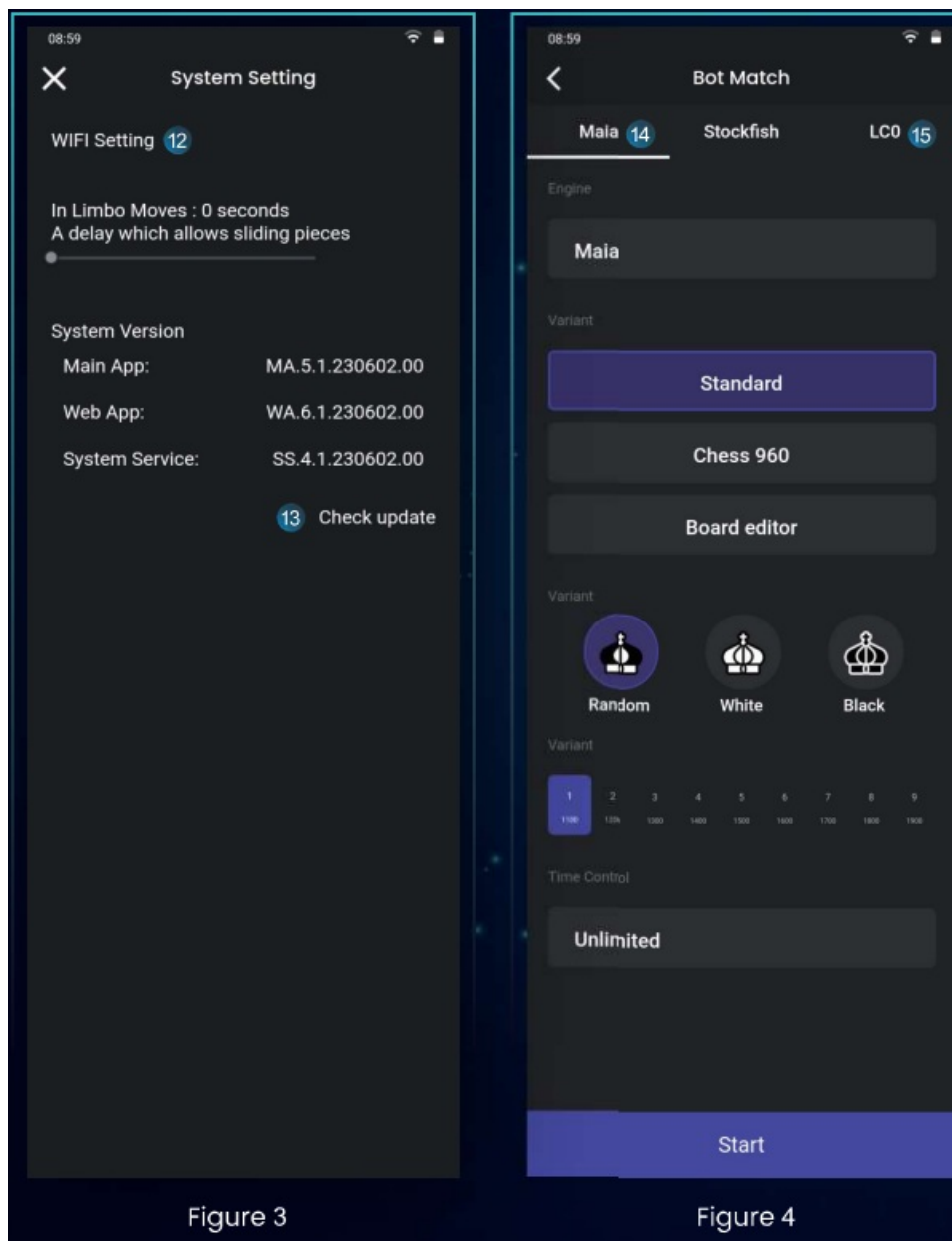


Figure 3

Figure 4

12. Entry points to connect to Wi-Fi.
13. Check and update software.
14. This MAIA human-like chess AI engine offers difficulty levels ranging from 1100 to 1900 ELO.
15. This is the LCO engine that requires loading a network for battles.
16. The network can be downloaded or trained in Chess Engine (6).

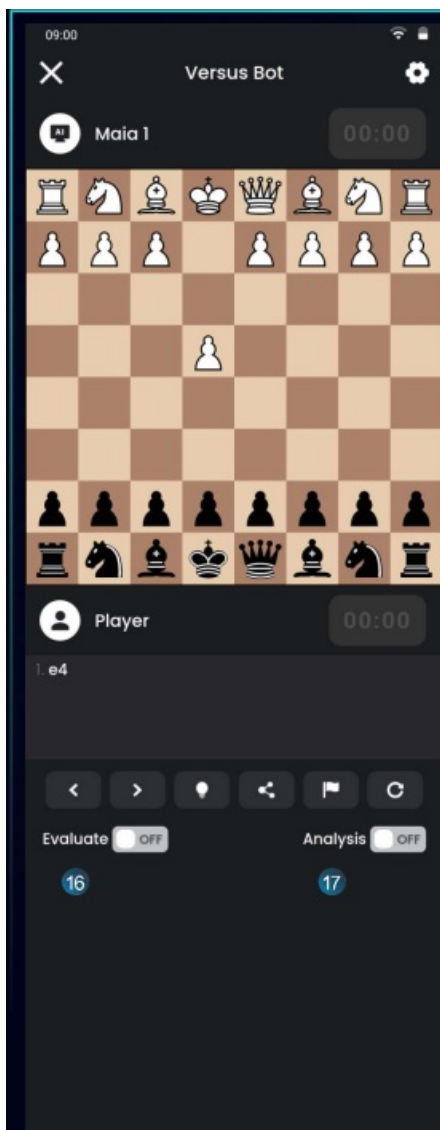


Figure 5

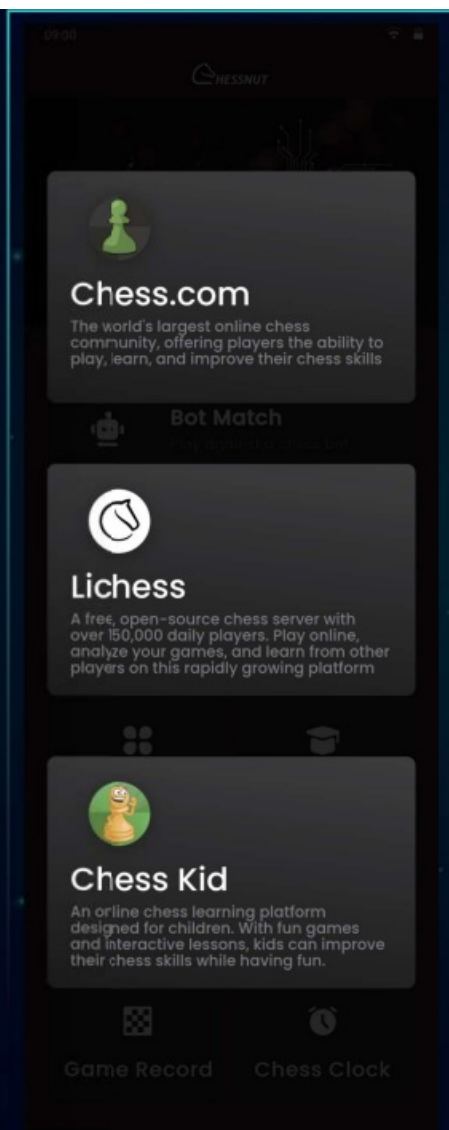


Figure 6

17. VERSUS BOT + ONLINE MATCH

18. This button can enable reminders during the game. When activated, pick up the chess piece you want to move, and the board will illuminate.



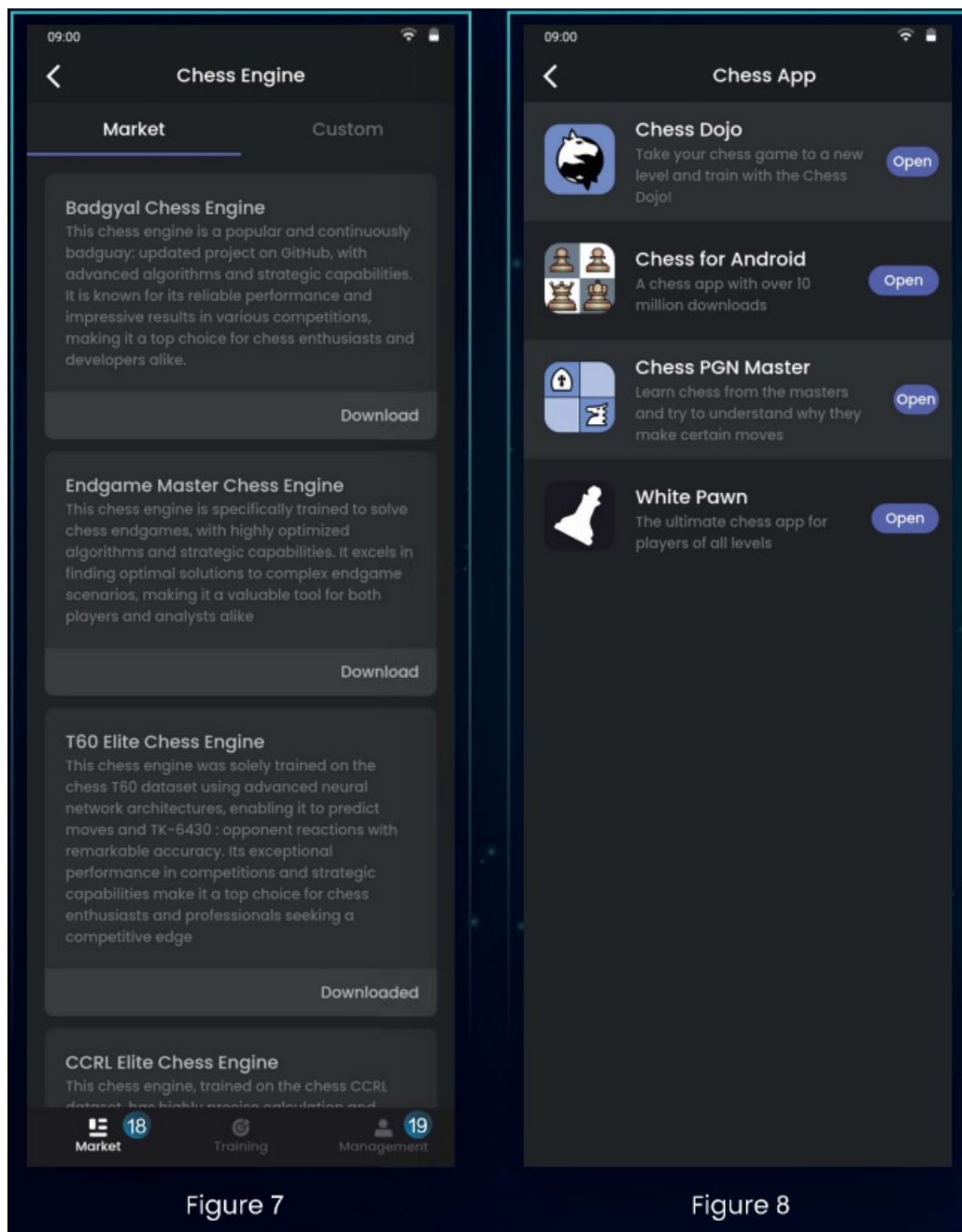


Figure 7

Figure 8

19. The colour transitions from deep green to deep red indicate the quality of the movie.
20. This button opens the game analysis, and when activated, it displays the user's current position advantage or disadvantage.
21. Values above 0 indicate an advantage, while values below 0 indicate a disadvantage.

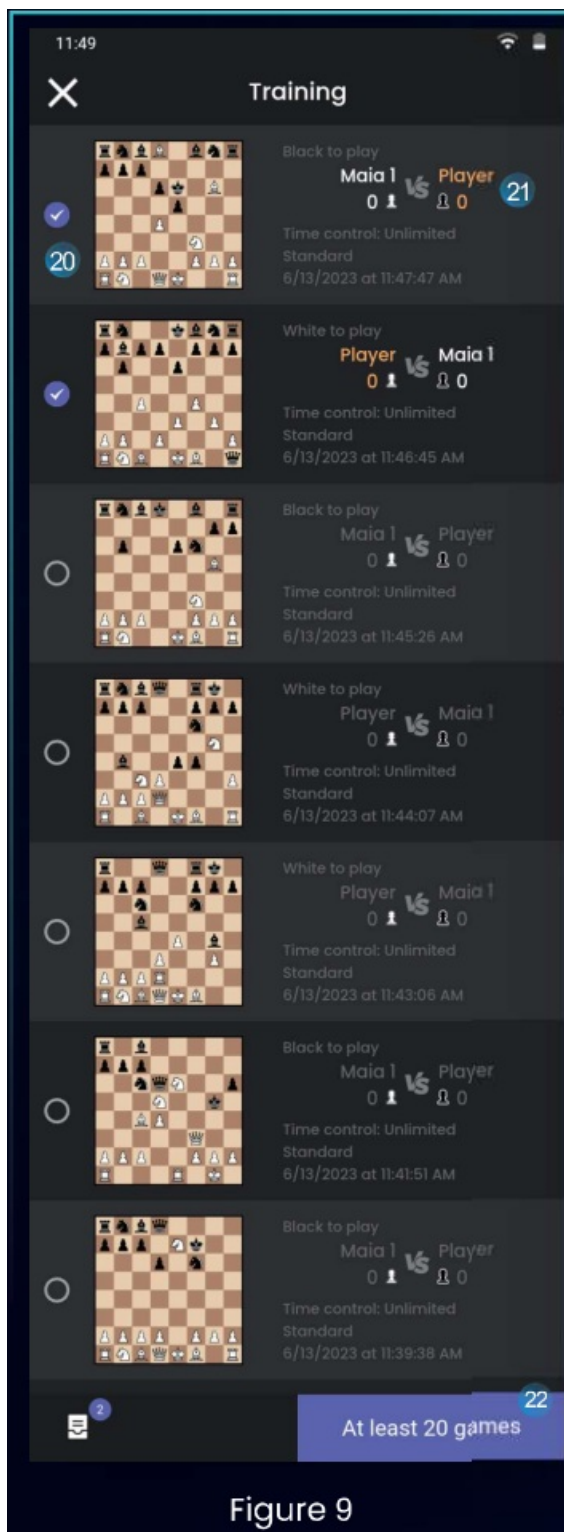


Figure 9

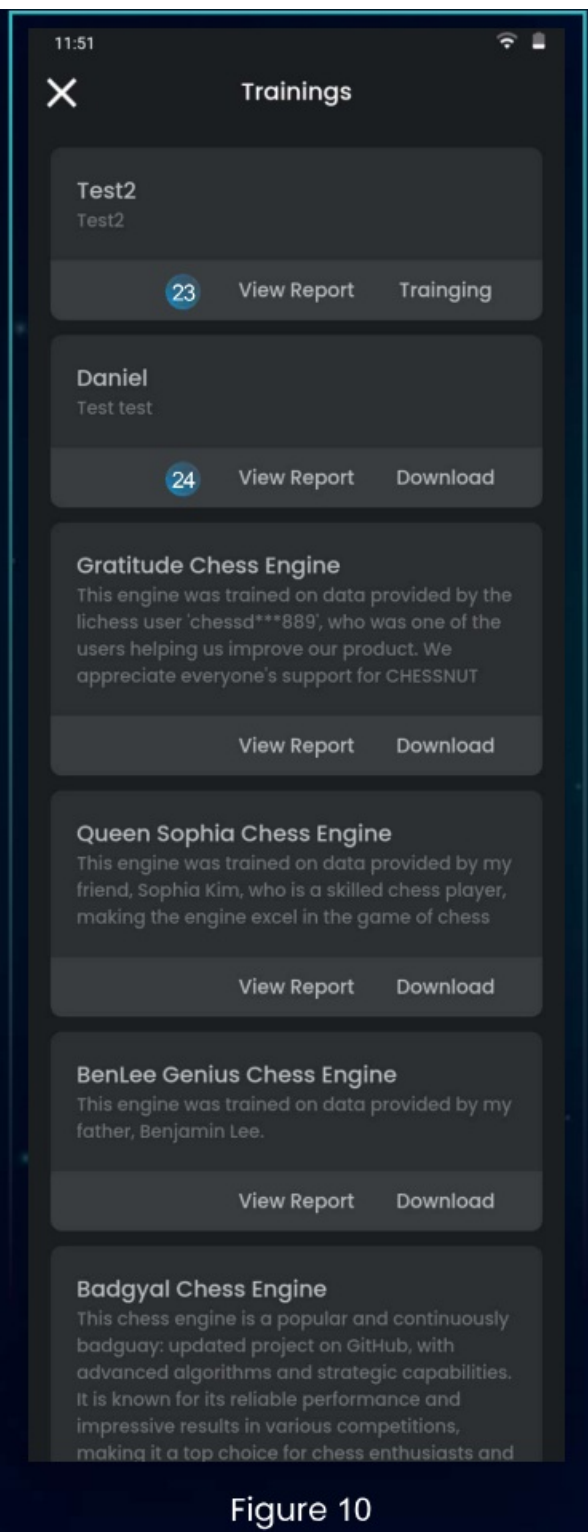


Figure 10

22. It also plots a curve depicting the user's advantages or disadvantages throughout the entire game.
23. This is an open LCO neural network file download platform that provides various popular LCO chess networks for online battles.
24. This is the entry point for customizing chess neural networks.
25. Choose the chess position you want to train.



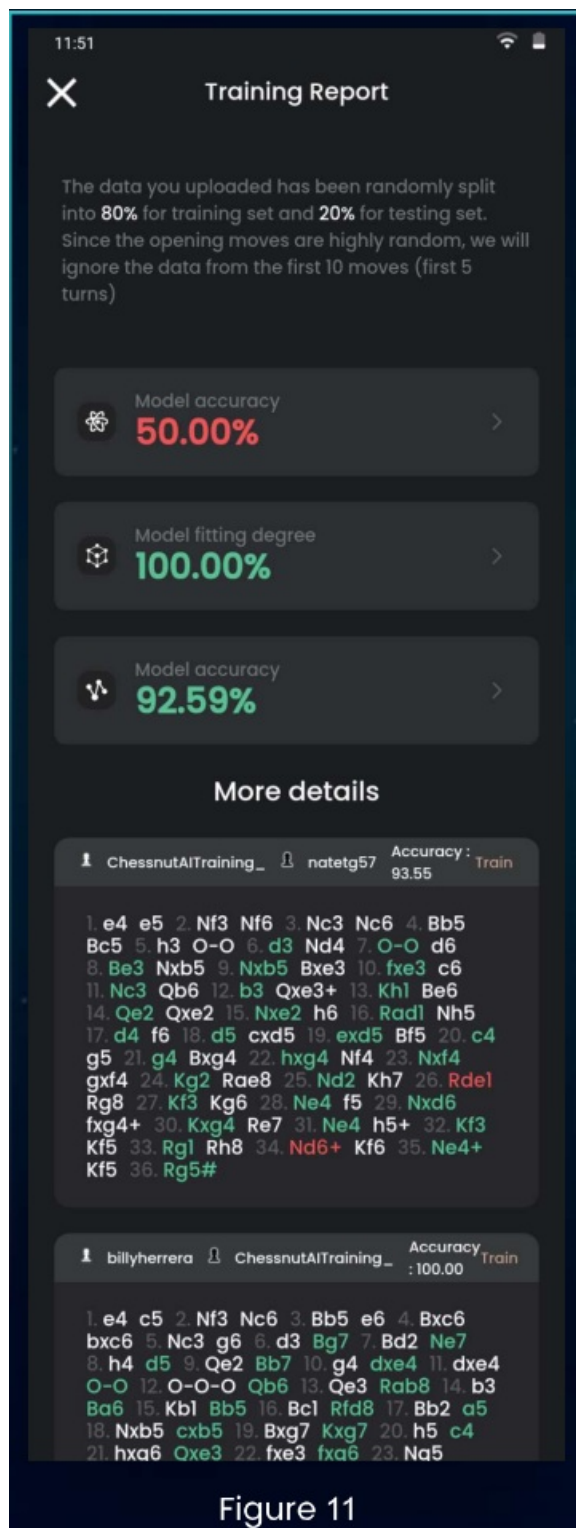


Figure 11

26. Select which side you want to train.
27. Once you have selected a chessboard from 20 to 200 positions, you can submit the data for training.
28. This is an ongoing training task. You can download it once the background training is completed.
29. This is a completed task. After downloading, you can load it in LCO for gameplay. Clicking View Report will redirect you to Figure 11 to view the training results.

Please feel free to contact me by sending an email to: [contact@chessnutech.com](mailto:contact@chessnutech.com) if you have any problems with your use. Usually, we will reply to your email within 24 hours. Please check if it's in your spam box if you don't receive a reply. Besides, please visit our Facebook page: <https://www.facebook.com/chessnut.technology> for news of Chessnut. Facebook page: <https://www.facebook.com/chossnut/technoloay> for news of Chessnut, and our Facebook group: <https://www.facebook.com/groups/chessnutbackers> where many users share their experience on it. Our Youtube channel: <https://www.youtube.com/c/Chessnutech>



Scan QR code to  
visit our official site



Scan QR code to  
visit our facebook page



Scan QR code to  
visit our facebook group



Scan QR code to  
visit our Youtube Channel



Scan QR code to  
visit our Instagram page

## FCC Information and Copyright

This equipment has been tested and found to comply with the limits for a Class B digital device, under part 15 of the FCC Rules. These limits are designed to provide reasonable protection against harmful interference in a residential installation. This equipment generates, uses and can radiate radio frequency energy and, if not installed and used by the instructions, may cause harmful interference to radio communications. However, there is no guarantee that interference will not occur in a particular installation. If this equipment does cause harmful interference to radio or television reception, which can be determined by turning the equipment off and on, the user is encouraged to try to correct the interference by one or more of the following measures:

- Reorient or relocate the receiving antenna.
- Increase the separation between the equipment and the receiver.
- Connect the equipment to an outlet on a circuit different from that to which the receiver is connected.
- Consult the dealer or an experienced radio TV technician for help.

## Labelling requirements

This device complies with part 15 of the FCC Rules. Operation is subject to the following two conditions:

- (1) This device may not cause harmful interference, and
  - (2) this device must accept any interference received, including interference that may cause undesired operation.
- changes or modifications not expressly approved by the party responsible for compliance could void the user's authority to operate the equipment.

## FCC RF warning statement

the device has been evaluated to meet general RF exposure requirements, The device can be used in portable exposure conditions without restriction.

## Documents / Resources



[HESSNUT CE100 Chessnut Evo Chess Computer](#) [pdf] User Manual  
CE100, 2BEGI-CE100, 2BEGICE100, CE100 Chessnut Evo Chess Computer, Chessnut Evo Chess Computer, Evo Chess Computer, Chess Computer, Computer

## References

- [User Manual](#)

### [Manuals+](#), [Privacy Policy](#)

This website is an independent publication and is neither affiliated with nor endorsed by any of the trademark owners. The "Bluetooth®" word mark and logos are registered trademarks owned by Bluetooth SIG, Inc. The "Wi-Fi®" word mark and logos are registered trademarks owned by the Wi-Fi Alliance. Any use of these marks on this website does not imply any affiliation with or endorsement.