

HELLO KITTY HKXLWTRSPK-FB Dancing LED Water Tower Speaker



# HELLO KITTY HKXLWTRSPK-FB Dancing LED Water Tower Speaker Instruction Manual

[Home](#) » [HELLO KITTY](#) » HELLO KITTY HKXLWTRSPK-FB Dancing LED Water Tower Speaker Instruction Manual



## Contents

- [1 HELLO KITTY HKXLWTRSPK-FB Dancing LED Water Tower Speaker](#)
- [2 Getting Started](#)
- [3 Location of Controls](#)
- [4 Bluetooth Pairing](#)
- [5 Compliance Information](#)
- [6 Limited Warranty](#)
- [7 Documents / Resources](#)
  - [7.1 References](#)



HELLO KITTY HKXLWTRSPK-FB Dancing LED Water Tower Speaker



## Getting Started

### A Safety Instructions

- The input voltage to the product is DC 5V 1A.
- In order to operate the product in a safe manner and reliable conditions, please only adopt a certified appropriate charger/ adapter for operating the product.
- Switch off the product after use.
- Please note that we won't take any responsibility for any wrong operation (eg. Voltage higher than 5V) as this may result in severe injury or loss of property, and we cannot control the operating process during the time the user using this product.

**CAUTION:** The USB Type-C Power Cable included with this item is intended for use with this product. Only use the included USB Type-C Power Cable to operate this product.

### In The Box

- LED Dancing Speaker
- USB Power Cable
- Instruction Manual

### Power On/Off

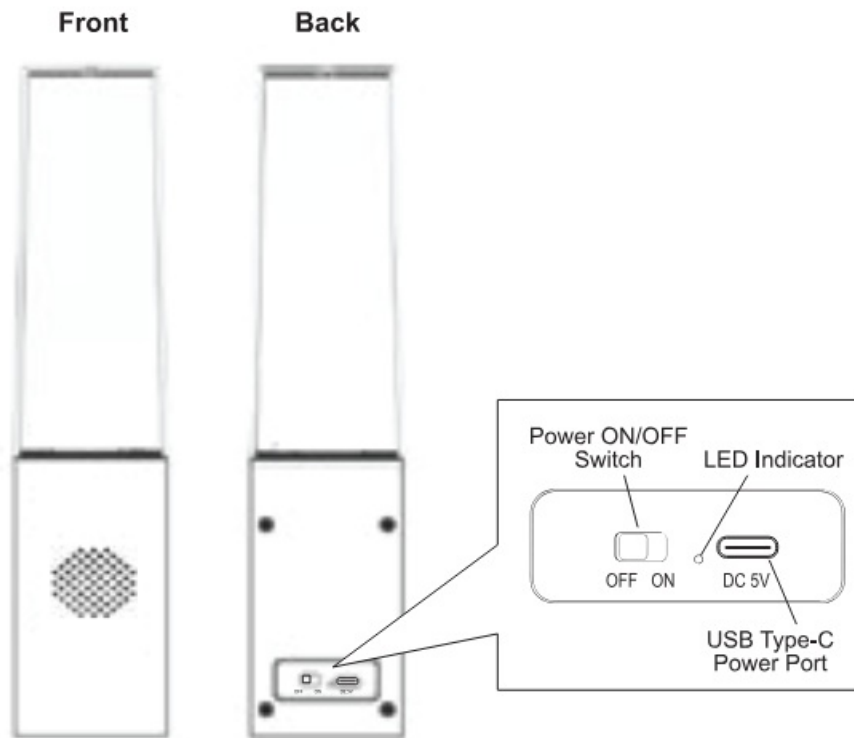
#### Power on

Connect the Dancing Water Speaker to a 5V/1A USB Adapter (not included) with the supplied USB Type-C Power Cable. Slide the ON/OFF switch to the "ON" position.

#### Power off

Slide the ON/OFF switch to the "OFF" position.

## Location of Controls



## Bluetooth Pairing

1. Keep the distance between your wireless speaker and mobile phone (or other Bluetooth devices) within 32.8 Feet.
2. Power on the wireless speaker.
3. Activate the Bluetooth function on your phone within range and select “HKXLWTRSPK” from the list shown.
4. You will hear a beep sound when pairing is successful.

**NOTE:** When powered on, the wireless speaker will automatically connect with the last successfully paired device

- If the Wireless speaker cannot be paired with your device, please try the following:
  - Ensure that your speaker is in pairing mode or reconnection mode.
  - Ensure that the Bluetooth search function of your mobile device is activated.
- If the Wireless speaker cannot be powered on:
  - Ensure that the power adapter is connected securely and the outlet works.

## Compliance Information

### FCC Information

This device complies with Part 15 of the FCC Rules.

**CAUTION:** Any changes or modifications not expressly approved could void the user's authority to operate the equipment.

**NOTE:** This equipment has been tested and found to comply with the limits for a Class B digital device, under part 15 of the FCC Rules. These limits are designed to provide reasonable protection against harmful interference in a

residential installation. This equipment generates, uses and can radiate radio frequency energy and, if not installed and used by the instructions, may cause harmful interference to radio communications. However, there is no guarantee that interference will not occur in a particular installation. If this equipment does cause harmful interference to radio or television reception, which can be determined by turning the equipment off and on, the user is encouraged to try to correct the interference by one or more of the following measures:

- Reorient or relocate the receiving antenna.
- Increase the separation between the equipment and the receiver.
- Connect the equipment to an outlet on a circuit different from that to which the receiver is connected.
- Consult the dealer or an experienced radio/TV technician for help.

This device complies with Part 15 of the FCC Rules. Operation is subject to the following two conditions: (1) This device may not cause harmful interference, and (2) this device must accept any interference received, including interference that may cause undesired operation.





### **Radiation Exposure Information**

This device has been evaluated to meet general RF exposure requirements. This equipment should be installed and operated with a minimum distance 20cm between the radiator& your body.

### **WARNING Li-ion Battery Inside**

This product is fitted with a Li-ion battery. Do not damage, open, or dismantle the battery and do not use it in damp and/or corrosive conditions. Use only compatible chargers. Never dispose of batteries in a fire, and never expose them to high temperatures. Do not expose the product to temperatures exceeding 60°C (140°F).

### **Rating Label Definitions**

-  Direct current symbol
-  This symbol signifies that the product must not be discarded as household waste, and should be delivered to an appropriate collection facility for recycling. Proper disposal and recycling help protect natural resources, human health and the environment.
-  This symbol represents the FCC Declaration of Conformity and Compliance.
-  **Bluetooth®** This symbol signifies that this is a wireless device powered by Bluetooth® technology.



### **Limited Warranty**

90-Day Limited Warranty

**Territory:** United States

### **LIMITED WARRANTY TO ORIGINAL CONSUMER**

This product as supplied and distributed new by an authorized retailer is warranted by Southern Telecom, Inc. to the original consumer purchaser against defects in materials and workmanship ("Warranty") as follows:

**To obtain warranty service**

- Visit our customer support portal: [www.customersupport123.com](http://www.customersupport123.com) and select “Support”.
- Select the brand, fill out the corresponding form (exchanges require dated proof of purchase from an authorized retailer) then submit your request. Your product will be repaired or replaced, at our option, for the same or similar model of equal value if examination by the service centre determines this product is defective. Products received damaged as a result of shipping will require you to file a claim with the carrier.

**Warranty service not provided**

This warranty does not cover damage resulting from accident, misuse, abuse, improper installation or operation, lack of reasonable care, or unauthorized modification including software modifications such as the installation of custom firmware. This warranty is voided in the event any unauthorized person opens, alters or repairs this product. All products being returned to the authorized service centre for repair must be suitably packaged.


NO WARRANTIES, WHETHER EXPRESS OR IMPLIED, INCLUDING, BUT NOT LIMITED TO, ANY IMPLIED WARRANTIES OF MERCHANTABILITY OR FITNESS FOR A PARTICULAR PURPOSE, OTHER THAN THOSE EXPRESSLY DESCRIBED ABOVE SHALL APPLY. DISTRIBUTOR FURTHER DISCLAIMS ALL WARRANTIES AFTER THE EXPRESS WARRANTY PERIOD STATED ABOVE. NO OTHER EXPRESS WARRANTY OR GUARANTEE GIVEN BY ANY PERSON, FIRM OR ENTITY TO THE PRODUCT SHALL BE BINDING ON THE DISTRIBUTOR. REPAIR, REPLACEMENT, OR REFUND OF THE ORIGINAL PURCHASE PRICE – AT THE DISTRIBUTOR’S SOLE DISCRETION – ARE THE EXCLUSIVE REMEDIES OF THE CONSUMER. IN NO EVENT WILL DISTRIBUTOR OR ITS MANUFACTURERS BE LIABLE FOR ANY INCIDENTAL, DIRECT, INDIRECT, SPECIAL, PUNITIVE OR CONSEQUENTIAL DAMAGES (SUCH AS, BUT NOT LIMITED TO, DAMAGES FOR LOSS OF PROFIT, BUSINESS, SAVINGS, DATA OR RECORDS) CAUSED BY THE USE, MISUSE OR INABILITY TO USE THE PRODUCT. EXCEPT AS STATED HEREIN, NO OTHER WARRANTIES SHALL APPLY. NOTWITHSTANDING THE FOREGOING, THE CONSUMER’S RECOVERY AGAINST THE DISTRIBUTOR SHALL NOT EXCEED THE PURCHASE PRICE OF THE PRODUCT SOLD BY THE DISTRIBUTOR. THIS WARRANTY SHALL NOT EXTEND TO ANYONE OTHER THAN THE ORIGINAL CONSUMER WHO PURCHASED THE PRODUCT AND IS NOT TRANSFERABLE.

Some countries, states or provinces do not allow the exclusion or limitation of incidental or consequential damages or allow limitations on warranties, so limitations or exclusions may not apply to you. This warranty gives you specific legal rights, and you may have other rights that vary from state to state or province to province. Contact your authorized retailer to determine if another warranty applies.

- 2024 SANRIO CO., LTD. Used Under License. [www.sanrio.com](http://www.sanrio.com)

All product names, trademarks, and registered trademarks are the property of their respective owners. All company, product, and service names used in this document are for identification purposes only. Use of these names, trademarks, and brands does not imply endorsement. Printed in China Designed in the U.S. v1. 02/2024

**Documents / Resources**

	<p><a href="#">HELLO KITTY HKXLWTRSPK-FB Dancing LED Water Tower Speaker</a> [pdf] Instruction Manual</p> <p>HKXLWTRSPK-FB, HKXLWTRSPK-FB Dancing LED Water Tower Speaker, Dancing LED Water Tower Speaker, LED Water Tower Speaker, Water Tower Speaker, Tower Speaker, Speaker</p>
---	--

**References**

- [User Manual](#)

[Manuals+](#), [Privacy Policy](#)

This website is an independent publication and is neither affiliated with nor endorsed by any of the trademark owners. The "Bluetooth®" word mark and logos are registered trademarks owned by Bluetooth SIG, Inc. The "Wi-Fi®" word mark and logos are registered trademarks owned by the Wi-Fi Alliance. Any use of these marks on this website does not imply any affiliation with or endorsement.