




HELLO KITTY HK529-SPKE-SPC Portable Speaker User Guide

[Home](#) » [HELLO KITTY](#) » HELLO KITTY HK529-SPKE-SPC Portable Speaker User Guide 

Contents

- [1 HELLO KITTY HK529-SPKE-SPC Portable Speaker](#)
- [2 Before You Begin](#)
- [3 In the Box](#)
- [4 Location of Controls](#)
- [5 Getting Started](#)
- [6 Bluetooth Pairing](#)
- [7 FCC STATEMENT](#)
- [8 Warranty](#)
- [9 Compliance Information](#)
- [10 CONTACT](#)
- [11 Documents / Resources](#)
 - [11.1 References](#)
- [12 Related Posts](#)



HELLO KITTY HK529-SPKE-SPC Portable Speaker



Before You Begin

READ CAREFULLY AND KEEP THIS MANUAL

CAUTION

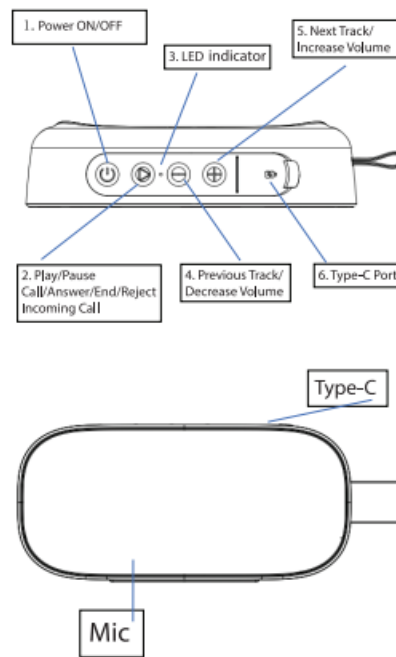
To ensure safe and proper use, read all safety information before using the device. Only use with manufacturer-approved batteries, chargers, accessories, and supplies.

- THIS IS NOT A TOY. Please keep away from children.
- Please keep away from water/heat.
- Do NOT submerge in water.
- Keep away from extreme heat and/or humidity.
- Do not open this product or attempt to repair the unit yourself should it not be working.
- Low power may cause poor Bluetooth connection or sound distortion.
- Only power this device with its supplied power cable adapter.
- Do not disassemble, modify, or repair the device.
- Do not overcharge the battery.
- Do not allow the power port or the connectors of the supplied power cable adapter to be exposed to dust, or water, or come into contact with any conductive materials such as liquids, metallic powders, etc,
- The speaker contains a built-in battery and should not be disposed of with regular household waste. Please consult the local authorities on the correct way to dispose of this device.

In the Box

- Portable Speaker
- USB to Type-C Charging Cable
- User Manual

Location of Controls



Getting Started

Function

1. Long press the power button to turn on/off the speaker.
2. Press the play button to pause/resume playback, answer\ an oncoming phone call/end a phone call. Long press the\ play button to reject incoming calls.
3. Press the 'negative sign' button to decrease volume and long press the 'negative sign' button to skip to the previous track.
4. Press the 'positive sign' button to increase volume and long press the 'positive sign' button to skip to the next track.

Charging

- Use the included Type-C cable to charge the speaker, the LED light will turn RED while charging and turn OFF when fully charged. When the speaker is low on power, a tone (du) will be heard indicating that it needs to be recharged.

Bluetooth Pairing

- Power the speaker on. A tone will be heard and the speaker will enter Bluetooth pairing mode. The LED indicator will flash Blue.
- Set your mobile device to search for Bluetooth devices. When it appears, select HK529-SPKR from the list of found devices.
- After a successful pairing, a tone will be heard, and the LED\ indicator will turn Solid Blue. You should be able to play music on the speaker.

Noted: When playing music, the LED indicator will slowly flash Blue.

FCC STATEMENT

Compliance Information

This device complies with Part 15 of the FCC Rules,

CAUTION: Any changes or modifications not expressly approved could void the user's authority to operate the equipment.

NOTE: This equipment has been tested and found to comply with the limits for a Class B digital device, according to part 15 of the FCC Rules. These limits are designed to provide reasonable protection against harmful interference in a residential installation.

This equipment generates, uses, and can radiate radio frequency energy and, if not installed and used in accordance with the instructions, may cause harmful interference to radio communications. However, there is no guarantee that interference will not occur in a particular installation. If this equipment does cause harmful interference to radio or television reception, which can be determined by turning the equipment off and on, the user is encouraged to try to correct the interference by one or more of the following measures:

- Reorient or relocate the receiving antenna.
- Increase the separation between the equipment and the receiver.
- Connect the equipment to an outlet on a circuit different from that to which the receiver is connected,
- Consult the dealer or an experienced radio/TV technician for help,

This device complies with Part 15 of the FCC Rules, Operation is subject to the following two conditions:

1. This device may not cause harmful\ interference, and
2. this device must accept any interference received, including interference that may cause undesired operation,

Radiation Exposure Information

This device has been evaluated to meet general RF exposure requirements. The device can be used in portable exposure conditions without restriction.

WARNING Li-ion Battery Inside

This product is fitted with a Li-ion battery. Do not damage, open, or dismantle the battery and do not use it in damp and/or corrosive conditions. Use only compatible chargers. Never dispose of batteries in a fire and never expose them to high temperatures. Do not expose the product to temperatures exceeding 600C (1400F). Rating Label Definitions

Warranty

Limited Warranty

- 90-Day Limited Warranty
- Territory: United States

LIMITED WARRANTY TO ORIGINAL CONSUMER

This product as supplied and distributed new by an authorized retailer is warranted by Southern Telecom, Inc. to the original consumer purchaser against defects in materials and workmanship ("Warranty") as follows To obtain warranty service;

- Visit our customer support portal: www.customersupport123.com and select "Support".
- Select the brand, fill out the corresponding form (exchanges require dated proof of purchase from an authorized retailer) then submit your request. Your product will be repaired or replaced, at our option, for the same or similar model of equal value if examination by the service center determines this product is defective Products received damaged as a result of shipping will require you to file a claim with the carrier,

Warranty service not provided


- This warranty does not cover damage resulting from accident, misuse, abuse, improper\ installation or operation, lack of reasonable care, or unauthorized modification including software modifications such as the installation of custom firmware. This warranty is voided in the event any unauthorized person opens, alters or repairs this product. All products being returned to the authorized service center for repair must be suitably packaged.





NO WARRANTIES, WHETHER EXPRESS OR IMPLIED, INCLUDING, BUT NOT LIMITED TO, ANY IMPLIED WARRANTIES OF MERCHANTABILITY OR FITNESS FOR A PARTICULAR PURPOSE, OTHER THAN THOSE EXPRESSLY DESCRIBED ABOVE SHALL APPLY DISTRIBUTOR FURTHER DISCLAIMS ALL WARRANTIES AFTER THE XPRESS WARRANTY PERIOD STATED ABOVE.

- NO OTHER EXPRESS WARRANTY OR GUARANFY GIVEN BY ANY PERSON, FIRM OR ENTITY WITH RESPECT TO THE PRODUCT SHALL BE BINDING ON DISTRIBUTOR.
- REPAIR, REPLACEMENT,\ OR REFUND OF THE ORIGINAL PURCHASE PRICE – AT DISTRIBUTOR'S SOLE DISCRETION – ARE EXCLUSIVE REMEDIES OF THE CONSUMER.
- IN NO EVENT WILL DISTRIBUTOR OR ITS MANUFACTURERS BE LIABLE FOR ANY INCIDENTAL, DIRECT, INDIRECT, SPECIAL, PUNITIVE OR CONSEQUENTIAL DAMAGES (SUCH AS, BUT NOT LIMITED TO, DAMAGES FOR LOSS OF PROFITS, BUSINESS, SAVINGS, DATA OR RECORDS) CAUSED BY THE USE, MISUSE OR INABILITY TO USE THE PRODUCT.
- EXCEPT AS STATED HEREIN, NO OTHER WARRANTIES SHALL APPLY NOTWITHSTANDING THE FOREGOING, THE CONSUMER'S RECOVERY AGAINST THE DISTRIBUTOR SHALL NOT EXCEED THE PURCHASE PRICE OF THE PRODUCT SOLD BY THE DISTRIBUTOR. THIS WARRANTY SHALL NOT EXTEND TO ANYONE OTHER THAN THE ORIGINAL CONSUMER WHO PURCHASED THE PRODUCT AND IS NOT TRANSFERABLE.

Some countries, states, or provinces do not allow the exclusion or limitation of incidental or consequential damages or allow limitations on warranties, so limitation or exclusions may not apply to you. This warranty gives you specific legal rights, and you may have\ other rights that vary from state to state or province to province. Contact your authorized retailer to determine if another warranty applies.

Compliance Information

-  Direct current symbol

-  This symbol signifies that the product must not be discarded as household waste, and should be delivered to an appropriate collection facility for recycling. Proper disposal and recycling help protect natural resources, human health, and the environment.
-  This symbol signifies and declares that this equipment complies with battery charging which complies with California CEC and energy efficiency.
-  This symbol signifies that this is a wireless device powered by Bluetooth® technology. The Bluetooth word mark and logos are registered trademarks owned by Bluetooth SIG, Inc., used under license.
-  This symbol represents the FCC Declaration of Conformity and Compliance.


CONTACT

- 0 2023 SANRIO CO., LTD.
- Used Under License.
- www.sanrio.com

All product names, trademarks, and registered trademarks are property of their respective owners. All company, product, and service names used in this document are for identification purposes only. Use of these names, trademarks, and brands does not imply endorsement.

- Printed in China
- Designed in the U.S.
- VI. 10/2023

Documents / Resources

	<p>HELLO KITTY HK529-SPKE-SPC Portable Speaker [pdf] User Guide 2ALCFAU049-3, au049 3, HK529-SPKE-SPC Portable Speaker, HK529-SPKE-SPC, Portable S peaker, Speaker</p>
---	--

References

- [User Manual](#)

[Manuals+](#), [Privacy Policy](#)

This website is an independent publication and is neither affiliated with nor endorsed by any of the trademark owners. The "Bluetooth®" word mark and logos are registered trademarks owned by Bluetooth SIG, Inc. The "Wi-Fi®" word mark and logos are registered trademarks owned by the Wi-Fi Alliance. Any use of these marks on this website does not imply any affiliation with or endorsement.