



# HATOR HTK-606 ROCKFALL Mechanical Gaming Keyboard User Manual

[Home](#) » [HATOR](#) » HATOR HTK-606 ROCKFALL Mechanical Gaming Keyboard User Manual 

## HATOR HTK-606 ROCKFALL Mechanical Gaming Keyboard User Manual



### Contents

- [1 Security Measure](#)
- [2 Equipment](#)
- [3 Conditions transportation and storage](#)
- [4 General restrictions and safety](#)
- [5 Utilization and protection of the environment](#)
- [6 Guarantee of the manufacturer \(seller\)](#)
- [7 Customer Support](#)
- [8 Documents / Resources](#)
- [9 Related Posts](#)

## Security Measure

Hator uses in production only quality components and parts that comply with accepted quality standards and guarantees no defects in materials and workmanship in the equipment for the time specified on the product packaging, starting from the date of purchase in the retail network.

At the same time, please read this manual carefully before using the device, and follow these rules.

The device intended for use with household or office digital equipment is a commercial product and can be operated in the temperature range +5...+40°C and relative humidity up to 70%.

The device is designed for individual use indoors. Not intended for use with industrial equipment, as well as in production facilities. Any changes to the device or non-standard use of the device that are not agreed with the manufacturer or the manufacturer's representative, remove from the manufacturer and seller any liability for the free warranty service and the consequences of such actions.


You can not open or modify the product, except when it is necessary to remove / replace switches.

The device is not intended for use by persons with reduced physical, sensory or mental capabilities, unless controlled by other persons responsible for their safety. Be careful! Keep up to following safety regulations:

- The device has small parts: infant's and pets access should be limited to them;
- Use only the accessories specified by the manufacturer;
- Clean only with dry cloth or special cloths;
- Do not expose to temperatures above 60°C;
- Do not expose the device to direct sunlight for a long time, prevent liquid from entering.

Sometimes incorrect installation and use of the device can be mistaken for its malfunction. If the device does not work correctly, contact the support service at [www.hator.gg](http://www.hator.gg) or the nearest service center listed on the warranty card provided by the seller.

## Appearance



## Dimensions and specifications

Model	Rockfall
Product code	604-HTK / 606-HTK
Length	439 MM
Width	133.8 <i>IWO</i>
Height	35.5 MM
Weight	1115 g
Materials	Plastic / Metal / Rubber
Type of connection	USB
Polling rate	1000 HZ
Operating Voltage	5 V
Operating Current	350 <i>MA</i>
LED type	RGB
Key switch	Mechanical Outemu
Key switch's color	Blue / Red
Cable	1,8 M. with a ferrite filter
System Compatibility	Windows XP/2000/ME_Nista/7/I 0, Linux Ta Mac OS



## Equipment



- Keyboard
- 9 additional keycaps
- Manual

### Operation of the device

Use shortcut keys and function keys for high-speed navigation, media management, programming and keyboard functions, using Fn.

Key Combination	Function	Comments	
FN + E1	Calling a media player		
FN+ F2	Decrease volume		
FN +. F3	Increase volume		
FN + F4	Turn the volume of f		
FN + Y	TO Macro le	<p>· <b>Step 1</b> Enter the Made o r charging macros toeing n, %cenorgeon FN.Y.w.11hi altalks 5 keys – Y.U.I.O.P <b>Step 2</b> Enter no macro no de by chaproa me FN. 1 1</p>	
EN + 11	Create Macros	<p>eorricomen the caps Lock. soon lock an Ram L ock egicators wit nosh SO W by DOWN We COMbhatjon MO( 0 / P. ac e of theV.U.10.P keys lo s ave the macro cormmarcl t o 4.</p>	
		<p>· Stap 3 Ovate a nacre· St ep 4 Sme the crested mac e by pressing 11” comdra hon FN . 11.</p>	
FN s —	Toggle modes NK RO / 6K I10	<p>of mesa at as <i>trirre</i>■Ad a.. mbo e</p>	

		Secasonw &alga:roxarcaa verw..xo bar.; 6 wn.nrcdSypotzea Mr.	
FN F12	• Lock all keys		
FN + ESC	Reset factory setti ng:	Hold the combinaton for more than 5 second.	
FN r DEL	Backlight mode R ainbow m, .	The tunCtiOn has 3 mode s	
FN + HOME	Backlight mode Br eathing ,••r		
FN + INSERT	Backlight mode: 5 interactive “lc•-lel”	I hacklart Vacateon& co e xce kns that are goner: v. Z. lenna “:ZO ” 3. Crorceo er mace 4, Owe MOCG5 Yse male	
EN + Pause	Color cycling mod e		
EN + PGDW	Mole of changing t he direction of illumination		
EN+ BACKS PA	I • e prOgoIMMO4 mode fOr oghighting each k ey		
FN +  	Ceanging the backleght speed		

EN + 	Changing the brightness of the backlight		
FN + 	Windows Key Lock		

## Conditions transportation and storage

The device is recommended to be stored in warehouses or in conditions similar to the storage requirements for IT equipment / electronics. The device is recommended to store at a temperature of +5°C to +40°C and humidity up to 70%. The place of storage (transportation) should be inaccessible to moisture, direct sunlight and should exclude the possibility of mechanical damage. In accordance with the terms and conditions of storage, the shelf life of the device in the manufacturer's original packaging is 10 years. If necessary, transport any kind of civil transport in the available individual consumer packaging.

## General restrictions and safety

Use of the product after the end of its service life The estimated service life of this Hator device is 5 years, but depends in part on the life of the installed switches. This product uses mechanical switches manufactured by Outemu, with a lifetime of 50 million pressures, the lifetime is calculated by the manufacturer based on laboratory data and the specifications of the components used, and is valid only if the user observes the rules of operation, storage and transportation of the product. In case of violation of the operating rules, the actual service life of the device can be reduced. At the end of the life of the product, it is advisable to contact an authorized service center for preventive maintenance of the product and determine its suitability for further operation. Works on the preventive maintenance of the product and its diagnostics are performed by authorized service centers on a paid basis.

## Utilization and protection of the environment

The rules for disposal of this product differ from the rules for disposing of household waste. Unlike household waste, the product should be handed over to the appropriate point of reception of electrical and electronic equipment for processing. This contributes to the conservation of natural resources. By observing the rules for the disposal of the product, you prevent possible negative consequences for the environment and human health caused by improper processing. Transfer the device to a specialized waste collection and disposal center or contact the seller from whom the device was purchased. Competent people will send this device to environmentally safe recycling. For improper disposal of waste, fines are provided in accordance with the legislation in force in the country where the device is sold.

## Guarantee of the manufacturer (seller)

If the user complies with the operating rules, and taking into account the stipulations stated in this manual. the device provides safety during use but does not cause harmful effects to the environment and the person and is serviceable. The device has a warranty period of operation – 24 months from the date of purchase and without taking into account the time spent in repair (subject to the rules of operation). The right to a guarantee is given

when completing the information of the warranty card, which is attached. For more detailed product information, as well as questions and suggestions, please contact the address below.

Hator shall bear such liability (at the discretion of Hator's representatives), which limits your exclusive right to compensation in the event of any breach of warranty obligations through the fault of the buyer, repair or replacement of the product; the refund of the money paid provided that the equipment is returned together with a copy of the goods or a cash voucher to the seller or to the specified address, in accordance with the requirements of the law. The guarantee is in addition to the rights granted under local consumer rights laws. Its conditions vary from country to country. Read the full warranty information to learn about your consumer rights and the additional protection that is provided under this product warranty.

## Costumer Support


**Supplier / Importer in Ukraine: TOV"NVF<ELETEK LTD.**

Address: 33a., Dehtyarivska st., Kiyv, Ukraine, 03057

tel / fax: +38 (44) 538-15-16 +38 044 383 50 90



## Documents / Resources



[HATOR HTK-606 ROCKFALL Mechanical Gaming Keyboard](#) [pdf] User Manual  
HTK-606, HTK-606 ROCKFALL Mechanical Gaming Keyboard, ROCKFALL Mechanical Gaming Keyboard, Mechanical Gaming Keyboard, Gaming Keyboard, Keyboard