

HATOR®
HTA431
Hyperpunk
Truepods Hybrid
ANC Headset



HATOR HTA431 Hyperpunk Truepods Hybrid ANC Headset User Manual

[Home](#) » [HATOR](#) » HATOR HTA431 Hyperpunk Truepods Hybrid ANC Headset User Manual 

Contents

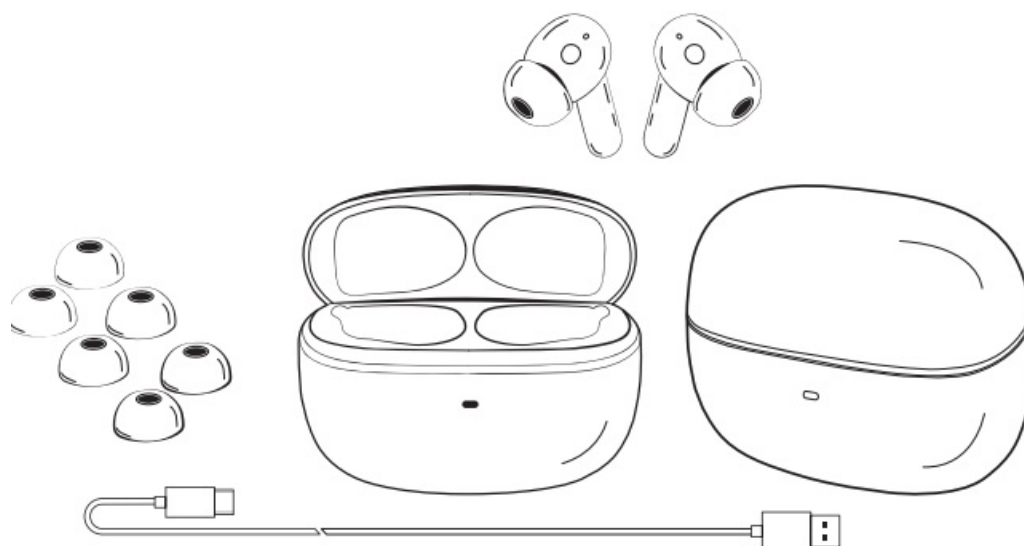
- 1 HATOR HTA431 Hyperpunk Truepods Hybrid ANC Headset
- 2 PACKAGE CONTENT
- 3 PRODUCT OVERVIEW
- 4 Touch surface Controls
- 5 HOW TO USE
- 6 SAFETY GUIDELINES
- 7 MAINTENANCE AND USE
- 8 Documents / Resources
 - 8.1 References

HATOR®

HATOR HTA431 Hyperpunk Truepods Hybrid ANC Headset

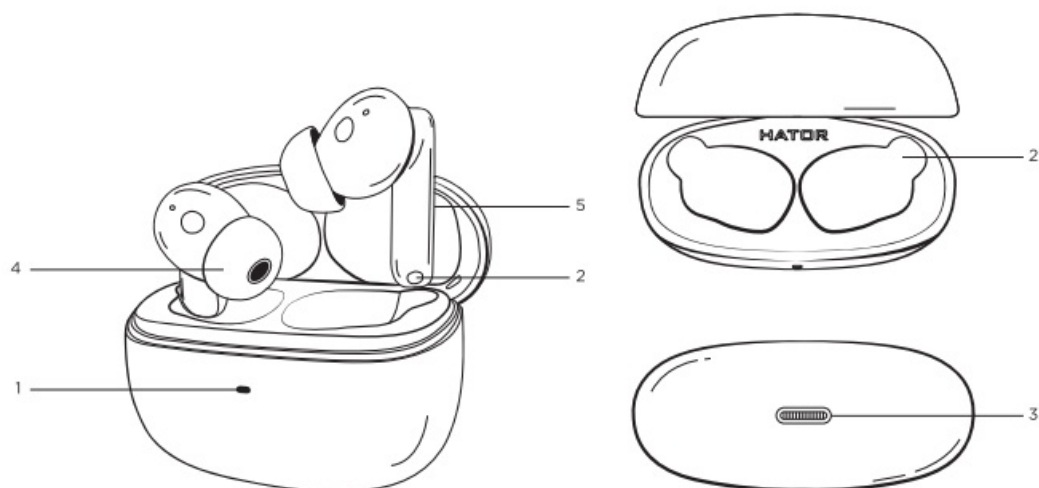


PACKAGE CONTENT



- • HATOR® Hyperpunk Truepods Hybrid ANC earbuds
- • Earbuds charging case
- Silicone case cover
- Silicone ear tips (3 pairs)
- USB Type-C cable
- User manual

PRODUCT OVERVIEW



1. Light indicator
2. Charging contacts
3. USB Type-C port
4. Silicone ear tips
5. Touch surface

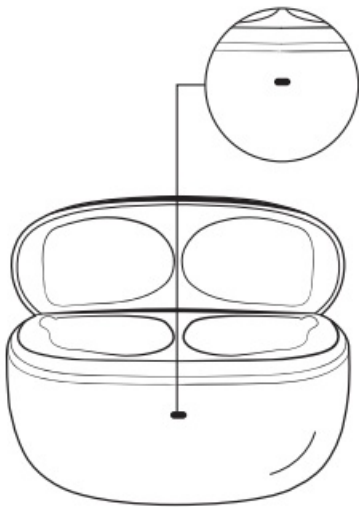
HATOR SynchronHUB APP

For access to a wide range of customization options, download the HATOR SynchronHUB APP from the official store:

Download on the App Store

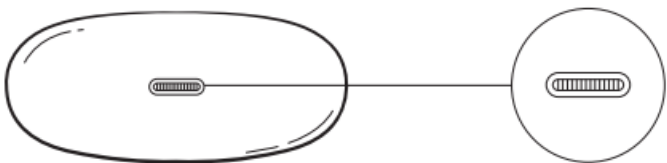


- Apple, the Apple logo, iPhone, iPad, and iPod touch are trademarks of Apple, Inc., registered in the LIS and Other countries. App Store is a service mark of Apple Inc. **GET IT ON**
- **Google Play**
Google Play and the Google Play logo are trademarks of Google LLC.



Light indicator

Status	Indicator modes
Successful insertion of the earbud into the charging case	Lights up green for 1sec
Charging case needs to be charged	Lights up orange for 10 seconds
Fully charged	Lights up green for 4 seconds
Opening the charging case	Lights up green for 10 seconds
Closing the charging case	Lights up green for 3 seconds



3. USB Type-C port

Touch surface Controls

Answer/Hang up		One tap
Pause/Play		
Refuse to answer the call		Hold down for 1.5 seconds
Wake up SIRI/Google Assistant		Hold down for 1.5 seconds
Switch the noise cancelling modes: Hybrid ANC/Transparency mode/ANC off		Hold down for 4 seconds
Previous song	Left earbud	Two taps
Next song	Right earbud	
Volume+	Left earbud	Three taps
Volume-	Right earbud	
Gaming mode/ Music mode		Four taps

HOW TO USE

1. Switch-on

- Please note: Make sure your earbuds are charged.
- Open the charging case and take out the earbuds.
- They will automatically switch on and begin searching for a device to connect.
- For manual switch-on: Take the earbuds out of the charging case, and press the touch surface of both earbuds for 5 seconds.

2. Switch-off

- Place the earbuds in the charging case and close the lid.
- The earbuds will automatically switch off and begin charging.
- For manual switch-off: If the earbuds are on, press the right and left earbuds and they switch off within 5 seconds.
- Place the earbuds in the charging case and close the lid.

3. BT pairing

- Step 1: Take the earbuds out of the charging case.
- Step 2: Switch on BT on your device
- Step 3: Find the HATOR@ earbuds in the list of available devices and click "PairN"
- Please note: If pairing has already been performed, the earbuds will connect to the device via BT within 2-4 seconds after switching on.
- In case of failure to connect. Earbuds will wait for connection for 5 minutes and then switch off.

SAFETY GUIDELINES

- Do not take apart the device and do not attempt to operate it under abnormal current loads. Doing so you will avoid warranty. Keep the device away from liquid, humidity, or moisture. Operate the device only within the specific temperature range of 00 C (32 F) to 400 C (104 F). When the device exceeds the maximum

temperature, unplug or switch off the device and let it cool down.

- The device isolates external ambient sounds even at low volumes, resulting in a lowered awareness of your external surroundings. Please remove the device when engaging in activities that require active awareness of your surroundings.
- Listening to exclusively loud volumes over extended periods can damage your hearing. Furthermore, legislation in certain countries permits a maximum sound level of 86dB to affect your hearing for 8 hours a day. We, therefore, recommend that you reduce the volume to a comfortable level when listening for prolonged periods. Please take good care of your hearing.

MAINTENANCE AND USE

The HATOR@ devices require minimum maintenance to keep them in optimum condition. Once a month, we recommend you clean the device using a soft or cotton swab to prevent dirt buildup. Do not use soap or harsh cleaning agents.

BATTERY WARNING

The HATOR@ devices contain an Li-ion rechargeable battery. In general, the life expectancy of such batteries depends upon usage. If you suspect that the Li-ion rechargeable battery inside the HATOR g may be drained (has a low charge), try charging it. There is a danger of explosion if the battery is incorrectly replaced. Replace only with the same or equivalent type recommended by the manufacturer.

- Dispose of used batteries according to the local laws and regulations regarding safe disposal of lithium batteries.
- Disposal of a battery into a fire or by crushing or puncturing it can result in an explosion.
- Leaving a battery in an extremely high-temperature environment can result in an explosion or the leakage of flammable liquid or gas.
- A battery subjected to extremely low air pressure may result in an explosion or the leakage of flammable liquid or gas.
- Do not ingest the battery. Chemical burn hazard. This product contains a battery. If the battery is swallowed, it can cause severe internal burns in just 2 hours and can lead to death. Keep new and used batteries away from children. If the battery compartment does not close securely, stop using the product and keep it away from children. If you think batteries could have been swallowed or placed inside any part of the body, seek immediate medical attention.

COPYRIGHT AND INTELLECTUAL PROPERTY INFORMATION

- Android, Google, Google Logo, Google Play, and the Google Play logo are trademarks of Google LLC. Apple, the Apple logo, and iPhone are trademarks of Apple Inc., registered in the U.S. and other countries. App Store is a service mark of Apple Inc. iOS is a trademark or registered trademark of Cisco in the U.S. and other countries and is used under license.
- PlayStation, "PS4", and "PS5" are registered trademarks of Sony Interactive Entertainment Inc.
- Windows and the Windows logo are trademarks or registered trademarks of the Microsoft group of companies. HATOR Gaming B.V. may have copyright, trademarks, trade secrets, patents, patent applications, or other intellectual property rights (whether registered or unregistered) concerning the product in this guide. Furnishing this guide does not give you a licence to any such copyright, trademark, patent, or other intellectual property

right.


- The HATOR@ Hyperpunk Truepods Hybrid ANC (the “Product”) may differ from pictures whether on packaging or otherwise. HATOR@ assumes no responsibility for such differences or for any errors that may appear. Information contained herein is subject to change without notice.

LIMITATION OF LIABILITY

- HATOR@ will in no event be able for any lost profits, loss of information or data, special, incidental, indirect, punitive or consequential or incidental damages, arising in any way out of the distribution of, sale of, resale of, or use of or inability to use the Product. In no event will HATOR's liability exceed the retail purchase price of the Product.
- These terms will be governed by and construed under the laws of the jurisdictions in which the Product was purchased. If any term herein is held to be invalid or unenforceable, then such term (in so far as it is invalid or unenforceable) will be given no effect and deemed to be excluded without invalidation any of the remaining terms. HATOR@ reserves the right to amend any term at any time without notice.
- HATOR@ assumes no responsibility for any errors that may appear in this manual. Information contained herein is subject to change without notice

PROPER DISPOSAL



-  DO NOT throw this product in municipal waste. This product has been designed to enable proper reuse of parts and recycling. The symbol of the crossed out wheeled bin indicated that the product (electrical, electronic equipment, and mercury-containing button cell battery) should not be placed in municipal waste. Check local regulations for the disposal of electronic products.



- DO NOT throw this product in the fire.
- DO NOT short-circuit the contacts.
- DO NOT disassemble this product.

UKRAINE CERTIFICATION LOGO



H0Mep caHiTapHo-riri€HiHHoro BVICHOBKy: 12.2-18-3/10720

SIMPLIFIED UKCA DECLARATION OF CONFORMITY



- HA TOR Gaming B.V. hereby declares that this device complies with the essential requirements and other

relevant provisions of The Radio Equipment Regulations 2017. Full text of the UKCA declaration of conformity is available at: hator.com/regulatory/

CE RANK WARNING



HATOR Gaming B.V. hereby declares that this device complies with the essential requirements and other relevant provisions of related Directives. Full text of the EU Declaration of Conformity and other compliance documentation are available at: hator.com/regulatory/

LIMITED PRODUCT WARRANTY

For the latest and current terms of the Limited product warranty, please visit hator.com/warranty/

SUPPORT

If the product doesn't work properly, contact HATOR@ support: hator.com/feedback. Our support team from experienced consultants and service engineers is ready to help our customers.

Manufacturer

- **Address, City** HATOR Gaming B.V. Olof Palmelaan 3C, 2729NA Zoetermeer, The Netherlands
- @2024 HATOR Gaming B.V. All rights reserved. All registered trademarks are the property of their respective owners.
- HAT OR HyperpunktM – a trademark registered in the EUIPO system. Trade mark number: 019063273.



Documents / Resources

	HATOR HTA431 Hyperpunk Truepods Hybrid ANC Headset [pdf] User Manual HTA431, HTA432, HTA431 Hyperpunk Truepods Hybrid ANC Headset, HTA431, Hyperpunk Truepods Hybrid ANC Headset, Truepods Hybrid ANC Headset, Hybrid ANC Headset, ANC Headset, Headset
--	--

References

- [User Manual](#)

This website is an independent publication and is neither affiliated with nor endorsed by any of the trademark owners. The "Bluetooth®" word mark and logos are registered trademarks owned by Bluetooth SIG, Inc. The "Wi-Fi®" word mark and logos are registered trademarks owned by the Wi-Fi Alliance. Any use of these marks on this website does not imply any affiliation with or endorsement.