



HATOR Gravity X TKL Wired Gaming Keyboard User Manual

[Home](#) » [HATOR](#) » HATOR Gravity X TKL Wired Gaming Keyboard User Manual 

HATOR

HTK550

HTK551

GRAVITY X TKL

WIRED GAMING KEYBOARD

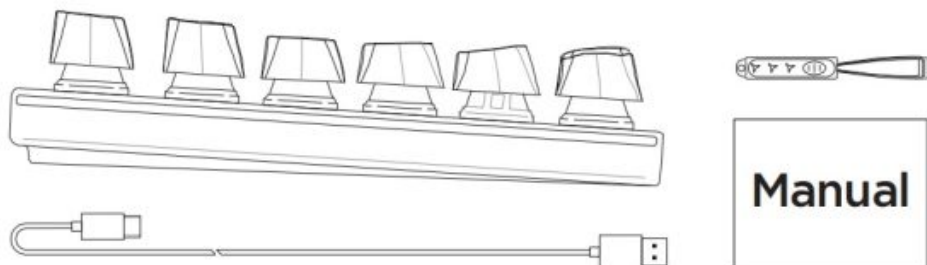
User manual

Contents

- [1 Package content](#)
- [2 Product overview](#)
- [3 Functional and media keys](#)
- [4 HATOR software](#)
- [5 How to use:](#)
- [6 Keyboard configuration](#)
- [7 Safety Guidelines](#)
- [8 Maintenance and Use](#)
- [9 Limitation of Liability](#)
- [10 Documents / Resources](#)
 - [10.1 References](#)

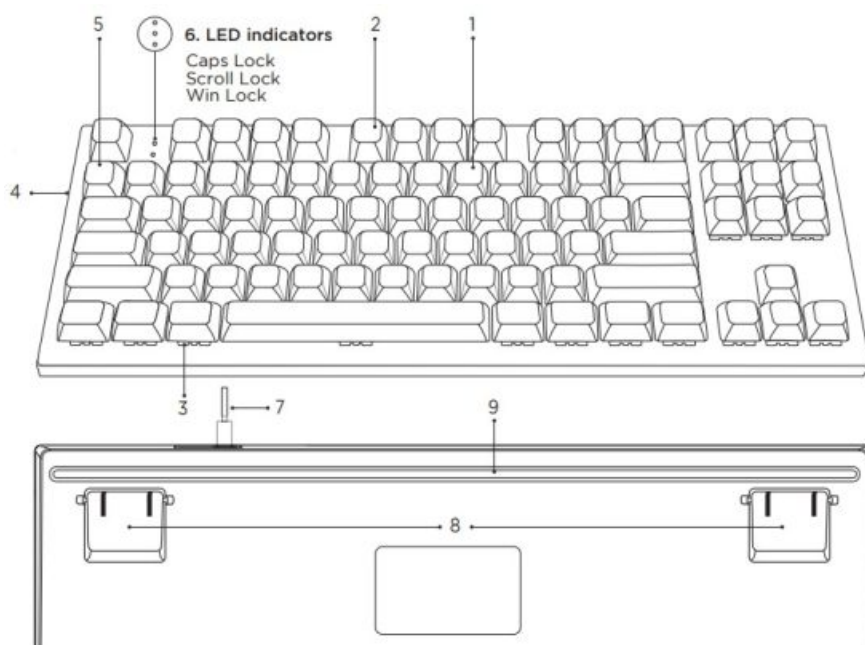
Package content

- HATOR Gravity X TKL keyboard
- Detachable USB-A to USB Type-C cable
- Keycap puller
- User manual



Product overview

1. Durable PBT keycaps	4. Side RGB backlight	7. Cable connection
2. Functional and media keys	5. Gaming software	8. Stands
3. Adjustable RGB backlight	6. LED indicators	9. Rubber feet



Functional and media keys

Key Combination	Function
FN+F1:	My Computer
Fn+F2:	Home
Fn+F3:	Calculator
Fn+F4:	Player
Fn+F5:	Previous Track
Fn+F6:	Play/Pause
Fn+F7:	Next Track
Fn+F8:	Stop
Fn+F9:	Context menu
Fn+F10:	Mail
Fn+F11:	Search
Fn+F12:	Keyboard lock
FN+ESC (long press 3s)	Reset
FN+Win	Win Lock

HATOR software

For access to a wide range of customization options, download the software from the official web page:

<https://hator.gg/download/>



Scan to download

Software requirements

Software is available on Windows® only.

Platform: Windows® 10 (64-bit) / Windows® 11 (64-bit)

200Mb of free data storage space for installation

How to use:

Connect the keyboard to a USB Type-A port on your computer.

Backlight Settings

Key Combination	Function
FN + Ins	Switching lighting mode
FN + Del	Change single color lighting by turn
FN + ↑	Increase LED brightness
FN + ↓	Decrease LED brightness
FN + ←	Increase speed of dynamic lighting
FN + →	Decrease speed of dynamic lighting
FN + End	Lighting On/Off
FN + Home	Side backlight effect
FN + PRTSC	Custom lighting recording, you can set 3 profiles, stored in FN+Q/W/E

Keyboard configuration

If you want to make more in-depth keyboard settings through the VIA interface – visit the page <https://hator.gg/via/>

Safety Guidelines

Do not take apart the device and do not attempt to operate it under abnormal current loads.

Doing so you will avoid warranty.

Keep the device away from liquid, humidity, or moisture. Operate the device only within the specific temperature range of 0° C (32 F) to 40° C (104 F). When the device exceeds the maximum temperature, unplug or switch off the device and let it cool down.

Long periods at the computer and an uncomfortable position can cause discomfort and harm your health. Please try to take the most comfortable position and take timely breaks. If you experience severe discomfort or pain, stop using it immediately and consult a doctor.

Maintenance and Use

The HATOR devices require minimum maintenance to keep them in optimum condition. Once a month, we recommend you clean the device using a soft or cotton swab to prevent dirt buildup.

Do not use soap or harsh cleaning agents.

Copyright and intellectual property information

Android, Google, Google Logo, Google Play, and the Google Play logo are trademarks of Google LLC.

Apple, the Apple logo, and iPhone are trademarks of Apple Inc., registered in the U.S. and other countries. App Store is a service mark of Apple Inc. iOS is a trademark or registered trademark of Cisco in the U.S. and other countries and is used under licence.

PlayStation, “PS4”, and “PS5” are registered trademarks of Sony Interactive Entertainment Inc. Windows and the Windows logo are trademarks or registered trademarks of the Microsoft group of companies.

HATOR Gaming B.V. may have copyright, trademarks, trade secrets, patents, patent applications, or other intellectual property rights (whether registered or unregistered) concerning the product in this guide. Furnishing of this guide does not give you a licence to any such copyright, trademark, patent or other intellectual property right. The HATOR Gravity X TKL (the “Product”) may differ from pictures whether on packaging or otherwise. HATOR assumes no responsibility for such differences or for any errors that may appear.

Limitation of Liability

HATOR will in no event be able for any lost profits, loss of information or data, special, incidental, indirect, punitive or consequential or incidental damages, arising in any way out of the distribution of, sale of, resale of, or use of or inability to use the Product. In no event will HATOR's liability exceed the retail purchase price of the Product. These terms will be governed by and construed under the laws of the jurisdictions in which the Product was purchased. If any term herein is held to be invalid or unenforceable, then such term (in so far as it is invalid or unenforceable) will be given no effect and deemed to be excluded without invalidation any of the remaining terms. HATOR reserves the right to amend any term at any time without notice. HATOR assumes no responsibility for any errors that may appear in this manual. Information contained herein is subject to change without notice.

Proper Disposal



DO NOT throw this product in municipal waste. This product has been designed to enable proper reuse of parts and recycling. The symbol of the crossed out wheeled bin indicated that the product (electrical, electronic equipment and mercury-containing button cell battery) should not be placed in municipal waste. Check local regulations for disposal of electronic products.



DO NOT throw this product in fire.
DO NOT short circuit the contacts.
DO NOT disassemble this product.

Ukraine certification logo



Simplified UKCA Declaration of Conformity



HATOR Gaming B.V. hereby declares that this device is in compliance with the essential requirements and other relevant provisions of The Radio Equipment Regulations 2017. Full text of the UKCA declaration of conformity is available at: hator.gg/regulatory/

CE Rank Warning



HATOR Gaming B.V. hereby declares that this device is in compliance with the essential requirements and other relevant provisions of related Directives. Full text of EU Declaration of Conformity and other compliance documentation are available at: hator.gg/regulatory/

Limited product warranty

For the latest and current terms of the Limited product warranty, please visit hator.gg/warranty/

Support

If the product doesn't work properly, contact HATOR support: hator.gg/feedback.
Our support team from experienced consultants and service engineers are ready to help our customers.

Manufacturer HATOR Gaming B.V.


Address, City Olof Palmelaan 3C, 2729NA Zoetermeer, The Netherlands

©2024 HATOR Gaming B.V. All rights reserved. All registered trademarks are the property of their respective owners.



<https://hator.gg/feedback/>

Documents / Resources

	HATOR Gravity X TKL Wired Gaming Keyboard [pdf] User Manual Gravity X TKL, Gravity X TKL Wired Gaming Keyboard, Wired Gaming Keyboard, Gaming Keyboard, Keyboard
---	---

References

- [Home - HATOR Official website](#)
- [Product Declaration of Conformity Info - HATOR Official website](#)
- [Warranty - HATOR Official website](#)
- [Download software - HATOR Official website](#)
- [VIA - HATOR Official website](#)
- [User Manual](#)

[Manuals+](#), [Privacy Policy](#)

This website is an independent publication and is neither affiliated with nor endorsed by any of the trademark owners. The "Bluetooth®" word mark and logos are registered trademarks owned by Bluetooth SIG, Inc. The "Wi-Fi®" word mark and logos are registered trademarks owned by the Wi-Fi Alliance. Any use of these marks on this website does not imply any affiliation with or endorsement.