



## Hatch Baby Rest+ Sound Machine User Guide

[Home](#) » [Hatch Baby](#) » Hatch Baby Rest+ Sound Machine User Guide 



### Contents

- [1 Hatch Baby Rest+ Sound Machine User Guide](#)
- [2 GETTING STARTED](#)
- [3 GETTING TO KNOW HATCH BABY REST](#)
- [4 THINGS TO TRY](#)
- [5 NEED HELP?](#)
- [6 CARE AND SAFETY](#)
- [7 Documents / Resources](#)
  - [7.1 References](#)
- [8 Related Posts](#)

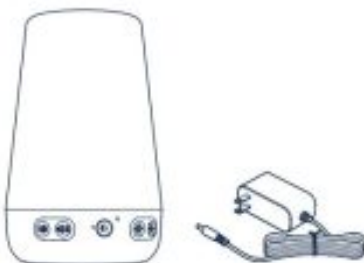
**Hatch Baby Rest+ Sound Machine User Guide**



## GETTING STARTED

### 1 Plug it in

Connect the custom power cable to Rest+ then plug it into your power outlet.



### 2 Download the App

Search for the Hatch Baby Rest app on the Apple App or Google Play store and download it to your phone or tablet.



The app is compatible with devices running iOS (9 and higher) and Android (Lollipop and higher).

### 3 Connect your Rest

Open the Hatch Baby Rest app and follow the steps to connect your Rest.



## GETTING TO KNOW HATCH BABY REST

### Touch Ring

Tap the touch ring to turn on the device. Tap the touch ring again to cycle through preset light and sound combinations. Touch and hold the touch ring to turn off the device.

### Power Cable Port

Plug in and charge the battery so it's ready to take on the road.

### Brightness Control

Press the brightness control buttons to increase or decrease brightness.

### Volume Control

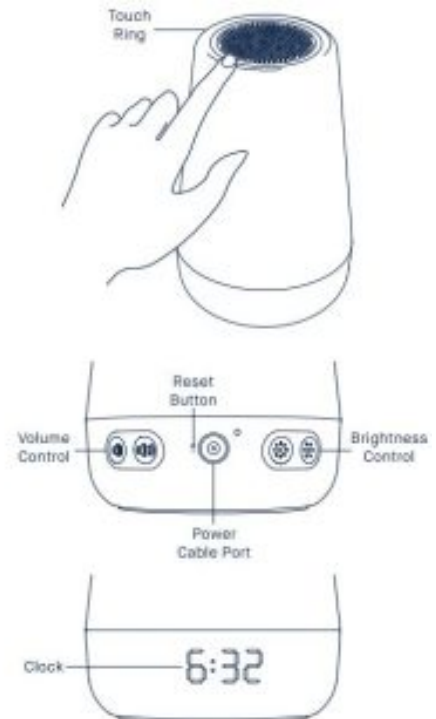
Press the volume control buttons to increase or decrease volume.

### Clock

Illuminate the clock by using your Hatch Baby Rest app.

### Reset Button

Press and release with a paperclip to reset the device.



## THINGS TO TRY

### Cycle through favorites

Tap the touch ring to cycle through preset light and sound favorites created to help aid sleep — yellow to red hues are recommended by sleep doctors to promote more restful sleep.

### Choose a custom color and brightness

Use the Rest app to choose your preferred color and brightness. Try letting your toddler select the color they like best for naptime.

### Change sound and volume

Select from a variety of white noise and lullaby options using the Rest app. Try the ocean sound to soothe your child to sleep.

### Customize a program

Personalize a program to fit your child's schedule, choosing from the range of colors and sounds in the Rest app. Try the Time-to-Rise program to let your child know when it's time to get up.

Hatch Baby Recommends			
For Babies	 YELLOW LIGHT	+	 WHITE NOISE
For Toddlers	 PINK LIGHT	+	 WAVES
	 GREEN LIGHT	+	 BIRDS
For Big Kids	 ORANGE LIGHT	+	 RAIN
	 GREEN LIGHT	+	 BIRDS

## NEED HELP?

### Our support team can help!

Email [support@hatch.co](mailto:support@hatch.co). No need to return to store. Learn more about the Hatch Warranty. [www.hatch.co](http://www.hatch.co)

## CARE AND SAFETY

## Care Instructions

Unplug Rest+ before cleaning. Clean the surface with a damp cloth, avoiding the power cable port.

**CAUTION:** Rest+ may be damaged if the power cable port comes into contact with liquid.

## For Your Safety and Your Child's Safety

Always keep Rest+ at least three feet away from children as the cord can pose a strangulation hazard. Do not use near or place in water.

**Warning:** Changes or modifications to this unit not expressly approved by the party responsible for compliance could void the user's authority to operate the equipment. Statement: This device complies with part 15 of the FCC Rules. Operation is subject to the following two conditions: (1) This device may not cause harmful interference, and (2) this device must accept any interference received, including interference that may cause undesired operation.

This device complies with Industry Canada licence-exempt RSS standard(s). Operation is subject to the following two conditions: (1) this device may not cause interference, and (2) this device must accept any interference, including interference that may cause undesired operation of the device.

**NOTE:** This equipment has been tested and found to comply with the limits for a Class B digital device, pursuant to Part 15 of the FCC Rules. These limits are designed to provide reasonable protection against harmful interference in a residential installation. This equipment generates, uses and can radiate radio frequency energy and, if not installed and used in accordance with the instructions, may cause harmful interference to radio communications.


However, there is no guarantee that interference will not occur in a particular installation. If this equipment does cause harmful interference to radio or television reception, which can be determined by turning the equipment off and on, the user is encouraged to try to correct the interference by one or more of the following measures:

- Reorient or relocate the receiving antenna.
- Increase the separation between the equipment and receiver.
- Connect the equipment into an outlet on a circuit different from that to which the receiver is connected.
- Consult the dealer or an experienced radio/TV technician for help.

FCC ID 2AFYZ-HBRESTPLUS / IC 23920-HBRESTPLUS

**Read More About This Manual & Download PDF:**

## Documents / Resources

	<p><a href="#">Hatch Baby Rest+ Sound Machine</a> [pdf] User Guide Rest, Sound Machine, Rest Sound Machine</p>
---	--

## References

-  [Better Sleep for Everyone | Hatch](#)

Manuals+.