



[Home](#) » [Support](#) » **Hasipu DP364 32IN Bluetooth Lighted Mirror User Manual** 

Contents [[hide](#)]

- [1 Hasipu DP364 32IN Bluetooth Lighted Mirror](#)
- [2 INTRODUCTION](#)
- [3 SPECIFICATIONS](#)
- [4 WHAT'S IN THE BOX](#)
- [5 FEATURES](#)
- [6 SETUP GUIDE](#)
- [7 CARE & MAINTENANCE](#)
- [8 TROUBLESHOOTING](#)
- [9 PROS & CONS](#)
- [10 WARRANTY](#)
- [11 FREQUENTLY ASKED QUESTIONS](#)
- [12 References](#)

Hasipu

Hasipu DP364 32IN Bluetooth Lighted Mirror



INTRODUCTION

Listed at approximately **\$39.99** USD, the Gvnkvn 15.2" Large LED Makeup Vanity Mirror delivers a promising blend of brightness, functionality, and elegance at an affordable price. With 180 LED light beads per meter, this mirror offers far more illumination than standard models (~120 beads/m), which leads to superior light coverage and sharp visuals. With clever touch controls, you may change the brightness by long-pressing and choose from three different color temperatures: warm, natural/daylight, and cool. Your most recent lighting preference is remembered via the integrated memory feature. Precision work on details like eyeliner and brows is made possible with a removable 4 x 10 x magnification mirror. The ergonomic viewing angles are guaranteed by the 360° swivel rotation. It is a tabletop mirror that requires no installation—just plug and play—and is made with a strong aluminum frame and copper-free, silver-coated glass.

SPECIFICATIONS

Brand	Hasipu
Model / Size	DP364 – 32"L x21.7"W
Price	~USD96.38
Shape	Rectangular
Frame Material	Aluminum alloy with lacquered finish
Lighting	High-brightness LED strip (~6000 lumens, ~50,000-hour life)
Color Modes	Warm / Natural / Cool white
Brightness Control	Touch controls with 0–100% dimming
Memory Function	Remembers last mode and brightness
Bluetooth Speaker	Built-in for music playback and phone calls; LEDs flash with volume
Mounting Options	Detachable base for tabletop or wall mount using screws
USB Charging Port	Included on mirror frame
Rotation	360° swivel base for adjustable angle
Glass	Shatter-resistant mirror glass
Weight	~20lb / 9kg (approx.)
Smart Features	Flashing lights during Bluetooth playback, memory dimming


WHAT'S IN THE BOX

- Hasipu DP364 vanity mirror (fully assembled)
- Detachable mirror base
- USB power adapter/cable (for mirror lighting and USB port)


- Manual

FEATURES

- **Bluetooth Speaker with Lighting Effects:** Built-in speaker syncs flashing LED lights to your music's volume.
- **High Brightness Output:** Delivers up to 6000 lumens with a durable LED strip.




- **Three Lighting Modes:** Choose from warm, natural, or cool tones.
- **Adjustable Brightness:** Stepless dimming controlled by touch.




Long press " " button to adjust light brightness

- **Smart Memory Function:** Remembers your last used light mode and brightness level.
- **360° Rotating Mirror:** Easily swivels for the best viewing angle.
- **Versatile Mounting Options:** Use it on a tabletop or mount it on the wall.
- **Built-in USB Charging Port:** Conveniently charge your phone or other devices.



- **Anti-Glare Mirror Glass:** Offers clear, high-definition reflection without harsh light.
- **Premium Frame Material:** Made from aluminum alloy with a sleek lacquered finish.
- **Modern Design:** Clean and elegant white finish to match any space.
- **Long-Lasting LEDs:** LED strip provides around 50,000 hours of use.
- **Perfect Gift Option:** Great for makeup lovers or tech-savvy users.
- **Music-Synced Light Effects:** LEDs flash in rhythm with audio when connected via Bluetooth.



SETUP GUIDE

- **Unpack Carefully:** Take the mirror and all parts out of the box.
- **Choose Mounting Style:** Decide whether to place it on a table or mount it on a wall.
- **Tabletop Installation:** Attach the base using the included screws.
- **Wall Installation:** Remove the base and use wall screws to hang it using the rear keyhole slots.
- **Connect Power:** Plug the USB cable into both the mirror and a wall outlet.
- **Power On:** Touch the power button to turn on the lights.
- **Select Light Mode:** Tap the mode button to switch between warm, natural, or cool tones.
- **Adjust Brightness:** Press and hold the brightness control to dim or brighten the light.
- **Bluetooth Pairing:** Connect your device to the mirror's Bluetooth speaker.
- **Music Effects:** Enjoy LED light flashes that react to your music's volume.
- **Adjust Viewing Angle:** Rotate the mirror for your best angle.

- **Automatic Memory:** The mirror saves your settings for next time.
- **Charge Devices:** Use the built-in USB port to power your phone or tablet.

CARE & MAINTENANCE

- **Unplug Before Cleaning:** Always disconnect power before any maintenance.
- **Use a Microfiber Cloth:** Gently clean the mirror with a soft cloth.
- **Apply Cleaner Safely:** Spray glass cleaner on the cloth, not directly on the mirror.
- **Clean Frame Gently:** Avoid using harsh chemicals on the aluminum frame.
- **Keep Buttons Dry:** Ensure touch controls remain clean and moisture-free.
- **Dust Regularly:** Wipe down the mirror and LED strip to maintain clarity.
- **Check USB Port:** Keep it free from lint or dust.
- **Handle with Care:** Don't place heavy objects on the mirror or base.
- **Avoid Humidity:** Keep the unit in a dry, indoor environment.
- **Watch Edges:** Be cautious with the mirror's sharp glass edges.
- **Swivel Gently:** Don't over-rotate the base to prevent damage.
- **Secure Base:** Occasionally tighten the screws if using on a table.
- **Protect from Sun:** Keep out of prolonged direct sunlight to preserve LED life.
- **Unplug When Idle:** Disconnect power if not used for long periods.

TROUBLESHOOTING

Issue	Possible Fix
Mirror doesn't turn on	Check power connection; ensure adapter firmly plugged
Touch control unresponsive	Wipe and dry surface; unplug then reconnect
Color mode not changing	Use quick tap for mode change; long-press adjusts brightness only
Speaker not pairing	Enable Bluetooth on device; select ["Hasipu Mirror"] from list

Issue	Possible Fix
LEDs don't flash with music volume	Increase music volume or reposition mirror relative to speaker
Mirror wobbles when swiveled	Check that base is on level surface; tighten base screws if tabletop mount
Brightness resets after unplugging	Memory function only for light, not speaker pairing
USB port not charging device	Check cable orientation; try alternate USB cable
Auto-off?	Mirror lacks auto-off; remember to turn off manually
Glass scratched or foggy	Clean with microfiber; avoid abrasive pads

PROS & CONS

Pros:

- Rich, high-output lighting (up to 6000 lumens)
- Bluetooth speaker with playful flashing LED feedback
- Large viewing area ideal for full-face grooming
- Smart controls with memory and dimming functions
- Versatile tabletop or wall-mount design

Cons:

- Quite heavy—may require sturdy wall anchor or surface
- Stand can feel slightly unstable at extreme swivel positions
- Speaker quality not professional-level audio fidelity
- USB port limited to device charging only
- Requires constant power outlet connection; not cordless

WARRANTY

The Hasipu DP364 mirror comes with a **comprehensive warranty** (typically covering manufacturing defects and missing components) along with **24/7 customer service support**. Installation instructions and warranty details are included in the documentation.

FREQUENTLY ASKED QUESTIONS

How do I connect my phone to the Hasipu DP364 Bluetooth Lighted Mirror?

To connect, enable Bluetooth on your phone, search for nearby devices, and select the mirror's Bluetooth name. A successful connection allows music playback and call handling.

What should I do if the Bluetooth speaker on my Hasipu DP364 mirror isn't working?

Ensure Bluetooth is enabled on your device. Restart both your phone and the mirror. If issues persist, unpair and re-pair the devices.

How many light color modes does the Hasipu DP364 LED Makeup Mirror support?

The Hasipu DP364 mirror features 3 lighting modes: warm, natural, and cold white. You can cycle through them using the left touch button.

Can the brightness of the Hasipu DP364 Lighted Mirror be adjusted?

Yes, press and hold the right touch button to adjust brightness between 0 and 100 degree, allowing for a customized lighting experience.

Can the Hasipu DP364 mirror be wall-mounted?

It supports both tabletop and wall-mounted installations. Remove the base with a screwdriver and use the back holes to hang it.

Can I charge my phone using the Hasipu DP364 mirror?

It features a built-in USB port that allows for convenient phone or device charging while you use the mirror.

Is the Hasipu DP364 Bluetooth Mirror safe to use in bathrooms?

It is not waterproof. Keep it away from water and steam to avoid damage or electrical hazards.

References

- [User Manual](#)

 32IN Bluetooth Lighted Mirror, B0C7QMS5QX, DP364, HASIPU, Hasipu DP364, user

 HASIPU manual

Leave a comment

Your email address will not be published. Required fields are marked *

Comment *

Name

Email

Website

☐ Save my name, email, and website in this browser for the next time I comment.

Post Comment

Search:

e.g. whirlpool wrf535swhz

Search

[Manuals+](#) | [Upload](#) | [Deep Search](#) | [Privacy Policy](#) | [@manuals.plus](#) | [YouTube](#)

This website is an independent publication and is neither affiliated with nor endorsed by any of the trademark owners. The "Bluetooth®" word mark and logos are registered trademarks owned by Bluetooth SIG, Inc. The "Wi-Fi®" word mark and logos are registered trademarks owned by the Wi-Fi Alliance. Any use of these marks on this website does not imply any affiliation with or endorsement.