



Hasbro F7232 Transformers Studio Series Deluxe 97 Airazor Converting Action Figure Instructions

[Home](#) » [Hasbro](#) » Hasbro F7232 Transformers Studio Series Deluxe 97 Airazor Converting Action Figure Instructions 

Contents

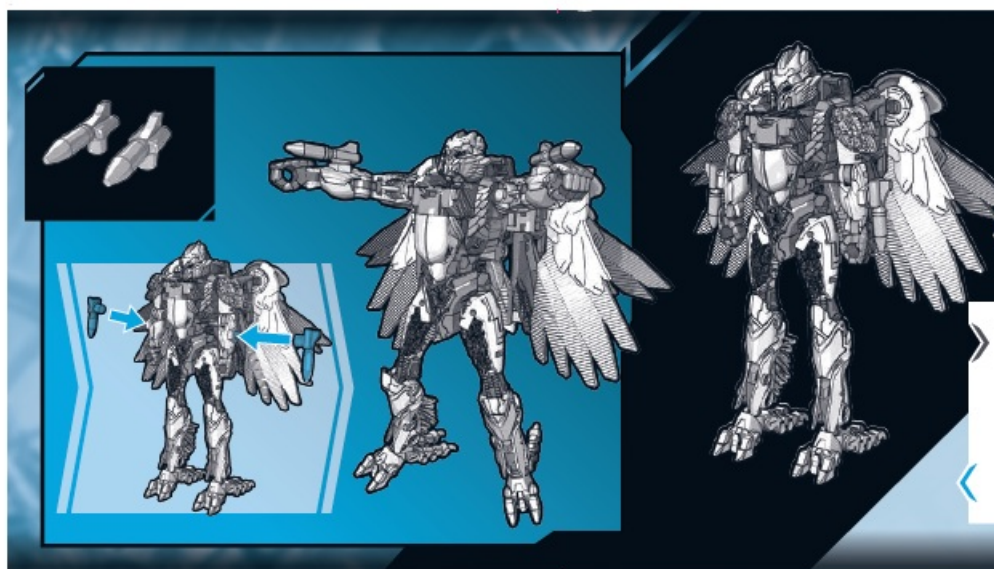
- [1 Hasbro F7232 Transformers Studio Series Deluxe 97 Airazor Converting Action Figure](#)
- [2 WHAT IN BOX](#)
- [3 RE-ASSEMBLE](#)
- [4 Documents / Resources](#)
- [5 Related Posts](#)




Hasbro F7232 Transformers Studio Series Deluxe 97 Airazor Converting Action Figure



WHAT IN BOX




RE-ASSEMBLE



Retain instructions for future reference. Manufactured under license from TOMY Company, Ltd. TAKARATOMY logo is the property of Tomy Company, Ltd. TRANSFORMERS and HASBRO and all related trademarks and logos are trademarks of Hasbro, Inc. © 2023 Hasbro.

Documents / Resources

	<p>Hasbro F7232 Transformers Studio Series Deluxe 97 Airazor Converting Action Figure [pdf] Instructions</p> <p>F7232 Transformers Studio Series Deluxe 97 Airazor Converting Action Figure, F7232, Transformers Studio Series Deluxe 97 Airazor Converting Action Figure, Studio Series Deluxe 97 Airazor Converting Action Figure, Airazor Converting Action Figure, Converting Action Figure</p>
---	---