



HARPER gaming GM-A05 GREMLIN Game Mouse User Manual

[Home](#) » [HARPER gaming](#) » HARPER gaming GM-A05 GREMLIN Game Mouse User Manual 

Contents

- [1 HARPER gaming GM-A05 GREMLIN Game Mouse](#)
- [2 PRECAUTIONS MEASURES](#)
- [3 OPERATING CONDITIONS](#)
- [4 DEVICE MOUSE](#)
- [5 INSTALLATION](#)
 - [5.1 LED LIGHT CONTROL](#)
- [6 TECHNICAL PARAMETERS](#)
- [7 Documents / Resources](#)
- [8 Related Posts](#)



HARPER gaming GM-A05 GREMLIN Game Mouse



Thank You for choosing products HARPER GAMING. Before you start using the product, read the operating instructions and save them in case you have any questions about the maintenance of the product.

PRECAUTIONS MEASURES

1. Do not disassemble the device yourself, it may cause malfunctions.
2. In case of problems, contact an authorized service center.
3. Do not leave the device and accessories unattended. Keep them out of the reach of children and pets. Small parts of the device can cause suffocation.
4. The equipment is designed to work in residential and commercial areas, public places, industrial areas with low and medium power consumption, without exposure to harmful and dangerous production factors. The equipment is designed for operation without the constant presence of maintenance personnel.
5. Terms and conditions of transportation (transportation): The equipment must be transported in its original packaging in covered vehicles by any means of transport.
6. Protect the device from moisture, do not touch it with wet hands and do not immerse it in water.

PURPOSE

The product is designed to control the cursor and select commands on the computer.

OPERATING CONDITIONS

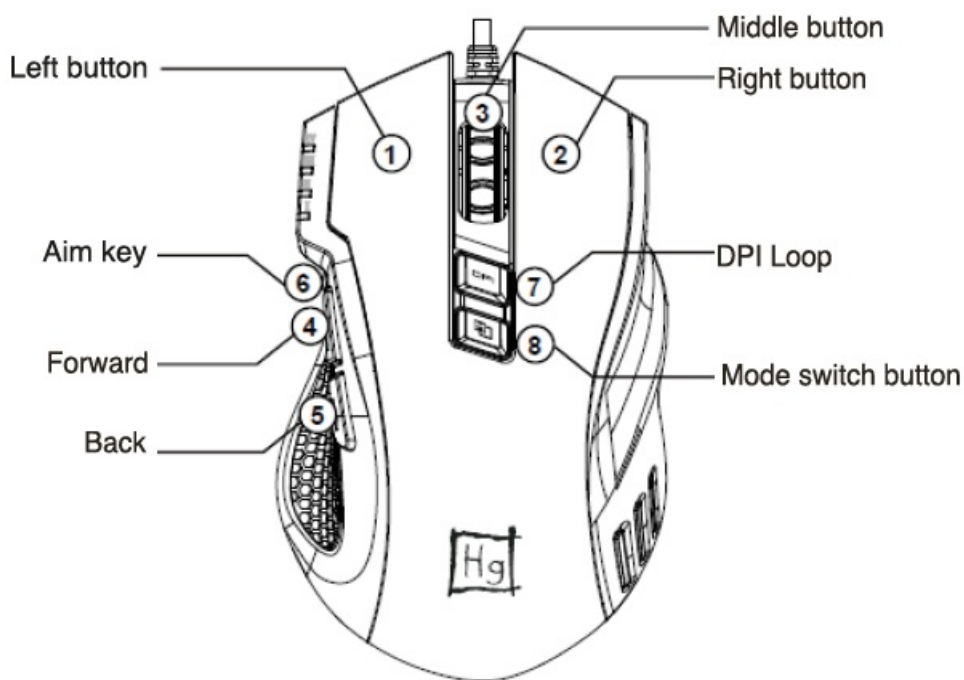
- The product must be stored in the manufacturer's preservation (packaging) in a room protected from atmospheric precipitation.
- The storage temperature range: from 0°C to +40 °C.
- Storage relative humidity range: up to 70%, non-condensing.
- Transport temperature range: 0°C to +40 °C at a relative humidity of up to 70%, non-condensing.
- The product must be transported in its original packaging in covered vehicles by any means of transport.
- The product is sold through a retail network.
- Disposal of this product at the end of its service life must be carried out in accordance with the requirements of all state regulations and laws.
- Technical specifications are subject to change by the manufacturer without prior notice.
- The product must only be used for its intended purpose. The manufacturer is not responsible for any breakage,

damage or malfunction of the product if it was used incorrectly.

PICKING

- Gaming mouse – 1 pc.
- User manual – 1 pc.
- Warranty card – 1 pc .

DEVICE MOUSE



1. Left button
2. Right button
3. Middle button
4. Forward
5. Back
6. Aim key
7. DPI Loop
8. Mode switch button

INSTALLATION

Insert the cable into the computer's USB port. After successful detection, the mouse is ready to work.

DRIVER INSTALLATION

The driver can be found on the website harper.ru or harper.game

Note

Before installing the driver, make sure that the mouse is connected to the computer

MOUSE SETTINGS

Customize the functions of your mouse according to your specific requirements in each game.

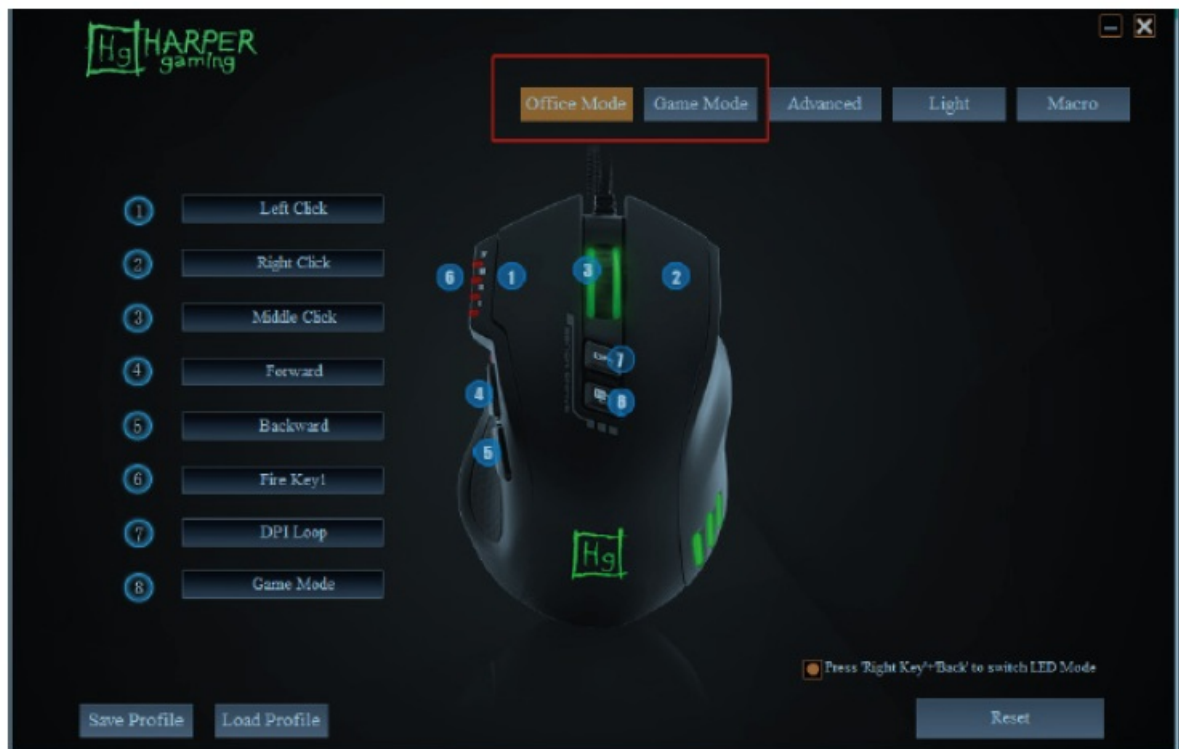


Button Assignment

You can assign different functions to your mouse buttons, to get better and faster control. Program single and combined key commands, screen-shot function, shortcut operation, multimedia functions, etc .



MODE CHOICE



Press (8) to change working modes. When press, different color identify different modes, details as below:

- White means “Office Mode”;
- Purple means “Game Mode”;

Under different modes, only the button (6), (8) function is difference.

- Under Game Mode: (6) Fire Key;
- Under Office Mode: (6) Aim Key;

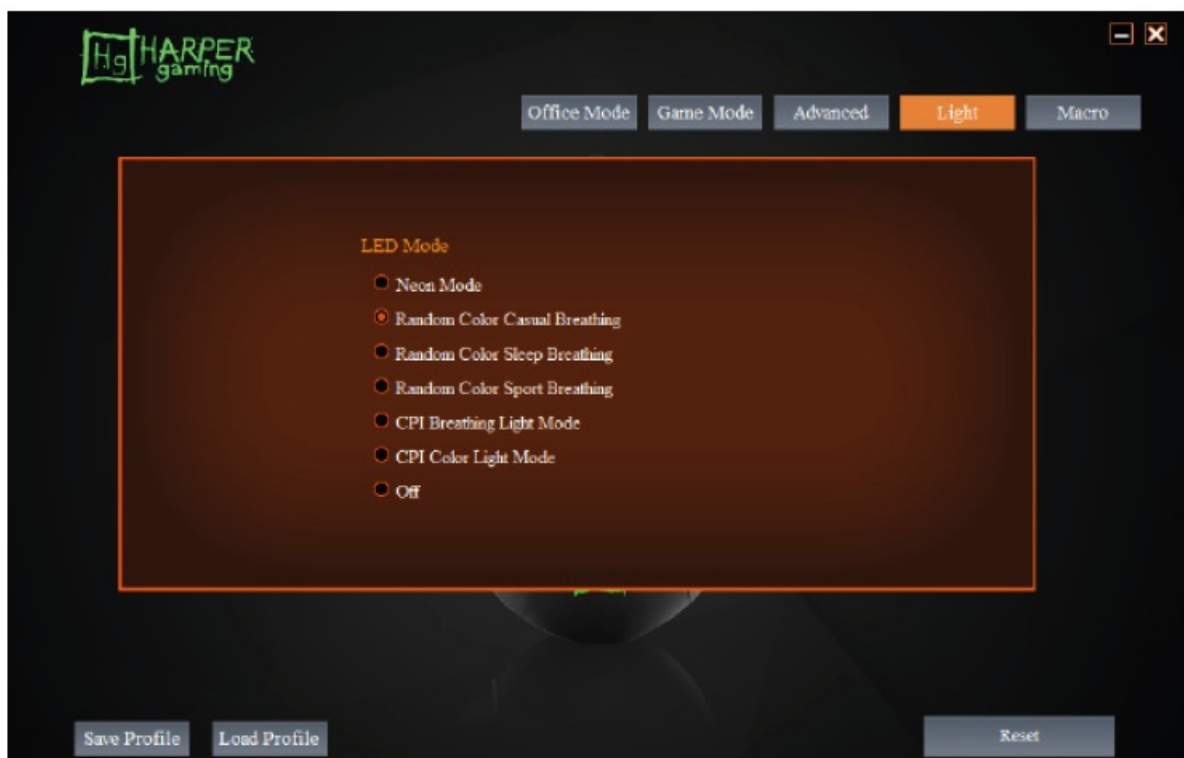
Macro Explorer

Assign a command or a series of commands to your mouse buttons for faster operations in each game you play. You can add a delay between commands to match your operation well.



LED LIGHT CONTROL

The color and lighting mode of the customizable 16-million-color breathing light can be adjusted through the drive. There are 6 different lighting modes for choice and you can switch off the back lighting.



USE CONDITIONS

The optical mouse is suitable for working on surfaces of different color and different materials, such as wood, paper, cloth, etc., but not suitable for smooth glass or mirror surface. It is recommended to use a mouse pad to work on such surfaces.

TECHNICAL PARAMETERS

- Product size: 125*78*43 mm
- Weight: 164 g
- Numbers of Button: 8
- Chipset: Sunplus 6651
- Optical Resolution: 6400 dpi
- Report Rate: 125-250-500-1000 Hz
- Acceleration: 22.5 G/s
- JPS Speed: 66 inch/s
- Scanning Frequency: 6000 FPS
- Compatibility System PC: Windows 2000/XP/Nista/7/8/10
- Plug type: USB
- Cable length: 1.8 m

Note.

In accordance with the constant improvement of technical characteristics and design, it is possible to make changes without prior notice.

DISPOSAL INFORMATION

This device is designed and manufactured from high-quality materials and components that can be recycled and reused. This symbol means that electrical and electronic equipment must be disposed of separately from household waste after use.



Note.

This product does not contain precious metals.

Gaming mouse GM-A05

The products passed all the assessment procedures established in the technical regulations of the Customs Union and the Eurasian Economic Union.

The product complies with all necessary technical regulations of Eurasian Community. Detailed information about product certification, technical regulations, certificate number and date, validity period, issuing organization you can find on the website www.harper.game or by calling technical support 8-800-600-7107

life duration of product: 24 months

Warranty period: 12 months

Warranty service is provided on the base of warranty card that goes together with the product. Warranty card and User manual are inevitable parts of the product. For additional information about the product and authorized service centers, you may find at www.harper.game or by telephone 8-800-600-7107.

Manufacture: Harper International Trading limited 15F, Radio City, 505 Hennessy Road, Causeway Bay, Hong Kong

Made in PRC

Importer: LLC «Progress-Plyus»,App.11, floor 2, Build.SO, k.1, Udaltsova Str., Moscow, Russia, 119607, tel: +74951330210, info@harper.ru

Documents / Resources



[HARPER gaming GM-A05 GREMLIN Game Mouse](#) [pdf] User Manual
GM-A05 GREMLIN Game Mouse, GM-A05, GREMLIN Game Mouse, Game Mouse, Mouse