



Hard Head 019959 Mouse Repeller Instruction Manual

[Home](#) » [Hard Head](#) » Hard Head 019959 Mouse Repeller Instruction Manual 

Contents

- 1 [Hard Head 019959 Mouse Repeller](#)
- 2 [OPERATING INSTRUCTIONS](#)
- 3 [SAFETY INSTRUCTIONS](#)
- 4 [SYMBOLS](#)
- 5 [TECHNICAL DATA](#)
- 6 [DESCRIPTION](#)
- 7 [USE](#)
- 8 [MAINTENANCE](#)
- 9 [Documents / Resources](#)
 - 9.1 [References](#)
- 10 [Related Posts](#)



Hard Head 019959 Mouse Repeller



OPERATING INSTRUCTIONS






Important! Read the user in-structions carefully before use. Save them for future reference. (Translation of the original in-structions)

SAFETY INSTRUCTIONS

WARNING! Incorrect connection or excessively high supply voltage can result in a risk of electric shock.

- Check that the mains voltage corresponds to the rated voltage on the type plate.
- Always connect the product to an easily accessible power point so that the plug can quickly be pulled out in the event of a fault.
- Do not use the product if it is damaged, or not working properly.
- Never open the casing on the product.
- Never immerse the product in water or any other liquid.
- Do not touch the plug with wet hands.
- Connect the product directly to a power point. Do not use an extension cord.
- Keep the product away from naked flames and other sources of heat.
- This product can be used by children from 12 years of age and by persons with physical, sensorial or Incorrect connection or excessively high supply voltage can result in a risk of electric shock.
- Store the product out of the reach of children under 12.

SYMBOLS

	Read the instructions.
	Double insulation (safety class II), does not need to be earthed.
	Only intended for indoor use.
	Approved in accordance with the relevant directives.
	Recycle discarded product in accordance with local regulations.

TECHNICAL DATA

- **Rated voltage:** 230 V ~ 50 Hz
- **Frequency:** 20–100 kHz
- **Power consumption:** 1 W
- **Effective range:** 60 m²
- **Size:** 9.5 x 7 x 5 cm

DESCRIPTION

The product uses ultrasound to scare away mice, rats and other pests. Ultrasound has a frequency of 20 kHz to 1.6 GHz and is inaudible for human beings. Ultrasound waves are reflected by walls and floors, without penetrating them. The greater the echo effect in a room, the greater the distribution of the sound waves. Thick carpets absorb the sound waves. Connect the product to a power point where it is not blocked by curtains or furniture. The product should be plugged in continuously for best effect. Frequency range 20 to 100 kHz.

NOTE: Observe pets during the first few hours the product is in use. Pets can be restless during the first few hours, but should then behave normally again. Stop using the product if your pets continue to behave abnormally.



1. Plug
2. Power switch for night light
3. Ultrasound outlet
4. Status light
5. Night light

USE

1. Plug the plug into a power point. The status light goes on and there is a faint clicking to show that the ultrasound function is activated.
2. To switch on the night light, put the switch in position I. The switch only controls the night light, not the ultrasound function.
3. Pull out the plug to deactivate the ultrasound function.

MAINTENANCE

WARNING! Pull out the plug before cleaning.

- Clean the product with a soft, dry cloth. The ultrasound outlet can be cleaned with a soft brush.

Important! Read the user instructions carefully before use. Save them for future reference. Julia reserves the right to make changes. For latest version of operating instructions, see www.jula.com

JULA AB, BOX 363, SE-532 24 SKARA

© Julia AB 2022-03-17

Documents / Resources

