



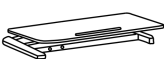



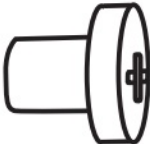

# HapYard GT-01 Standing Desk Converter Instruction Manual

[Home](#) » [HapYard](#) » HapYard GT-01 Standing Desk Converter Instruction Manual 

## Hap Yard GT-01 Standing Desk Converter Instruction Manual



### Components

	A	B	C	D	E	F
!		 x1	 x1	 x6	 x6	 x2

## Contents

### 1 MOUNTING INSTRUCTIONS

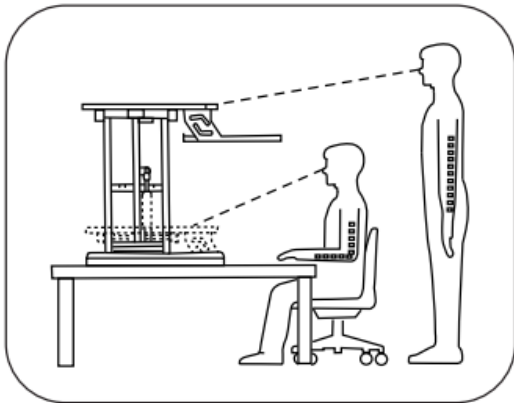
### 2 Warranty Information


### 3 Documents / Resources

#### 3.1 References

### 4 Related Posts

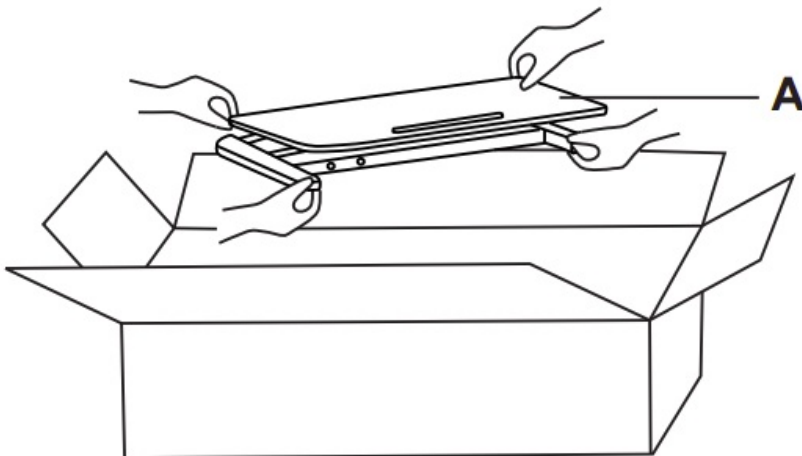
## MOUNTING INSTRUCTIONS

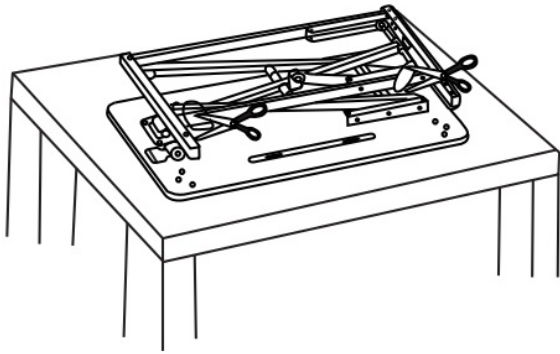
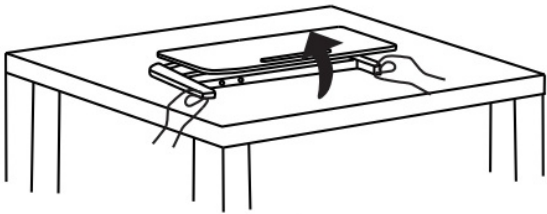


1.  Flip the desktop, loosen the cable tie


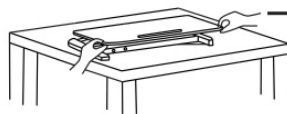
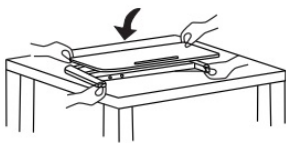
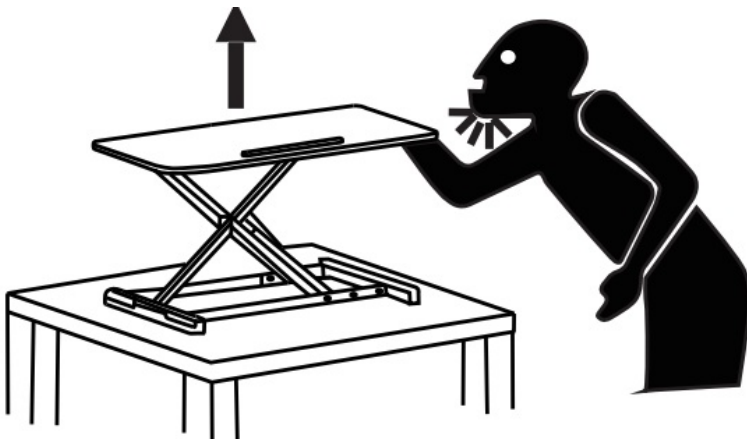


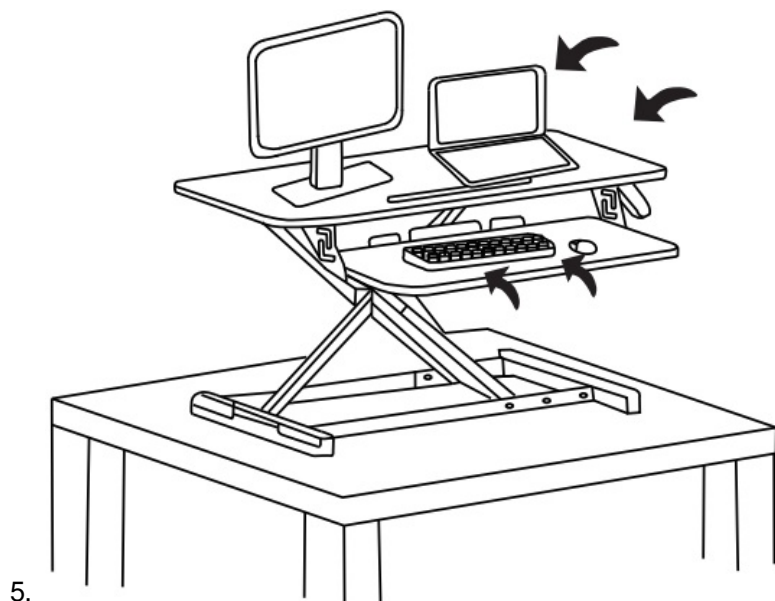
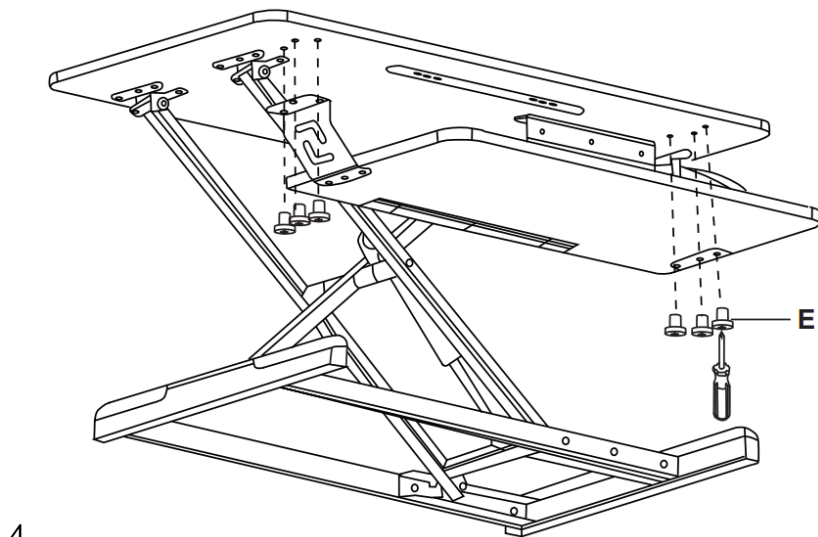
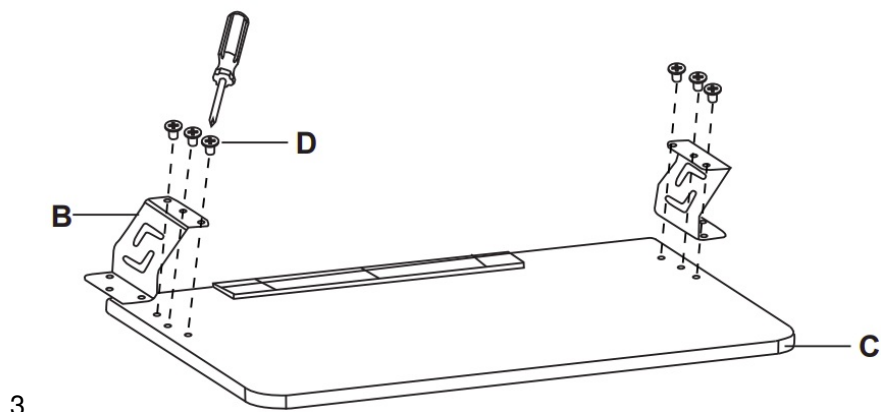
When unpacking the product, be sure to hold the bottom of the tabletop with both hands. Do not force the tabletop by one side, which may cause the tabletop becomes unbalanced with the bottom structure






Warning: Impact Hazard! Moving parts may cause crashes and cuts.






6.  Keep monitor and laptop base fully on the worksurface. Hanging off any part of base or standing by the edge may result in property damage and/or personal injury



Leave enough slack in cable to allow for full range of vertical motion (19.3"/49cm). Failure to heed this warning may result in property damage and/or personal injury.



Raise worksurface slowly. Raising worksurface too fast may create an unstable situation resulting in property and/or personal injury.





To avoid potential risks to pinch cables, it is important to follow the cable routing instructions described in this manual. Failure to follow these instructions may result in products damage or personal injury.



## **WARNING**

### **PINCH POINT**

DO NOT place hands on or near support bars. Pinch points are created during lifting and lowering the worksurface. Failure to follow these instructions may result in serious personal injury

## **Warranty Information**



### **Warranty Period:**

This product is warranted to be free from defects in materials and workmanship for a period of (1)ONE YEAR for products from the date of original purchase.



**Note:** The accessories are not covered by the warranty.



### **This Warranty SHALL NOT be Applicable in the Following Cases:**

- Accident, misuse, abuse, or alteration of the product;
- Serving by unauthorized persons;
- Use with unauthorized accessories;
- Connecting it to incorrect current and voltage;
- Wrapping cord around the product causing premature wear and breakage;
- Any other conditions beyond our control.

No responsibility, obligations, or liability is assumed for the installation or maintenance of the product.

1. The product is produced through strict quality management and inspection.
2. If any malfunction occurs in normal use, the consumer can enjoy free warranty service with the warranty card in the purchasing store or our repair center.
3. The product is only guaranteed when provided with the warranty card instead of the invoice.
4. The following situations are not covered by the warranty.

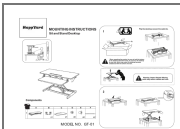


- Damages caused by repair or reformation not approved by our company.
- Damages caused by false or neglectful use, or by accidents.
- Damages caused by natural disasters or abnormal voltage.
- image caused by ignoring the precautions specified in the user manual.

# HappyYard

---

## Documents / Resources



[HappyYard GT-01 Standing Desk Converter](#) [pdf] Instruction Manual  
GT-01 Standing Desk Converter, GT-01, Standing Desk Converter, Desk Converter, Converter

## References

- [User Manual](#)