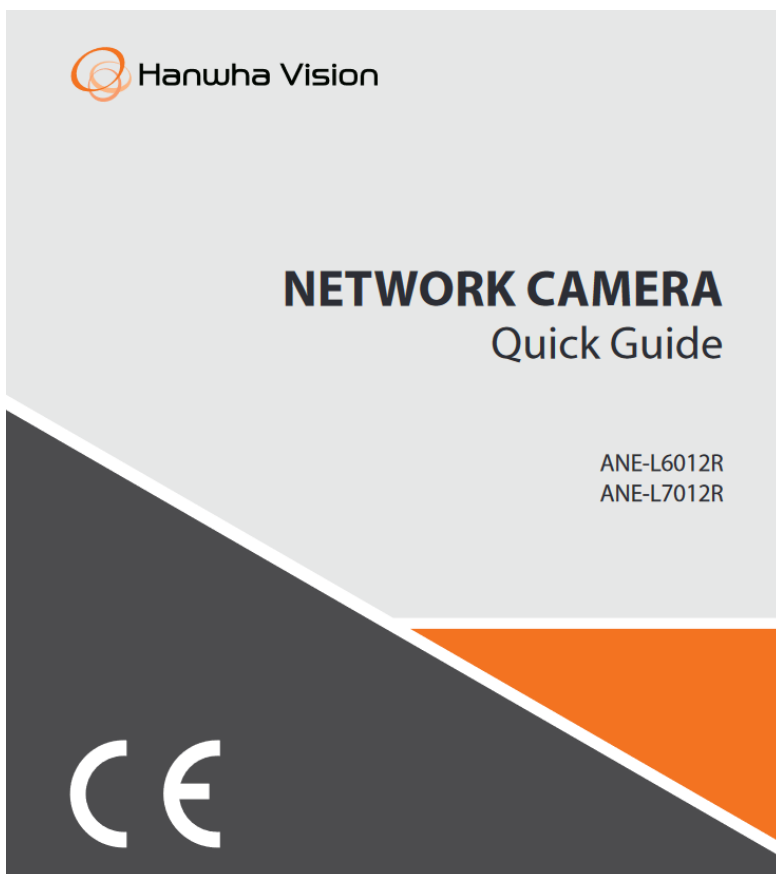




Hanwha Vision ANE-L6012R Network Camera User Guide

[Home](#) » [Hanwha Vision](#) » Hanwha Vision ANE-L6012R Network Camera User Guide 

Hanwha Vision ANE-L6012R Network Camera User Guide



Important

Please check 'Manuals' from our website, before connecting to the Supply,
<https://www.hanwhavision.com/en/download-data>

Warranty

Please check "Product warranty information" from our website.

We recommend to use the officially compatible VMS version or latest Hanwha NVR version when integrating with VMS or Hanwha NVR



Hanwha Vision cares for the environment at all product manufacturing stages, and is taking measures to provide customers with more environmentally friendly product.

The Eco mark represents Hanwha Vision's devotion to creating environmentally friendly products, and indicates that the product satisfies the EU RoHS Directive.



Correct Disposal of This Product (Waste Electrical & Electronic Equipment)

(Applicable in the European Union and other European countries with separate collection system)

This marking on the product, accessories or literature indicates that the product and its electronic accessories (e.g. charger, headset, USB cable) should not be disposed of with other household waste at the end of their working life. To prevent possible harm to the environment or human health from uncontrolled waste disposal, please separate these items from other types of waste and recycle them responsibly to promote the sustainable reuse of material resources.

Household users should contact either the retailer where they purchased this product, or their local government office, for details of where and how they can take these items for environmentally safe recycling.

Business users should contact their supplier and check the terms and conditions of the purchase contract. This product and its electronic accessories should not be mixed with other commercial wastes for disposal.



Correct disposal of batteries in this product

(Applicable in the European Union and other European countries with separate battery return systems.)


This marking on the battery, manual or packaging indicates that the batteries in this product should not be disposed of with other household waste at the end of their working life. Where marked, the chemical symbols Hg, Cd or Pb indicate that the battery contains mercury, cadmium or lead above the reference levels in EC Directive 2006/66. If batteries are not properly disposed of, these substances can cause harm to human health or the environment

To protect natural resources and to promote material reuse, please separate batteries from other types of waste and recycle them through your local, free battery return system.

Contents

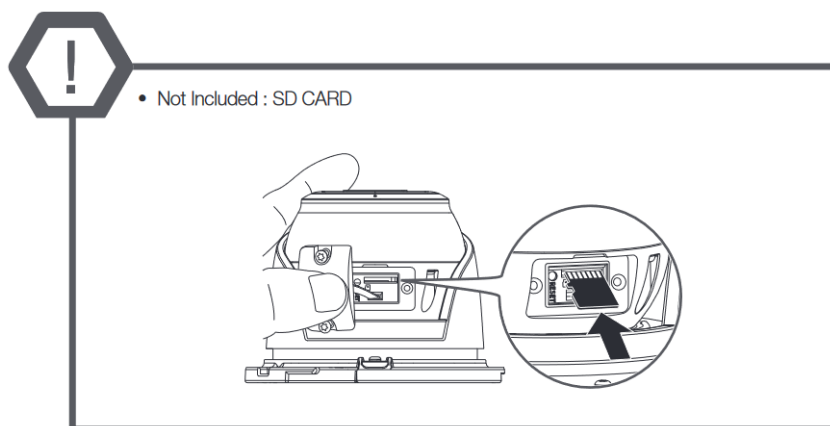
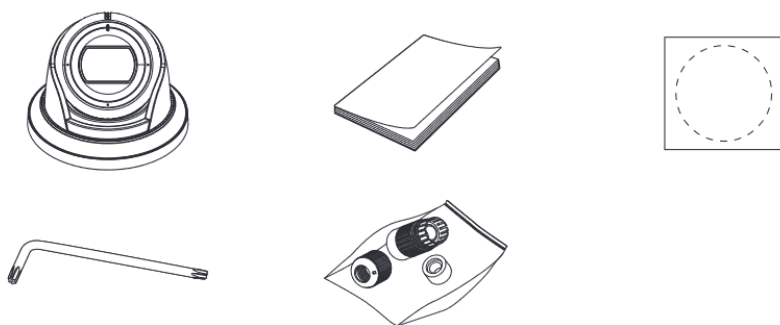
- 1 SAFETY INFORMATION**
- 2 COMPONENT**
- 3 INSTALLATION**
- 4 PASSWORD SETTING**
- 5 LOGIN**
- 6 Documents / Resources**
 - 6.1 References**

SAFETY INFORMATION



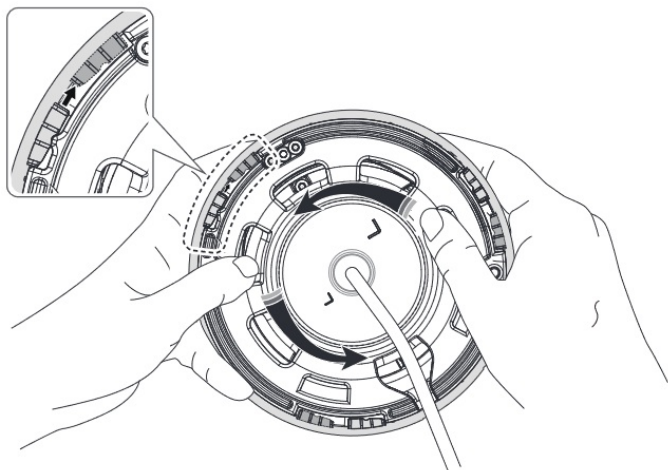
COMPONENT

As for each sales country, accessories are not the same.

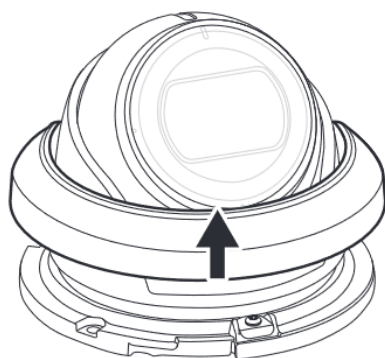


INSTALLATION

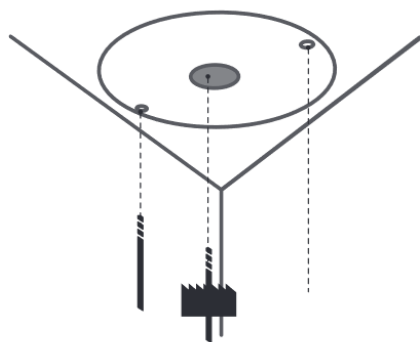
1



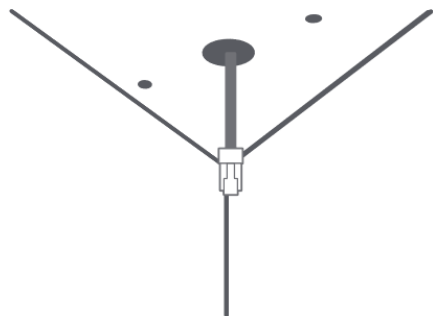
2



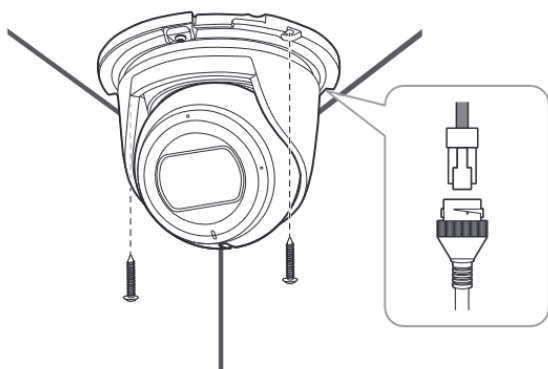
3



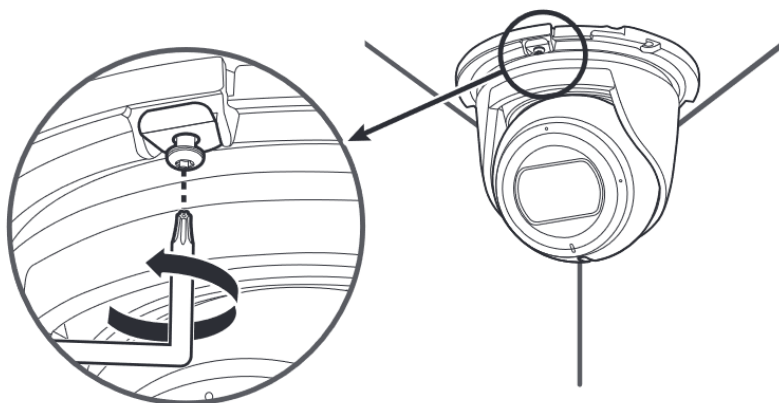
4



5



6

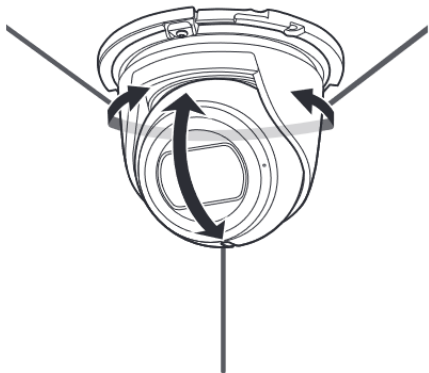


7

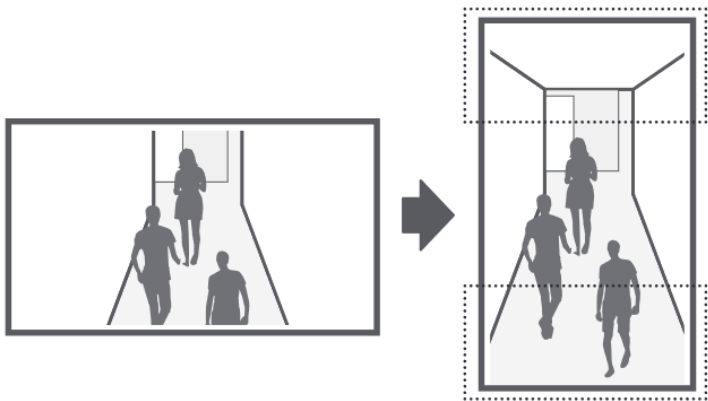
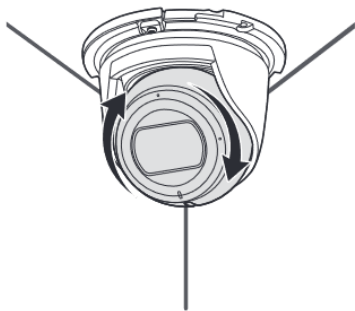




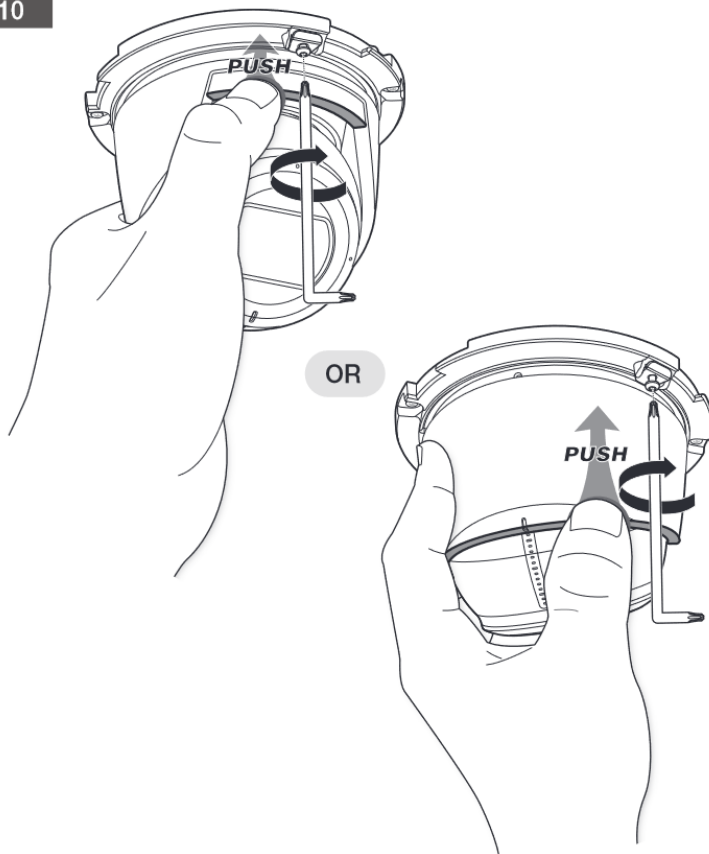
8



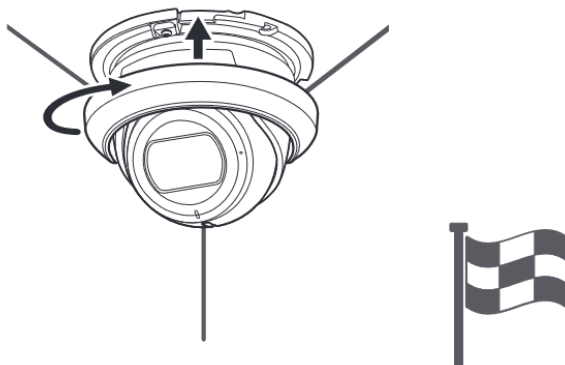
9



10



11



PASSWORD SETTING

When you access the product for the first time, you must register the login password.

Administrator password change

New password

Confirm new password

- If the password is 8 to 9 characters long, it must include at least 3 of the following character types: English uppercase letters, English lowercase letters, numbers, and special characters.
- If the password is 10 characters or longer, it must include at least 2 of the following character types: English uppercase letters, English lowercase letters, numbers, and special characters.
- ID may not be used as password. The password and ID cannot be identical.
- The following special characters can be used: ~ !@#\$%^&*()_+={}|~`<>.,/?
- You may not use more than 4 consecutive characters. (example: 1234, abcd, etc.)
- You may not use the same character 4 or more times consecutively. (example: !!!!, 1111, aaaa, etc.)

Apply



- For a new password with 8 to 9 digits, you must use at least 3 of the following: uppercase/ lowercase letters, numbers and special characters. For a password with 10 to 15 digits, you must use at least 2 types of those mentioned.
 - Special characters that are allowed. :
~`!@#\$%^&*()_-=+{}|\\;:“<>.,?/
- Space is not allowed for password.
- For higher security, you are not recommended to repeat the same characters or consecutive keyboard inputs for your passwords.
- If you lost your password, you can press the [**RESET**] button to initialize the product. So, don't lose your password by using a memo pad or memorizing it.

LOGIN

Whenever you access the camera, the login window appears.
Enter the User ID and password to access the camera.

1. Enter “**admin**” in the <**User Name**> input box.
2. Enter the password in the <**Password**> input field.
3. Click [**Sign in**].



microSD, microSDHC, and microSDXC Logos are trademarks of SD-3C LLC. microSD, microSDHC, microSDXC are trademarks or registered trademarks of SD-3C, LLC in the United States, other countries or both.



To be used for its intended purpose under normal conditions
Service life: 7 years.

Türkiye Distributor

EDS Electronic Support Industry and Trade Ltd. Ltd.
Majlis Mah. Teraziler Cad. Fan Sk. (Old one is Kılıç Sk.) No: 4 Sancaktepe / Istanbul / Türkiye
Tel +90.216.313.25.15

ENTES ELECTRONIC DEVICES MANUFACTURING AND TRADE. Inc.
Dudullu Org.San.Reg. 1st Street No:23 34776 Ümraniye / Istanbul / Türkiye
Tel +90.216.313.01.10


TEKNOMAKS TECHNOLOGY / TEKNOMAKS BİLİSİM

MERDIVENKOY MAH. DIKYOL STR. BUSINESS ISTANBUL No:2, Floor:7, D:B67, 34732 Kadıköy / Istanbul /
Türkiye
Tel +90.212.217.54.22

Average life of the device recommended by the Ministry of Commerce
Similar declaration that the device complies with EEE regulations



Documents / Resources

	Hanwha Vision ANE-L6012R Network Camera [pdf] User Guide ANE-L6012R Network Camera, ANE-L6012R, Network Camera, Camera
--	---

References

-  [Warranty : Hanwha Vision - Global Vision Solution Provider](#)
- [User Manual](#)

Manuals+ Privacy Policy

This website is an independent publication and is neither affiliated with nor endorsed by any of the trademark owners. The "Bluetooth®" word mark and logos are registered trademarks owned by Bluetooth SIG, Inc. The "Wi-Fi®" word mark and logos are registered trademarks owned by the Wi-Fi Alliance. Any use of these marks on this website does not imply any affiliation with or endorsement.