



HANNA instruments HI98330 GroLine Nutrient Tester EC/TDS User Guide

[Home](#) » [HANNA instruments](#) » HANNA instruments HI98330 GroLine Nutrient Tester EC/TDS User Guide 

Contents

- [1 HANNA instruments HI98330 GroLine Nutrient Tester EC/TDS](#)
- [2 HI98330 Nutrient Tester EC/TDS](#)
- [3 Package Contents](#)
- [4 Main Features](#)
- [5 Operational Guidelines](#)
- [6 EC Sensor Cleaning](#)
- [7 Documents / Resources](#)
- [8 Related Posts](#)



HANNA instruments HI98330 GroLine Nutrient Tester EC/TDS



HI98330 Nutrient Tester EC/TDS

Dear Customer,

Thank you for choosing Hanna Instruments. For more information about Hanna Instruments and our products, visit www.hannainst.com or e-mail us at sales@hannainst.com. For technical support, contact your local Hanna Instruments office or e-mail us at tech@hannainst.com.

Please scan the QR code or use the link below to download the user manual.

<https://manuals.hannainst.com/HI98330>



Package Contents

- HI98330
- Quick reference guide & instrument quality certificate

Note: Save all packing material. Any damaged or defective item must be returned in its original packing material with the supplied accessories.

Main Features

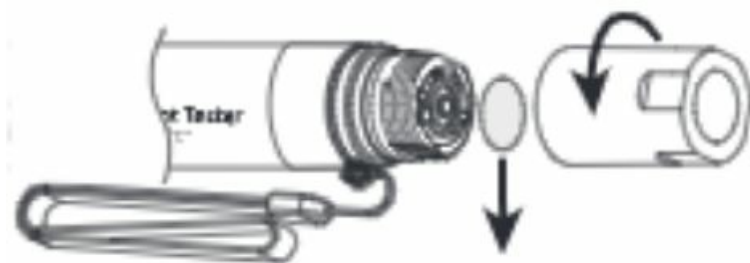
- IP67 waterproof and floating design
- Rugged and doubles as a stirring stick
- No user calibration needed


- Battery level warning

Operational Guidelines

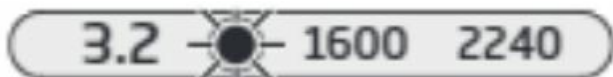
Tester removed from packing

- Rotate the battery cap counter clockwise to remove the protective film.
- Tightly screw battery cap back on.




- LEDs light up from one end to the other and back, and display battery status
6.0  3000 4200) 100 % battery

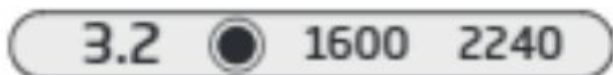
Tester placed in water




reading not stable



reading stable



read value 3.3 mS/cm

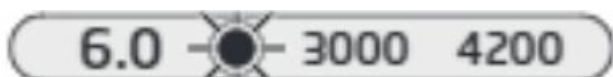


reading under range



reading over range

LEDs light up from one end to the other and back, and display battery level warning



replace batteries

EC Sensor Cleaning

- Remove the crown-shaped cap and rinse the probe
- under a stream of tap water.
- Shake excess water off.
- Leave the tester to dry out.




Hanna Instruments is committed to developing and deploying digital solutions with a positive impact on the environment and climate.



European Directives and UK standards, and our production facilities are ISO 9001 certified. H198330 is warranted for a period of six years against defects in workmanship and materials when used for its intended purpose and maintained according to instructions.
Hanna Instruments Inc,

- 584 Park East Drive, Woonsocket, RI 02895 USA
- www.hannainst.com

Documents / Resources

	<p>HANNA instruments HI98330 GroLine Nutrient Tester EC/TDS [pdf] User Guide H198330, GroLine Nutrient Tester EC TDS, HI98330 GroLine Nutrient Tester EC TDS, HI98330 GroLine Nutrient Tester, GroLine Nutrient Tester, Nutrient Tester, Tester</p>
--	---