



Hangzhou Zheben Import Export FLTSEC Smart Scale User Manual

[Home](#) » [Hangzhou Zheben Import Export](#) » Hangzhou Zheben Import Export FLTSEC Smart Scale User Manual



Contents

- 1 Hangzhou Zheben Import Export FLTSEC Smart Scale
- 2 Safety precautions
- 3 Specifications
- 4 Accuracy Range
- 5 Troubleshooting
- 6 Operating instructions
- 7 INSTALL THE LEAONE APP
- 8 INSTRUCTIONS FOR USE
- 9 Other functions
- 10 FCC STATEMENT
- 11 Documents / Resources
- 12 Related Posts

Hangzhou

Hangzhou Zheben Import Export FLTSEC Smart Scale



Caution

Safety precautions

When using a digital scale, certain basic safety precautions must be followed, including the following:

1. The Bluetooth scale should not be used to diagnose or treat any medical condition. You should consult a doctor when undertaking any diet or exercise program.
2. If you are pregnant or have a pacemaker or other internal device, you should not over-rely on the data provided by this product. All data is for reference and is not a substitute for advice from a licensed health care professional.
3. If the scale malfunctions, first check the batteries and replace if needed.
4. Check the device before each use. Do not use the device if damaged. The continuous use of a damaged unit may cause injury or improper results.

Note:

1. Scale is a high-precision measuring device. Never jump or stamp on the scale or disassemble. Please handle the scale carefully to avoid breakage.
2. Place the scale on a hard, flat surface during use. Using the scale on a soft surface like carpet or linoleum may affect the accuracy of the scale readings.
3. To ensure weighing accuracy, please gently step on the scale to wake it up and wait at least 10 seconds before weighing on the scale. You must also wake up the scale if it has been moved. Take your measurements at the same time each day to ensure the most accurate results.
4. When not in use, please remove the batteries and place the device in a dry room and protect it against extreme moisture, heat, lint, dust, and direct sunlight. Never place any heavy objects on the equipment.
5. Before using the scale, make sure you have entered all your personal data through the Leaoe app.

6. Use the scale while barefoot. The scale cannot measure body fat percentage if you're wearing shoes or socks.
7. Make sure your feet are dry before weighing yourself.
8. This scale is not waterproof; never immerse the scale in water. To clean the surface, use a damp cloth or glass cleaner. Do not use soap or other chemicals.
9. The minimum body scale starts at 3KG, which is not suitable for weighing objects smaller than 3KG.
10. Each time it is enabled, the first data is the Wake-up function, the second and third data shall prevail.
11. When the human body scale (including Bluetooth scale) is placed on the ground to display the weight of 1.3KG or 1.7KG, it is the weight of the scale itself, which is a normal phenomenon. Wait for the number to return to zero and then step on to measure your weight.

Specifications

- Size: 280x280x18mm
- Batteries: 3*1.5V AAA
- Unit: kg / lb / st
- Capacity: 180 kg/400lb
- Division: 50g/0.1lb

Accuracy Range

60kg:±0.3kg	120kg:±0.4kg	180kg:±0.5kg
132lb:±0.66lb	264lb:±0.88lb	396lb:±1.1lb

Troubleshooting



Functioning normally

No display

Change battery



Calibrating

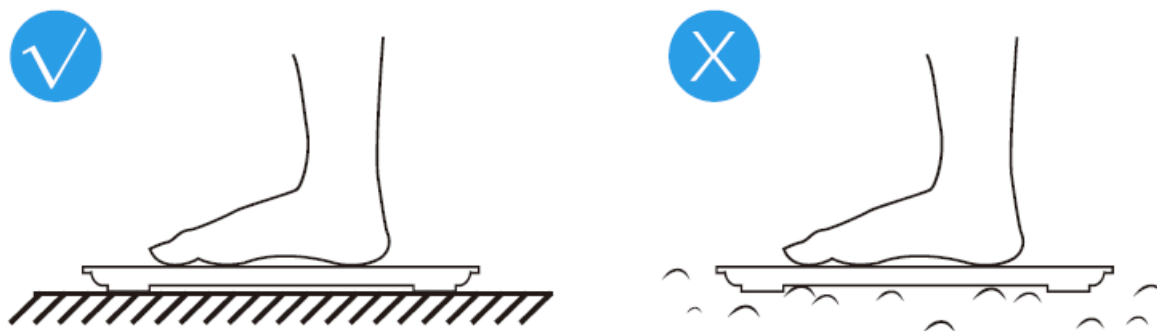


Change battery

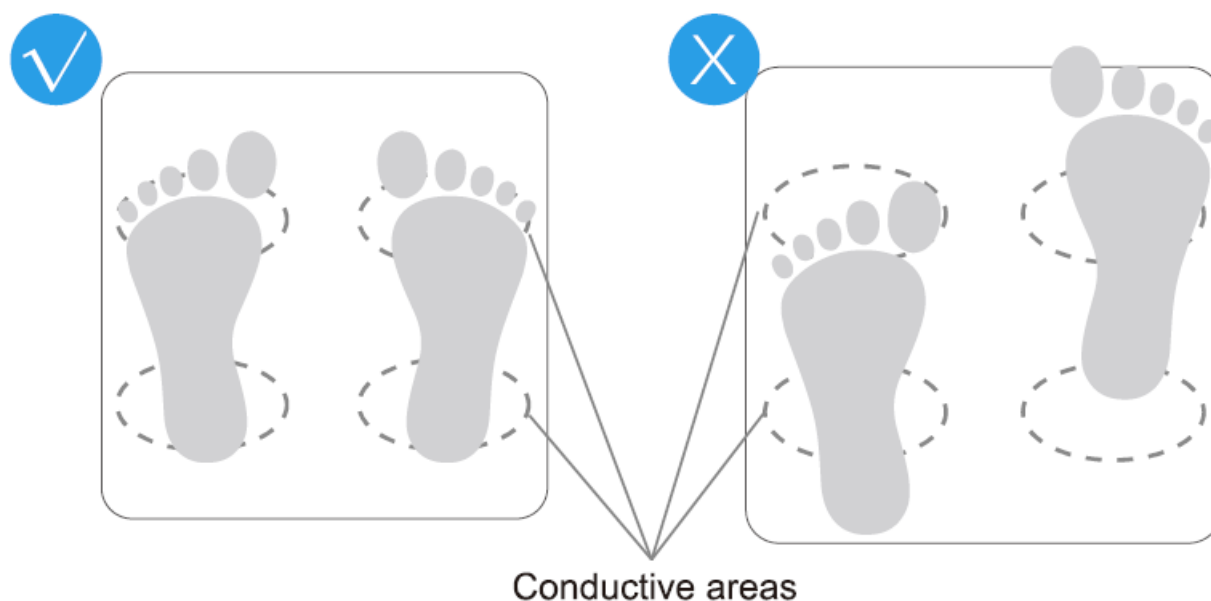


Overload

For body weight: Place the scale on an even surface and wait at least 10 seconds before stepping on the scale. The reading should display 0.0 kg before stepping on.



For body fat and other body composition analysis: Stand straight on scale and uniformly touched the electrodes with bare and dry feet as shown below.



Operating instructions

The Bluetooth Scale can connect with your mobile phone (Android 4.4+ & IOS 9.0+) or iPad via Bluetooth 4.0. Download the 'Leaone' app free from the App Store or Google Play.

INSTALL THE LEAONE APP

1. Scan the QR Code or download the Leaone app from the Apple Store or Google Play.
2. Download and install the Leaone app on your device.
3. The App icon will appear on your phone or tablet after the installation is completed.

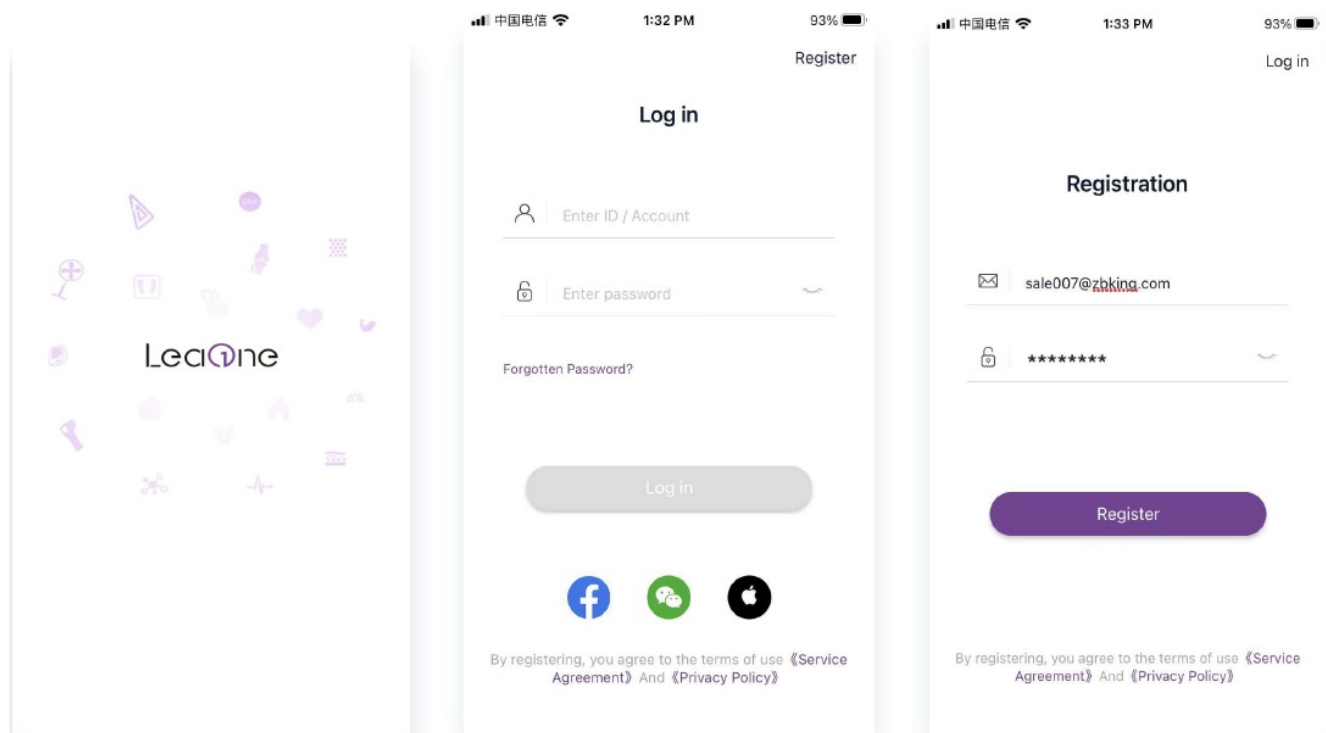


INSTRUCTIONS FOR USE

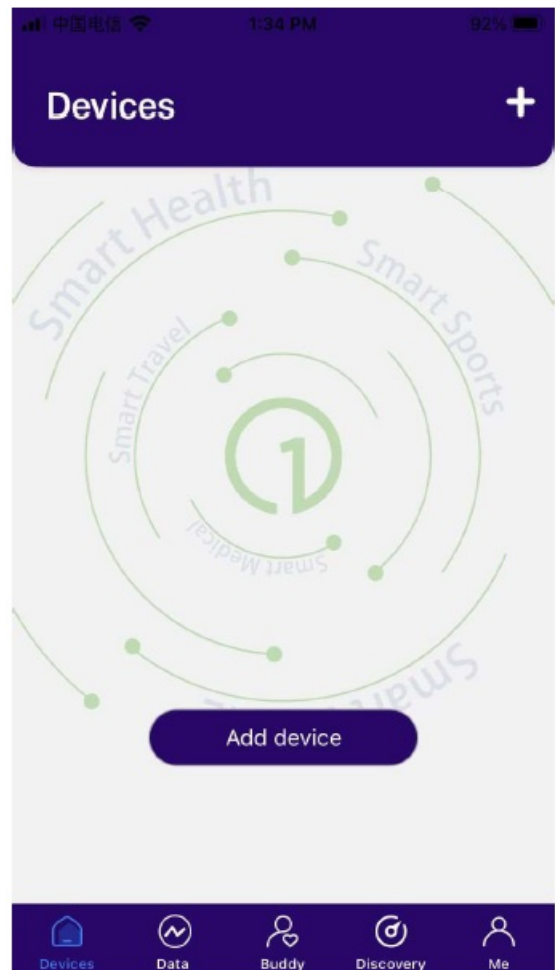
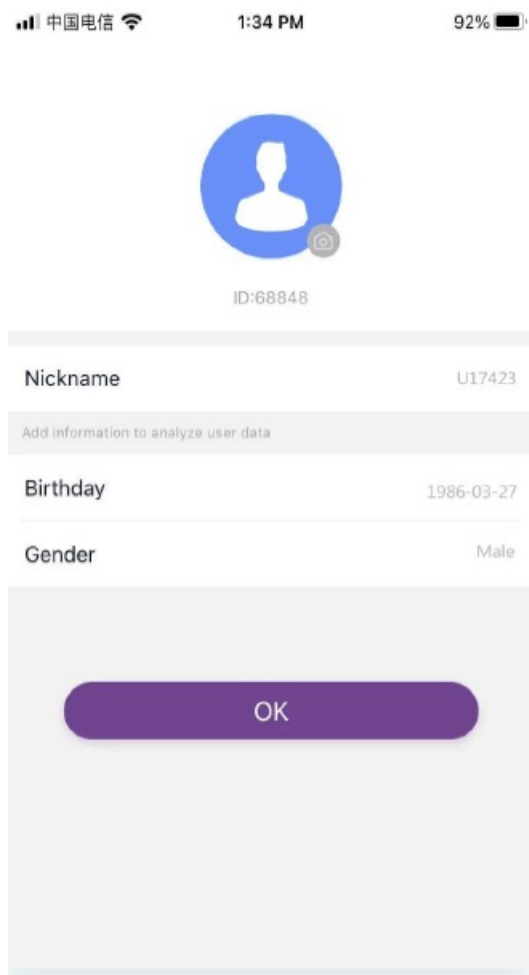
1. Open the Leaone app on your device.
2. Register your account by email or login with social media account.
3. Add your personal data and confirm.

Step 1 Register and complete user information

1. **Welcome**
2. **Register with Mailbox**
3. **Fill details**

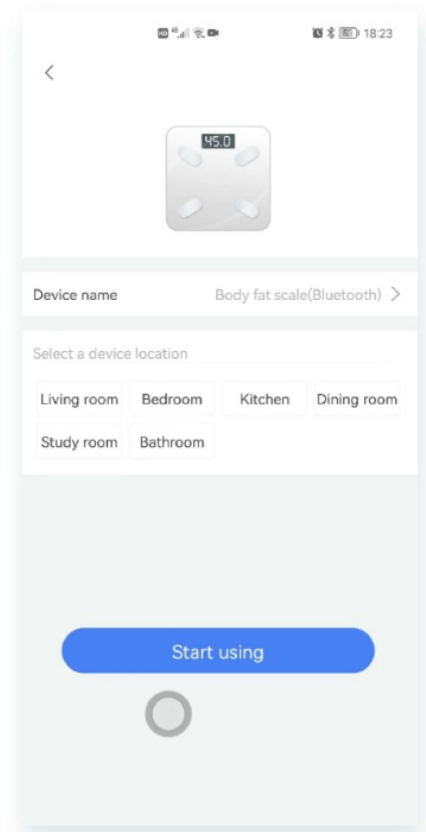
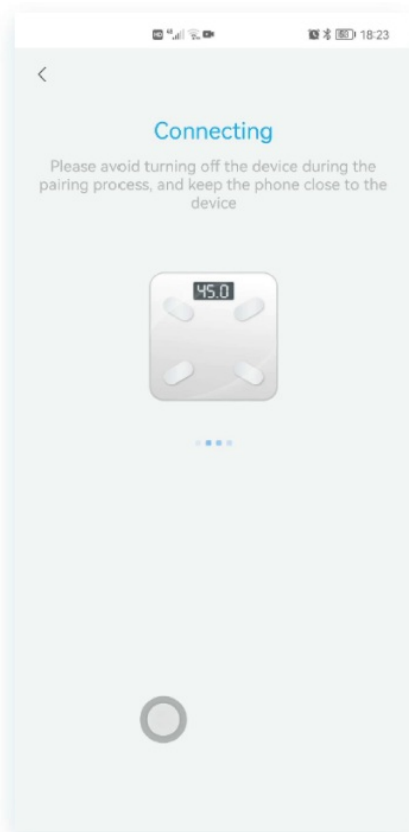
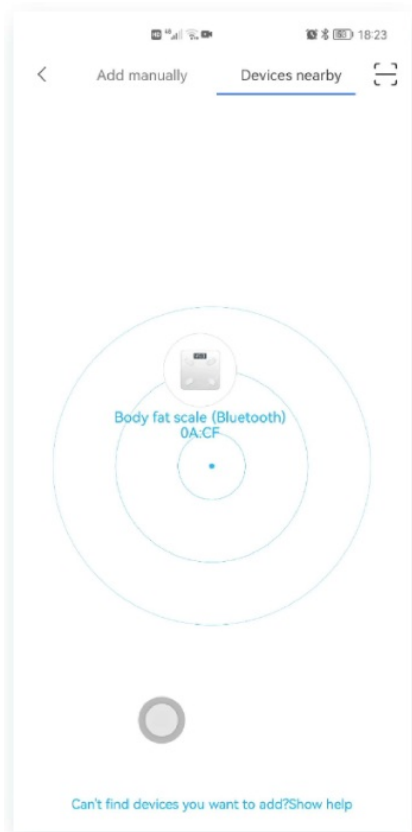


4. **Add device**
5. **Finding device**

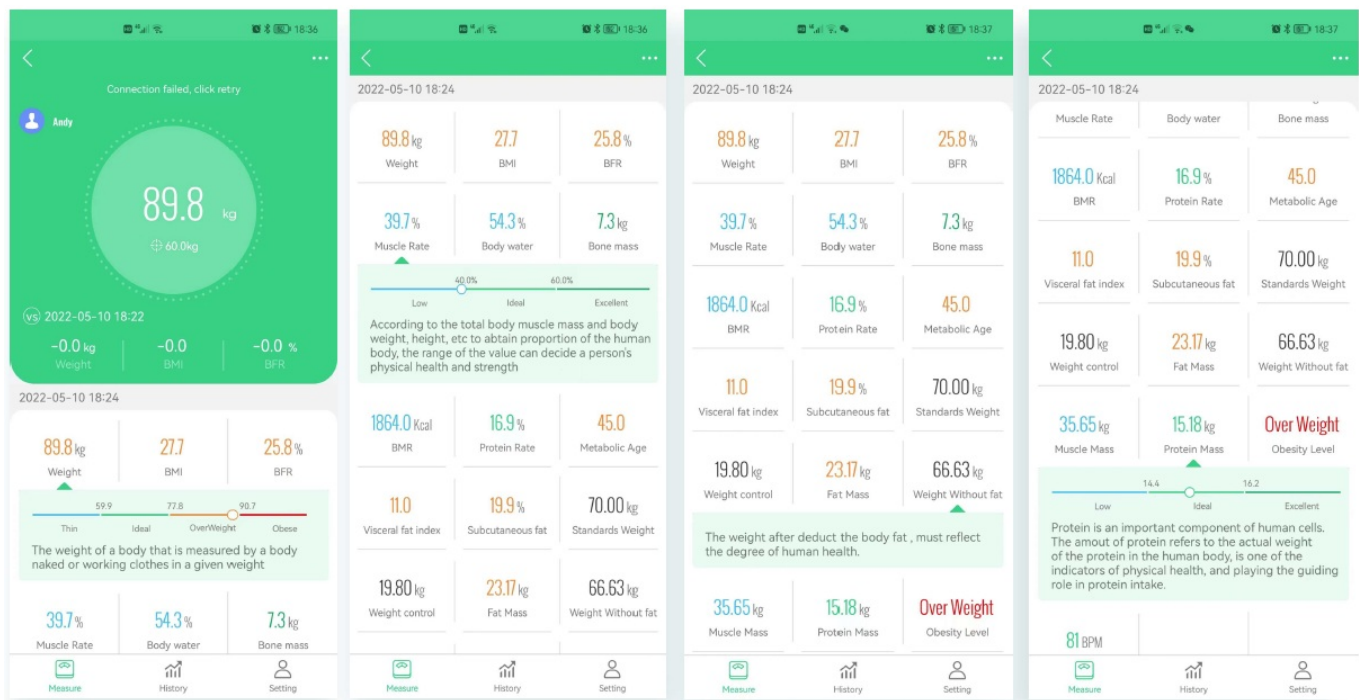


6. Connecting

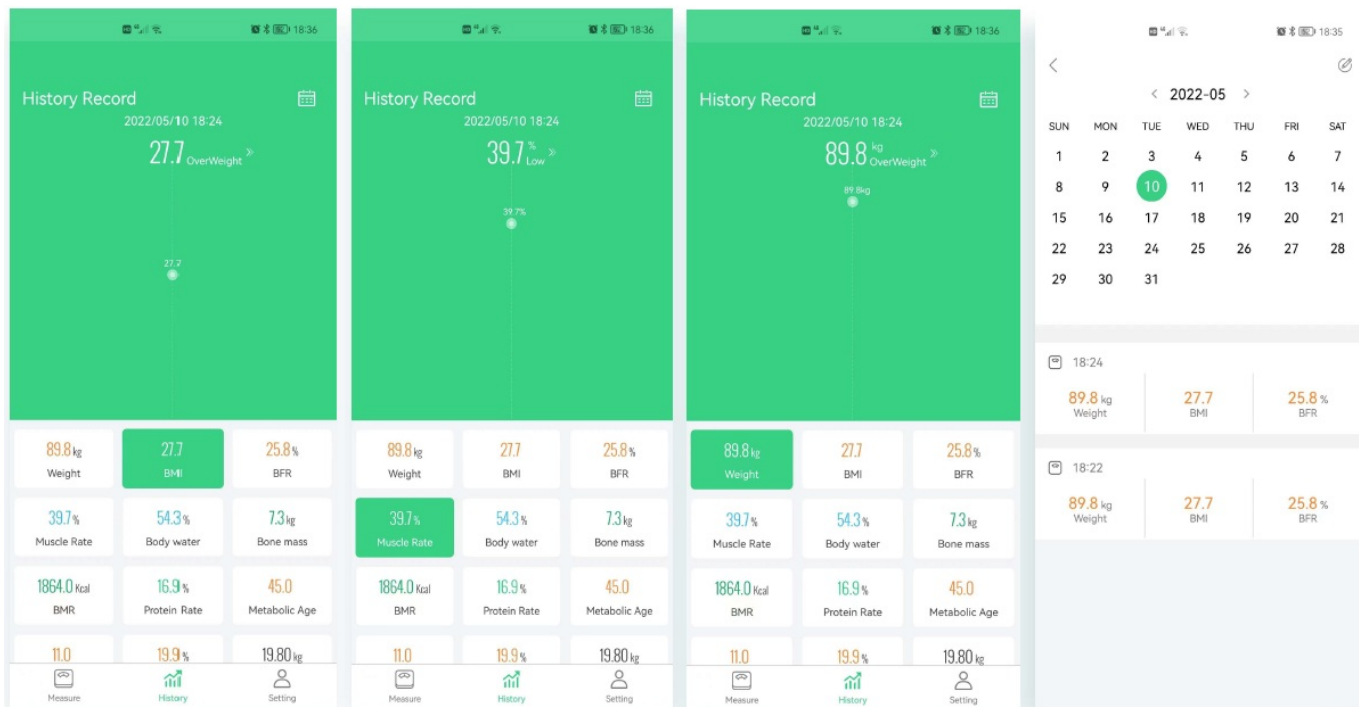
7. Start using



Step 2 Weighing 19 body data



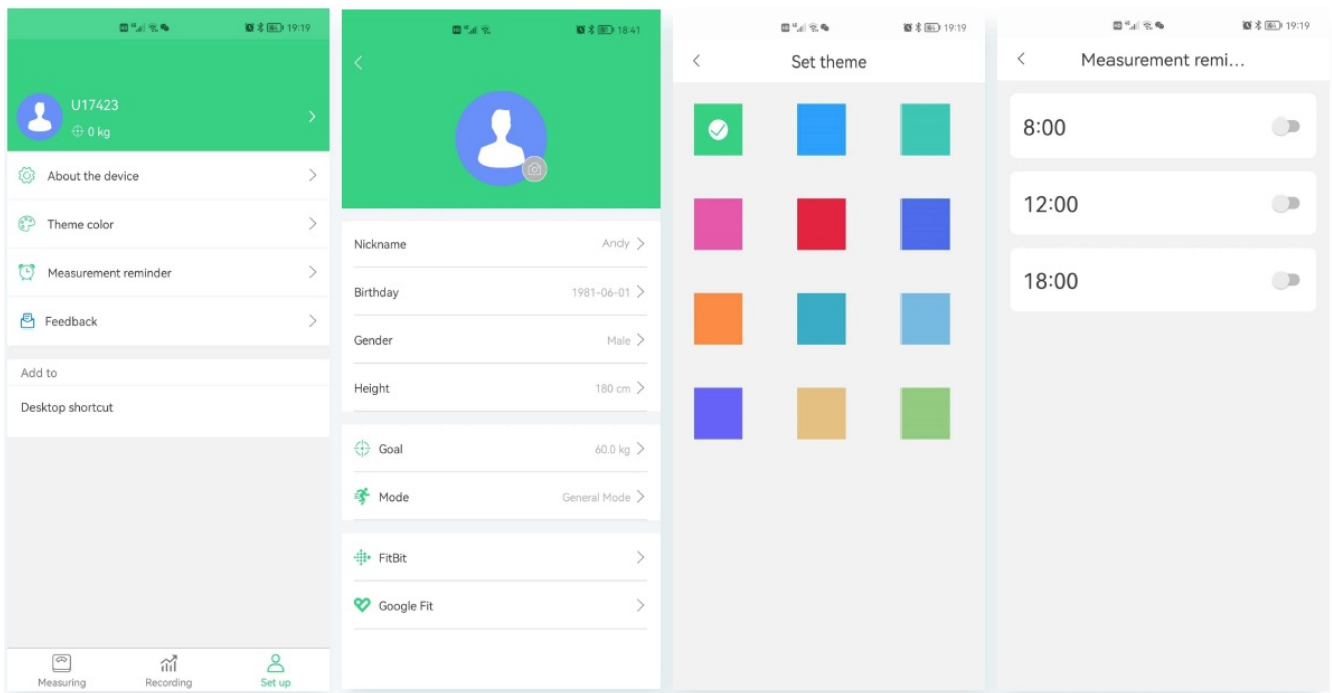
Step 3 View the test result



Step 4

Other functions

1. Set up
2. Account information
3. Theme color-Set theme
4. Measurement reminder-set the time



FCC STATEMENT

FCC Warning Statement:

Changes or modifications to this unit not expressly approved by the party responsible for compliance could void the user's authority to operate the equipment. This equipment has been tested and found to comply with the limits for a Class B digital device, pursuant to Part 15 of the FCC Rules. These limits are designed to provide reasonable protection against harmful interference in a residential installation. This equipment generates, uses and can radiate radio frequency energy and, if not installed and used in accordance with the instructions, may cause harmful interference to radio communications.

However, there is no guarantee that interference will not occur in a particular installation. If this equipment does cause harmful interference to radio or television reception, which can be determined by turning the equipment off and on, the user is encouraged to try to correct the interference by one or more of the following measures:

- Reorient or relocate the receiving antenna.
- Increase the separation between the equipment and receiver.
- Connect the equipment into an outlet on a circuit different from that to which the receiver is connected.
- Consult the dealer or an experienced radio/TV technician for help.

This device complies with Part 15 of the FCC Rules. Operation is subject to the following two conditions: (1) this device may not cause harmful interference, and (2) this device must accept any interference received, including interference that may cause undesired operation.

FCC Radiation Exposure Statement

The device has been evaluated to meet general RF exposure requirements. The device can be used in portable exposure conditions without restriction.

Documents / Resources

SMART SCALE
User Manual



[Hangzhou Zheben Import Export FLTSEC Smart Scale](#) [pdf] User Manual
FLTSEC, 2AIAUFLTSEC, FLTSEC Smart Scale, Smart Scale

Manuals+.