

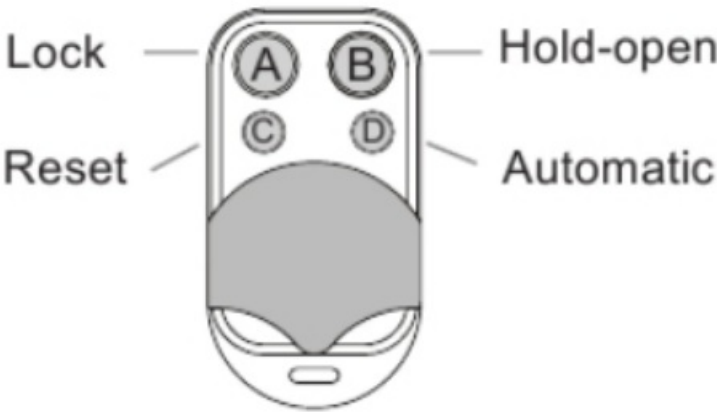


# Hangzhou Zhaoteng Technology Olide-120B RF Four-channel Remote Controller Instruction Manual

[Home](#) » [Hangzhou Zhaoteng Technology](#) » Hangzhou Zhaoteng Technology Olide-120B RF Four-channel Remote Controller Instruction Manual

## Hangzhou

Operation Instruction  
Olide-120B RF Four-channel Remote Controller  
Make your choice



## Contents [ [hide](#) ]

- [1 Safe Instruction](#)
- [2 Overall Characteristic](#)
- [3 Setting and Technical parameters](#)
- [4 Technical parameters](#)
- [5 FCC STATEMENT :](#)
- [6 Documents / Resources](#)
- [7 Related Posts](#)

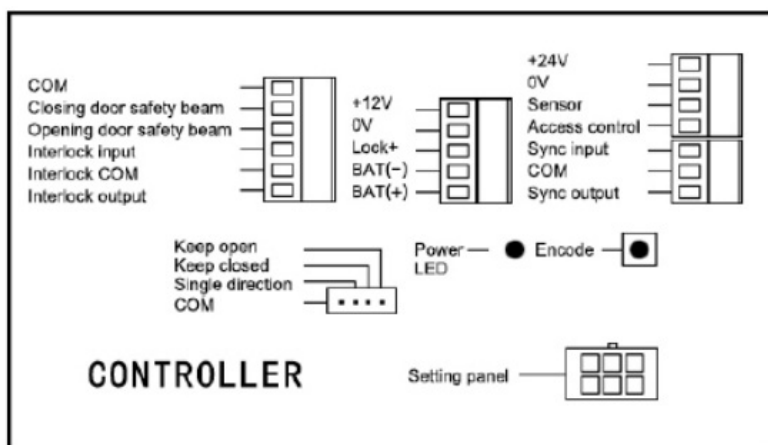
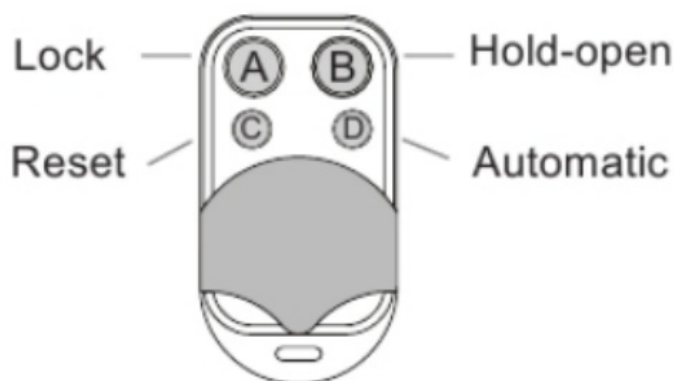
## Safe Instruction

Thanks so much for your purchase, please read the instruction before using.

## Overall Characteristic

- With four-group of relay contact signal output, available to be connected with four different access equipment.
- Adopt uniformity frequency with high stability of wireless signal receiving and sending.
- Operation frequency:315M, stability better than 10-5.
- Remote transmitter adopts low-power consumption design with fat transmit distance.
- Long-service life of the battery.
- DC/AC12-36V voltage input
- Adopt the way of coding self-learn, convenient to add the remote transmitter.

## Setting and Technical parameters



The remote control are pre-encoded to work with the door opener.  
Nevertheless. here is the process for encoding the remote with the opener.

1. To delete all codes: Hold the “Encode” button on the component assembly with the buzzer is silent.
  2. To pair: Hold the “Encode” button until the buzzer sounds.
    - Then press any button on the remote control.
    - The buzzer should silence meaning that the encoding process is complete.
  3. If successful: when the remote control is used the buzzer will sound once,for 2 seconds. If the buzzer beeps twice. this means that the encoding has failed. Repeat step
  4. To open the door momentarily: Press the “Automatic” button once.
- Note:A maximum of 30 keychain remotes can be used on anyone operator.

## Technical parameters

Remote Transmitter  
Power supply 12V 27A  
Life of battery: more than 20000times.  
Transmit distance: More than 25M.  
Operation temperature -42 ~45  
Operation humidity 10~90%RH  
Operating Freq. 315Mhz  
Modulation Type ASK  
Antenna Gain 0dBi

## FCC STATEMENT :

This device complies with Part 15 of the FCC Rules. Operation is subject to the following two conditions:

- (1) This device may not cause harmful interference, and
- (2) This device must accept any interference received, including interference that may cause undesired operation.

**Warning:** Changes or modifications not expressly approved by the party responsible for compliance could void the user’s authority to operate the equipment.


**NOTE:** This equipment has been tested and found to comply with the limits for a Class B digital device, pursuant to Part 15 of the FCC Rules. These limits are designed to provide reasonable protection against harmful interference in a residential installation. This equipment generates uses and can radiate radio frequency energy and, if not installed and used in accordance with the instructions, may cause harmful interference to radio communications. However, there is no guarantee that interference will not occur in a particular installation. If this equipment does cause harmful interference to radio or television reception, which can be determined by turning the equipment off and on, the user is encouraged to try to correct the interference by one or more of the following measures:

- Reorient or relocate the receiving antenna.
- Increase the separation between the equipment and receiver.
- Connect the equipment into an outlet on a circuit different from that to which the receiver is connected.
- Consult the dealer or an experienced radio/TV technician for help.

## RF warning statement:

The device has been evaluated to meet general RF exposure requirements. The device can be used in portable exposure conditions without restriction.

## Documents / Resources



[Hangzhou Zhaoteng Technology Olide-120B RF Four-channel Remote Controller](#) [pdf] Instruction Manual  
OLIDE120BRF, 2AY5E-OLIDE120BRF, 2AY5EOLIDE120BRF, Olide-120B RF Four-channel Remote Controller, Olide-120B, RF Four-channel Remote Controller