



Hangzhou Sciener Intelligent Control Technology G2-T Gateway User Manual

[Home](#) » [Hangzhou Sciener Intelligent Control Technology](#) » Hangzhou Sciener Intelligent Control Technology G2-T Gateway User Manual 

Contents

- [1 Hangzhou Sciener Intelligent Control Technology G2-T Gateway](#)
- [2 GATEWAY G2](#)
- [3 Light Status](#)
- [4 Pair the Gateway with APP](#)
- [5 Limited Warranty](#)
- [6 FCC WARNING](#)
- [7 Documents / Resources](#)
- [8 Related Posts](#)

Hangzhou

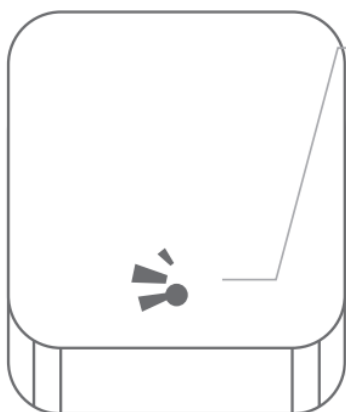
Hangzhou Sciener Intelligent Control Technology G2-T Gateway



GATEWAY G2

- Model: G2
- Dimensions : 70mm x 70mm x 26mm
- Network: WiFi /BT
- IEEE standard : 802.11 b/g/n
- Power interface: Type-C USB
- Power input : 5V/500mA


Light Status

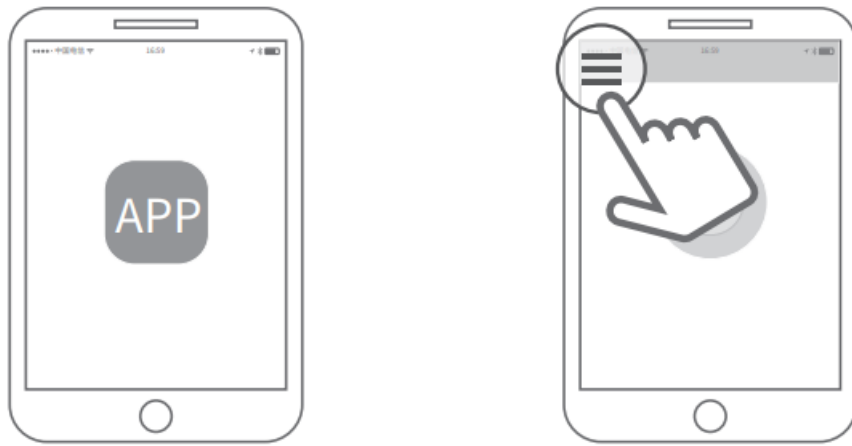


When the Gateway is powered on:

- Flashing Red/Blue lights:
Stand-by mode - Ready to Pair
- Blue light: Normal mode
- Red light: Network failure

Pair the Gateway with APP

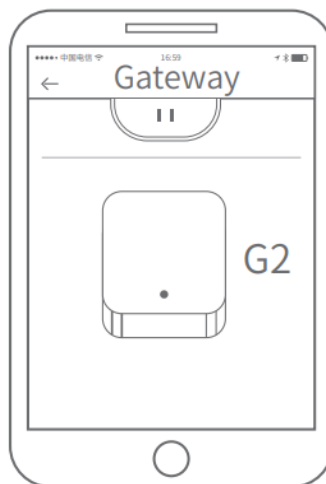
1. Open the APP
2. Touch the “” icon on the top left of the screen



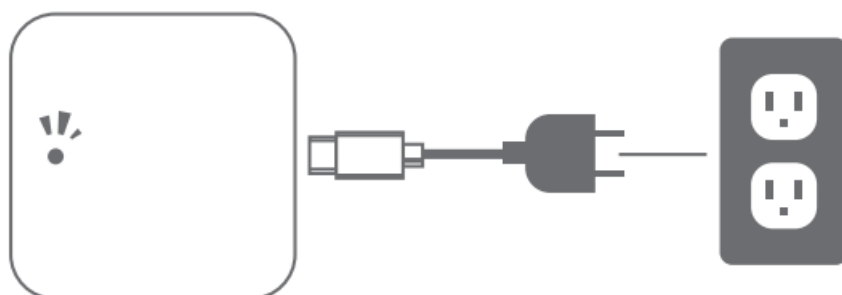
3. Select [Gateway]



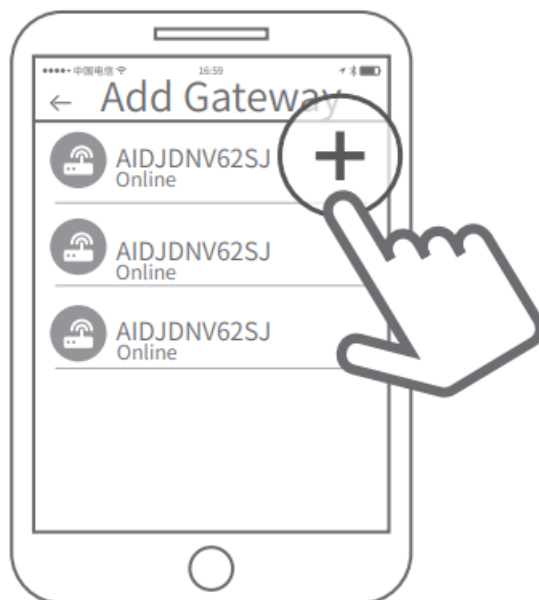
4. Select [G2]



5. Plugin the Gateway and power it on



6. While the light is flashing alternately in red and blue, press "+" sign



7. Add Gateway

8. Select the network and input your WiFi password



Notice: If the above process times out, please power off and try again.

Limited Warranty

- For any defect in material and/or workmanship, the original purchaser of the product can:
 - Return or ask for a replacement within 7 days from the date of the Invoice.
 - Ask for a replacement within 15 days from the date of the Invoice.
 - Can ask for a free repair in 365 days from the date of the Invoice.
- This warranty does not cover defects caused by modification, alteration, misuse or physical abuse of the product.

Disclaimer

We continuously optimize products as new technologies and features are developed. For this reason, we reserve the right to make alterations to the products without prior notice.

FCC WARNING

This device complies with part 15 of the FCC Rules. Operation is subject to the following two conditions: (1) This device may not cause harmful interference, and (2) this device must accept any interference received, including interference that may cause undesired operation.

Note: This equipment has been tested and found to comply with the limits for a Class B digital device, pursuant to part 15 of the FCC Rules. These limits are designed to provide reasonable protection against harmful interference in a residential installation. This equipment generates, uses and can radiate radio frequency energy and, if not installed and used in accordance with the instructions, may cause harmful interference to radio communications. However, there is no guarantee that interference will not occur in a particular installation. If this equipment does cause harmful interference to radio or television reception, which can be determined by turning the equipment off and on, the user is encouraged to try to correct the interference by one or more of the following measures:

- Reorient or relocate the receiving antenna.
- Increase the separation between the equipment and receiver.
- Connect the equipment into an outlet on a circuit different from that to which the receiver is connected.
- Consult the dealer or an experienced radio/TV technician for help.

Note: The Grantee is not responsible for any changes or modifications not expressly approved by the party responsible for compliance. such modifications could void the user’s authority to operate the equipment. The device has been evaluated to meet general RF exposure requirements. To maintain compliance with FCC’s RF exposure guidelines, the distance must be at least 20 cm between the radiator and your body, and fully supported by the operating and installation configurations of the transmitter and its antenna(s).

Documents / Resources

	Hangzhou Sciener Intelligent Control Technology G2-T Gateway [pdf] User Manual G2-T, G2T, 2ATF2-G2-T, 2ATF2G2T, G2-T Gateway, Gateway
---	--