



Hampshire Generators Bluetooth APP instructions User Guide

[Home](#) » [HAMPSHIRE GENERATORS](#) » Hampshire Generators Bluetooth APP instructions User Guide 

Hampshire Generators Bluetooth APP instructions



Contents

- 1 APP Home Page
- 2 Device Details Interface
- 3 Equipment Control Operation
- 4 Equipment Maintenance Information
- 5 Documents / Resources
- 5.1 References
- 6 Related Posts

APP Home Page

Enter the app for automatic search. If no device is found, you can manually click search

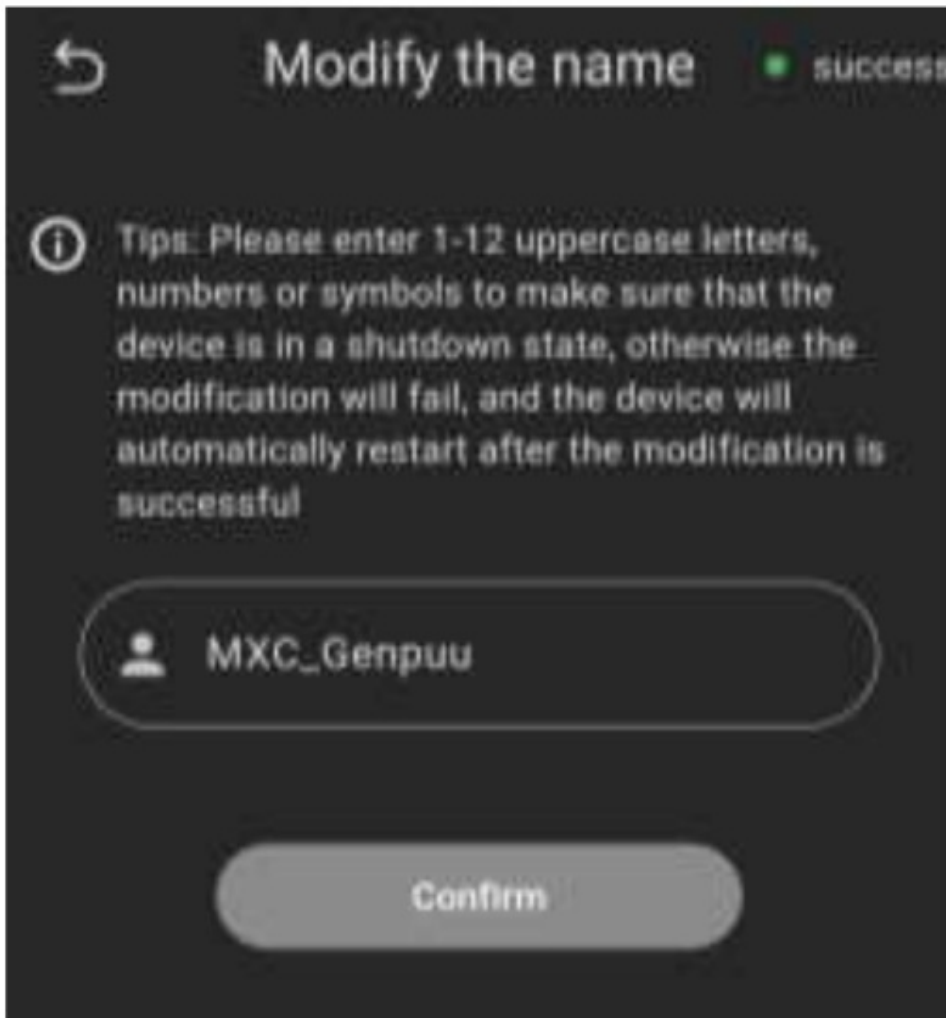


Device Details Interface

When the fuel is petrol, the fuel level will be detected and data displayed



The product name can be modified



Equipment Control Operation

Startup process display

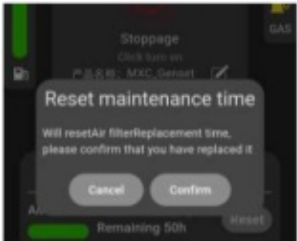
Shutdown process display



After an alarm occurs, follow the prompts to troubleshoot the problem.


Equipment Maintenance Information

Expected durability
of components and
next replacement
time



After replacing the components,
click the button and confirm in
the pop-up window to manually
reset the maintenance time.

Documents / Resources



[Hampshire Generators Bluetooth APP instructions](#) [pdf] User Guide
Bluetooth APP instructions, APP instructions, instructions

References

- [User Manual](#)

[Manuals+](#), [Privacy Policy](#)

This website is an independent publication and is neither affiliated with nor endorsed by any of the trademark owners. The "Bluetooth®" word mark and logos are registered trademarks owned by Bluetooth SIG, Inc. The "Wi-Fi®" word mark and logos are registered trademarks owned by the Wi-Fi Alliance. Any use of these marks on this website does not imply any affiliation with or endorsement.