




## hama 00200110 USB-C Hub Multiport Instruction Manual

[Home](#) » [Hama](#) » hama 00200110 USB-C Hub Multiport Instruction Manual 

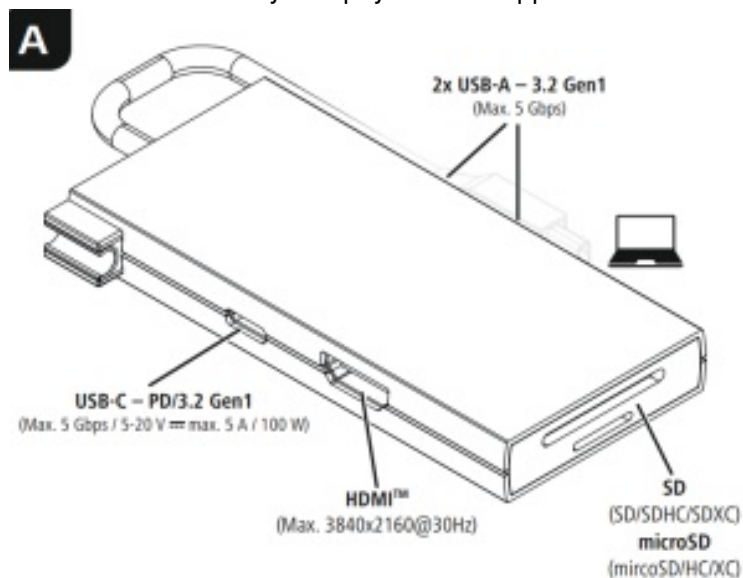
# ***hama***



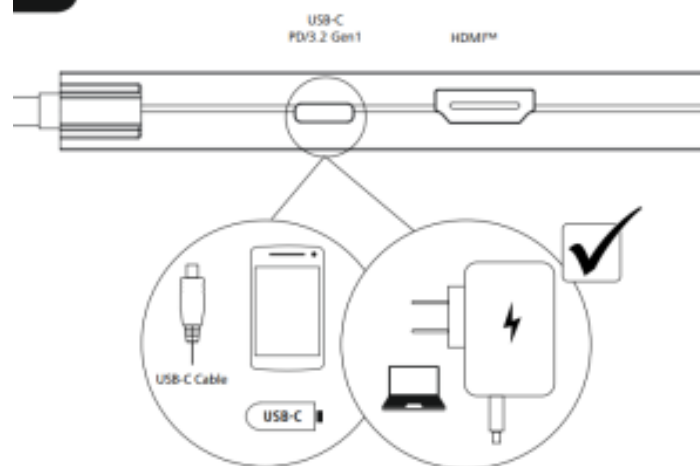
00  
200110

### USB Multiport Operating Instructions

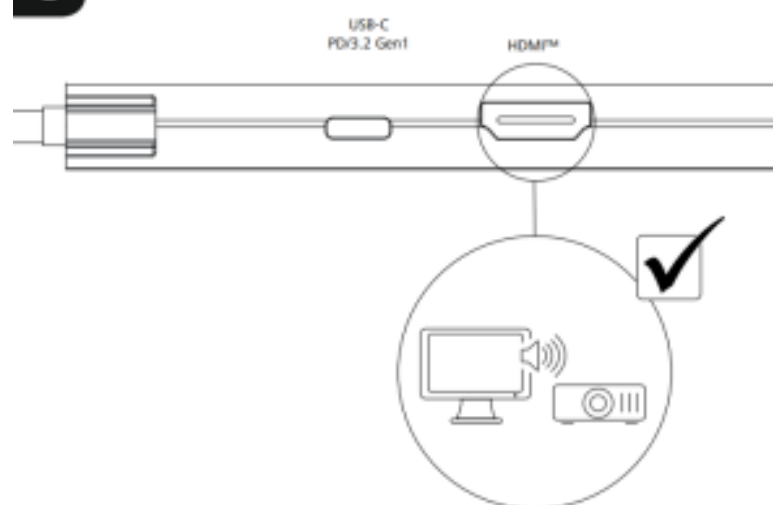
All listed brands are trademarks of the corresponding companies. Errors and omissions excepted, and subject to technical changes. Our general terms of delivery and payment are applied.



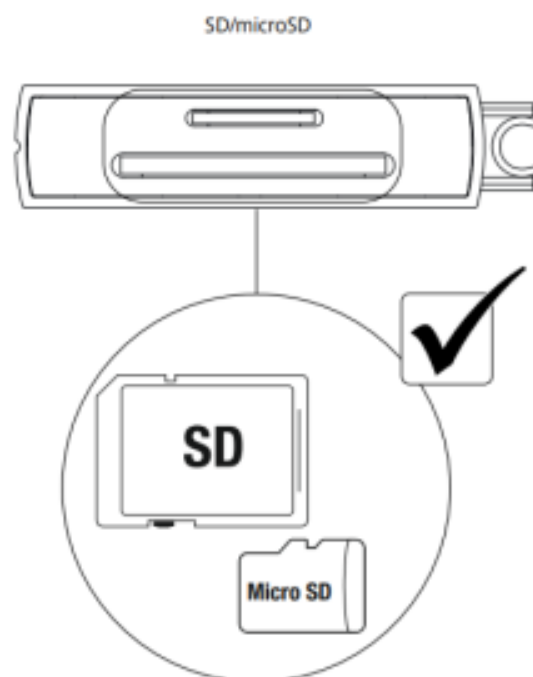
**B**



**C**



**E**



## Contents

- [1 Package Contents](#)
- [2 Safety Notes](#)
- [3 Warning](#)
- [4 Startup and Operation](#)
- [5 Warranty Disclaimer](#)
- [6 Technical Data](#)
- [7 Documents / Resources](#)
- [8 Related Posts](#)

## Package Contents

- USB-C Multiport
- These operating instructions

## Safety Notes

- Do not attempt to service or repair the product yourself. Leave any and all service work to qualified experts.
- Do not open the device or continue to operate it if it becomes damaged.
- Do not operate the product outside the power limits given in the specifications.
- Do not modify the product in any way. Doing so voids the warranty.
- Keep this product, like all electrical products, out of the reach of children! Use the product for its intended purpose only.
- Protect the product from dirt, moisture, and overheating, and only use it in an adry environment.
- The product is intended for indoor use only.
- Do not use the product in the immediate vicinity of heaters or other heat sources or in direct sunlight.
- Do not use the product in moist environments and avoid splashes.
- Do not use the product in areas where the use of electronic devices is not permitted.
- Do not drop the product and do not expose it to any major shocks.
- Dispose of packaging material immediately according to locally applicable regulations.

## Warning

- Find out the maximum output current capacity of the USB port on your device. To do this, consult the operating instructions or ask the manufacturer.
- Common values are 500 mA for USB-A2.0, 900 mA for USB-A3.0, and up to 3000 mA for USB-C.
- Ensure that the cumulative current draw of all USB devices connected to the hub/multiport adaptor does not exceed this value.

## Note

- To be able to use the charging function, the device must support Power Delivery (PD) or Thunderbolt-3/4.
- To be able to use the HDMI™ function, the device must support DisplayPort Alternate Mode or Thunderbolt-3/4.
- For optimized video function, we recommend passive monitor adapters /cables (without chipset /signal converter).


## Startup and Operation

- Switch on your computer and boot the system.
- Connect the product to a free USB port on your computer.
- You do not have to install drivers; the computer will automatically recognize the product.
- If necessary, follow the instructions for your operating system.
- In order to use your devices, plug them into the product one after the other.

## Warranty Disclaimer

Hama GmbH & Co KG assumes no liability and provides no warranty for damage resulting from improper installation/mounting, improper use of the product, or from failure to observe the operating instructions and/ or safety notes.

## Technical Data

	
Operating voltage / current consumption	5– 20V max. 5A
Compatibility	USB-C port
System requirements	Windows 11 /10/ 8/ 7 Mac OS 10.8 ≥
USB specification	USB 3.2 Gen1



### Note

- If there is interference or the product no longer responds, unplug the product, wait a few seconds, and then plug it in again.

# ***hama***

### Service & Support



[www.hama.com](http://www.hama.com)



+49 9091 502-0

## Documents / Resources



[hama 00200110 USB-C Hub Multiport](#) [pdf] Instruction Manual

00200110, USB-C Hub Multiport, 00200110 USB-C Hub Multiport, Hub Multiport, Multiport

