



hama 00176632 Smart LED Table Lamp Instruction Manual

[Home](#) » [Hama](#) » hama 00176632 Smart LED Table Lamp Instruction Manual 

hama

WiFi table lamp
WiFi-Tischleuchte

Contents

- 1 00176632 Smart LED Table Lamp
- 2 Explanation of warning symbols and notes
- 3 Explanation of symbols used on the product label
- 4 Package contents
- 5 Safety instructions
- 6 Here's how easy it is:
- 7 Warranty disclaimer
- 8 RF exposure information
- 9 Declaration of conformity
- 10 Technical data
- 11 Documents / Resources
 - 11.1 References

00176632 Smart LED Table Lamp



Operating Instructions
00 176632

Link to App



<https://link.hama.com/app/smart-home>



Important information -Quick reference guide:

- This quick-reference guide contains the most important basic information, such as safety instructions and the steps necessary to operate the product.
- The full text of the manual is available at the following internet address: www.hama.com->00176632->Downloads
- Save the manual on your computer for reference and print it out if possible.

Explanation of warning symbols and notes



Risk of electric shock

This symbol indicates a risk of electric shock from touching uninsulated product parts that may carry hazardous voltage.



Warning




This symbol is used to indicate safety instructions or to draw your attention to specific hazards and risks.



Note

This symbol is used to indicate additional information or important notes.

Explanation of symbols used on the product label

	Non-dimmable. The lamp is not suitable for use with a conventional dimmer.
	Electrical device of safety class III. Protection against electric shock through the use of protective extra-low voltage.
	Only use in a dry environment.

Package contents

- 1xtable lamp
- 1xquick-start guide
- 1xUSB cable

Safety instructions

- The product is intended for private, non-commercial use only.
- Use the product only for the intended purpose.
- Do not drop the product and do not expose it to any major shocks.
- Do not operate the product outside the power limits given in the specifications.
- Do not modify the product in any way. Doing so voids the warranty.
- Children must not play with the device. Children may not clean the product or perform user maintenance without Supervision.
- Dispose of packaging material immediately in accordance with the locally applicable regulations.
- Do not use the product in areas in which electronic products are not permitted.
- Only use the article under moderate climatic conditions.
- Do not bend or crush the cable.
- Do not attempt to service or repair the product yourself. Leave any and all service work to qualified experts.
- The product must only be operated on a supply network as described on the type plate.
- Do not open the device or continue to operate it if it becomes damaged.
- Not suitable for operation with dimmers, electrical switches, photo cells, time switches or twilight switches.
- As with all electrical products, this device should be kept out of the reach of children.

- Route all cables so that there is no risk of tripping.
- Always pull directly on the plug when disconnecting the cable, never on the cable itself.




Warning

- Only use suitable charging devices or USB ports in connection with this product.
- The device may only be operated on a 230 V 50 Hz AC voltage network using a conventional USB charger. Work on the 230 V network must only be carried out by an electrician certified in your country. The applicable accident prevention regulations must be adhered to.
- To avoid an electric shock from the device, please disconnect the mains voltage (switch off the automatic circuit breaker). Failure to comply with the installation instructions can cause fires or other hazards.



Note

The light source of this light is not replaceable; when the light source has reached the end of its life, you need to replace the entire light.



Warning

Never look straight into the light source and do not aim its beam of light straight into the eyes of other people or animals. This could damage your/their eyes.



Risk of electric shock

- Do not open the product and do not operate it if it is damaged, if smoke, a strange smell or loud noises are coming from it. Immediately contact your dealer or our service department (see item “Service and Support”).
- Do not use the product if the AC adapter, the adapter cable or the mains cable are damaged.
- Do not attempt to service or repair the product yourself. Leave any and all service work to qualified experts.



Warning

- Only operate the product from an approved socket that is connected to the public power supply. The socket must be installed close to the product and must be easily accessible.
- Disconnect the product from the power supply using the On/Off switch –if this is not available, unplug the power cord from the socket.
- If using a multi-socket power strip, make sure that the total power consumption of all connected devices does not exceed the socket strip's maximum throughput rating.
- If you will not be using the product for a prolonged period, disconnect it from mains power.

Here's how easy it is:

Download the app

- Download the Hama Smart Home app from the Apple App Store or Google Play.
- Open the Hama Smart Home app
- The first time you use the app, you need to register and create a new account. If you already have an account, log in with your access details.
- Follow the instructions in the app.



Note

A detailed description of the

Hama Smart Home app

and its full scope of functions can be found in our App Guide at:



www.hama.com ⇒ Article number
⇒ Downloads
⇒ App Operating Instructions

Warranty disclaimer

Hama GmbH & Co KG assumes no liability and provides no warranty for damage resulting from improper installation/mounting, improper use of the product or from failure to observe the operating instructions and/or safety notes.

RF exposure information

This device complies with the EU requirements for limiting the exposure of the general public to electromagnetic fields by means of health protection.

The device complies with RF specifications provided it is used 20 cm away from the body.

Declaration of conformity



Hama GmbH & Co KG hereby declares that the radio equipment type [00176632] is in compliance with Directive 2014/53/EU.

The full text of the EU declaration of conformity is available at the following Internet address:

<https://uk.hama.com> ➔ 🔍 ➔ [00176632](#) ➔ [Downloads](#)

Technical data

Luminous flux	420 lm
Light colour	RGB, 3000K -6500K (warm white to cool white)
Input voltage	5VDC
Frequency band/ frequency bands	2.4 GHz
Maximum radiofrequency power transmitted	<100 mW



Hama GmbH &CoKG
86652 Monheim /Germany
Service &Support
 www.hama.com
 +49 9091 502-0



“Google and Google Play are trademarks of Google LLC.”
All listed brands are trademarks of the corresponding companies.
Errors and omissions excepted, and subject to technical changes.
Our general terms of delivery and payment are applied.
00176632/03.23

Documents / Resources

	<p>hama 00176632 Smart LED Table Lamp [pdf] Instruction Manual</p> <p>00176632 Smart LED Table Lamp, 00176632, Smart LED Table Lamp, LED Table Lamp, Table Lamp, Lamp</p>
---	---

References

- [h hama.com](#)
- [h Offizieller Hama Onlineshop | Hama DE](#)
- [h Inicio](#)
- [h Accueil | Hama FR](#)
- [🌐 Smart Home hama.com](#)
- [h Home](#)
- [h Home](#)
- [h Início](#)
- [h Home](#)
- [h Home](#)
- [h Műszaki és Elektronika területén az okos megoldás! | Hama](#)
- [User Manual](#)