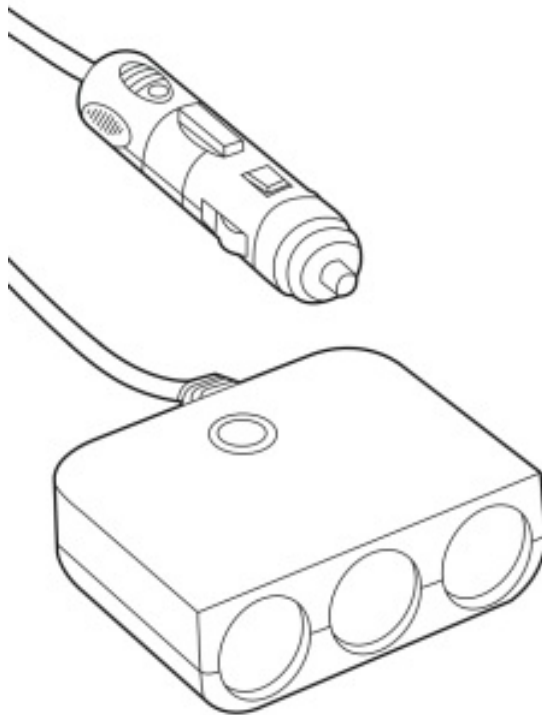


## **hama 00093839 3-Way Distributor for Cigarette Lighter Socket Instruction Manual**

[Home](#) » [Hama](#) » hama 00093839 3-Way Distributor for Cigarette Lighter Socket Instruction Manual

### **hama 00093839 3-Way Distributor for Cigarette Lighter Socket**



Thank you for choosing a Hama product. Take your time and read the following instructions and information completely. Please keep these instructions in a safe place for future reference. If you sell the device, please pass these operating instructions on to the new owner.

## Contents [ [hide](#)

- [1 Explanation of Warning Symbols and Notes](#)
- [2 Package Contents](#)
- [3 Controls](#)
- [4 Safety Notes](#)
- [5 Operation](#)
- [6 Care and Maintenance](#)
- [7 Warranty Disclaimer](#)
- [8 Service and Support](#)
- [9 Recycling Information](#)
- [10 Documents / Resources](#)
- [11 Related Posts](#)

## Explanation of Warning Symbols and Notes



### Warning

This symbol is used to indicate safety instructions or to draw your attention to specific hazards and risks.



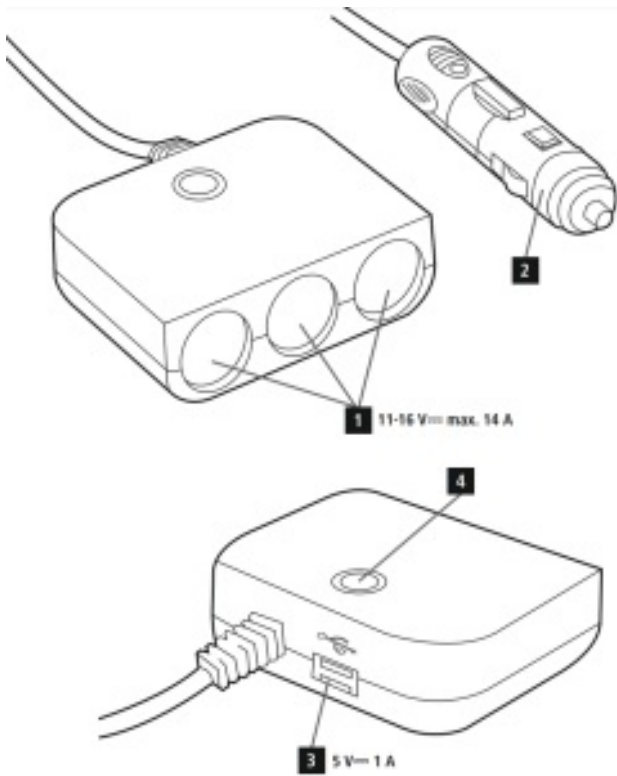
### Note

This symbol is used to indicate additional information or important notes.

## Package Contents

- 3-Way Distributor for Cigarette Lighter Socket
- These operating instructions

## Controls



1. 3x 12 V Cigarette Lighter Socket (vehicle charger)
2. 12 V plug for Cigarette Lighter
3. USB connection 5V/1A
4. LED function control

## Safety Notes

- The product is intended for private, non-commercial use only.
- Use the product for its intended purpose only.
- Protect the product from dirt, moisture and overheating, and only use it in a dry environment.
- Keep this product, as all electrical products, out of the reach of children!
- Do not operate the product outside the power limits given in the specifications.
- Do not operate the product continuously, as it is not designed for this.
- Never connect multiple units of this product in series.
- When using this product, observe the applicable local traffic laws and regulations.
- Do not allow yourself to be distracted by the product, for example when driving a vehicle or operating sports equipment. Always pay attention to the surrounding traffic and your environment.
- Do not attempt to service or repair the product yourself. Leave any and all service work to qualified experts.
- Do not open the device or continue to operate it if it becomes damaged.

## Operation

This charger was designed for devices that are powered via a USB connector, such as MP3 players, mobile phones, PDAs, smartphones and tablet PCs. This charger can be used to easily charge or operate the devices without a PC or laptop.



### Note

- As a rule, you should check with the manufacturer of the device you wish to connect to determine the device's power consumption. You can often find this information in the instruction manual or on a label on the device.
- Before using the charger, please ensure that the maximum output current of 15 A is not exceeded.



### Warning

This vehicle charger was designed for use with car electrical systems and has an input power of DC 11 V to DC 16 V. Do not use the charger in lorries with an electrical system operating at 24 V or higher. This could cause damage to the device or to your vehicle.

Unless your operating instructions explicitly inform you otherwise, proceed as follows:

- With the device switched off, connect it to the charger.
- Insert the charger into the cigarette lighter socket of your car.
- Do not switch on the device for further use until you have done this.

## Care and Maintenance

Only clean this product with a slightly damp, lint-free cloth and do not use aggressive cleaning agents.

## Warranty Disclaimer

Hama GmbH & Co. KG assumes no liability and provides no warranty for damage resulting from improper installation/mounting, improper use of the product or from failure to observe the operating instructions and/or safety notes.

## Service and Support

Please contact Hama Product Consulting if you have any questions about this product.

Hotline: +49 9091 502-115 (German/English)

Further support information can be found here: [www.hama.com](http://www.hama.com)

## Recycling Information

### Note on environmental protection:



After the implementation of the European Directive 2012/19/EU and 2006/66/EU in the national legal system, the following applies: Electric and electronic devices as well as batteries must not be disposed of with household waste. Consumers are obliged by law to return electrical and electronic devices as well as batteries at the end of their service lives to the public collecting points set up for this purpose or point of sale. Details to this are defined by the national law of the respective country. This symbol on the product, the instruction manual or the package indicates that a product is subject to these regulations. By recycling, reusing the materials or other forms of utilising old devices/Batteries, you are making an important contribution to protecting our environment.




All listed brands are trademarks of the corresponding companies. Errors and omissions excepted, and subject to technical changes. Our general terms of delivery and payment are applied.

Hama GmbH & Co KG  
86652 Monheim/ Germany  
[www.hama.com](http://www.hama.com)

# ***hama***

## Documents / Resources

	<p><a href="#">hama 00093839 3-Way Distributor for Cigarette Lighter Socket</a> [pdf] Instruction Manual 00093839, 3-Way Distributor for Cigarette Lighter Socket</p>
---	---