



# hama 00046020 Dynamic Microphone Instruction Manual

[Home](#) » [Hama](#) » hama 00046020 Dynamic Microphone Instruction Manual 

## Contents

- [1 hama 00046020 Dynamic Microphone](#)
- [2 Operating instruction](#)
- [3 Documents / Resources](#)
- [4 Related Posts](#)

***hama***®

## hama 00046020 Dynamic Microphone



## Operating instruction

Thank you for choosing aHama product.

Take your time and read the following instructions and information completely. Please keep these instructions in a safe place for future reference. If you sell the device, please pass these operating instructions on to the new owner.

## Explanation of the Notes

**Note** This symbol is used to indicate additional information or important notes.

## Package Contents

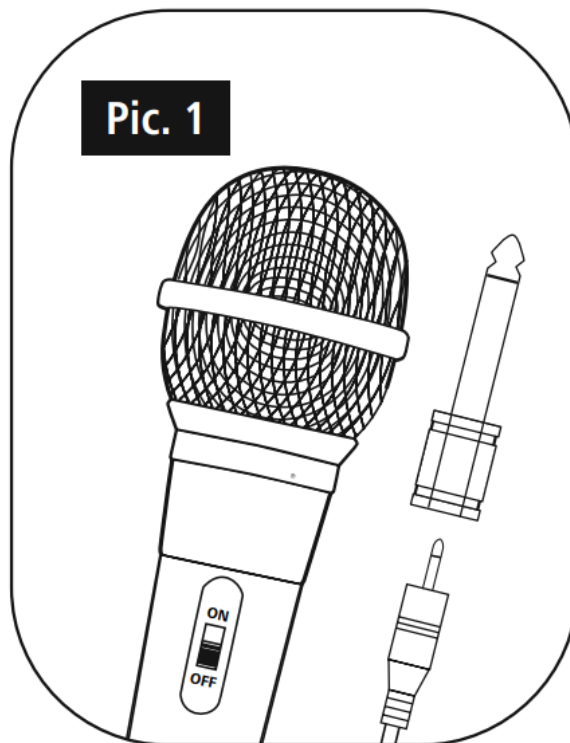
- DM-20 microphone
- Permanently attached 2.5 mm microphone cable, 3.5 mm mono jack
- 3.5 –6.3 mm mono jack adapter
- This operating instruction

## Safety Notes

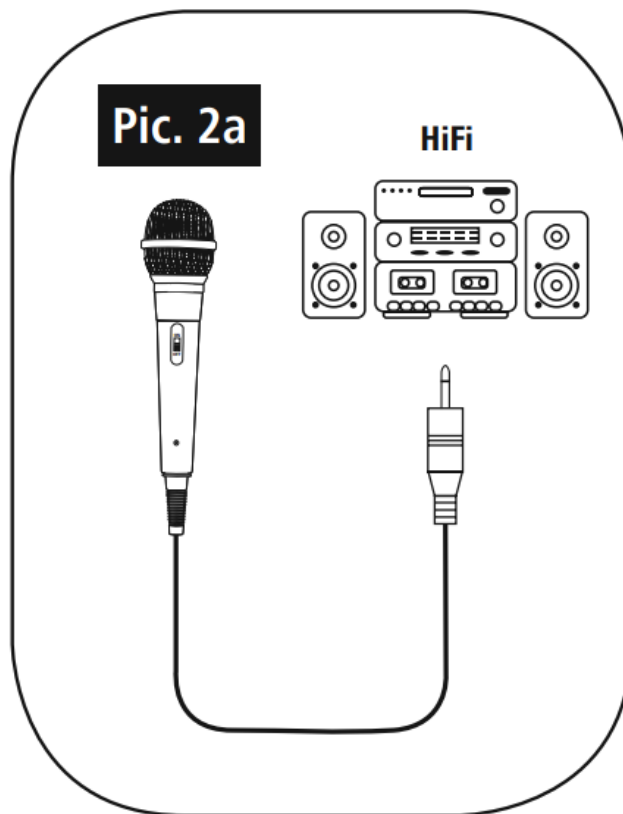
- The product is intended for private, non-commercial use only.
- Protect the product from dirt, moisture and overheating and use it in dry rooms only.
- As with all electrical devices, this device should be kept out of the reach of children.
- Do not drop the product and do not expose it to any major shocks.
- Do not open the device or continue to operate it if it becomes damaged.
- Do not modify the device in any way. Doing so voids the warranty.

## Startup and Operation

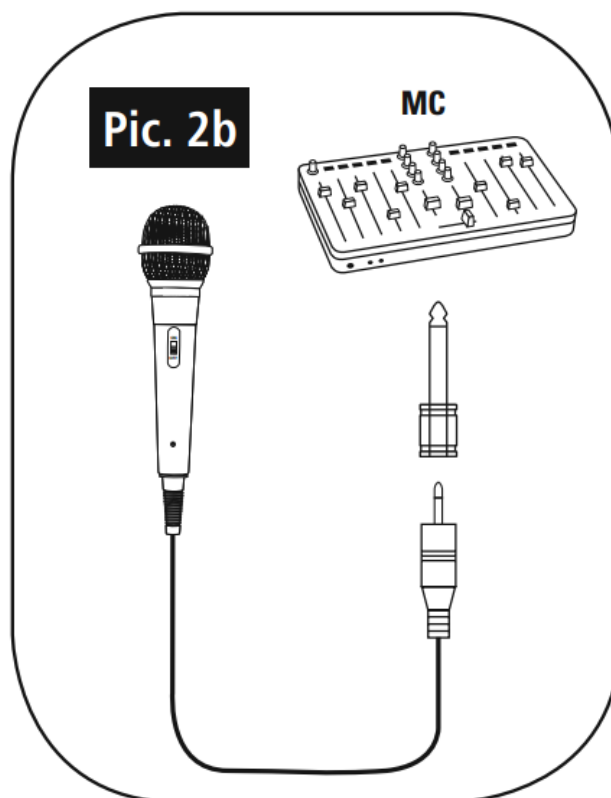
- Ensure that the microphone is switched off (Pic. 1).



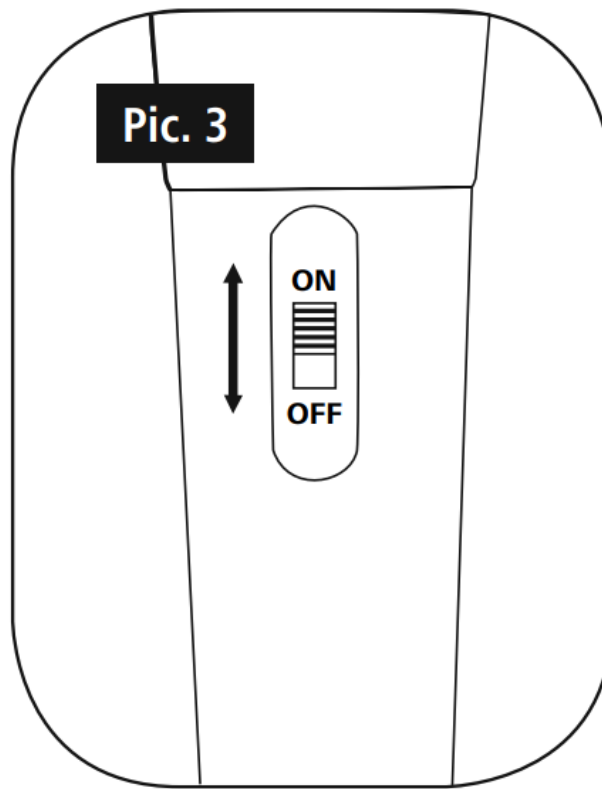
- Connect the 3.5 mm mono jack plug with your terminal device's microphone input (Pic. 2a).



- If your terminal device has a 6.3 mm jack input for microphones, use the included 6.3 mm mono jack adapter (Pic. 2b).



- Switch on the microphone (Pic. 3).



#### **Note -AFew Tips**

- Always position your microphone so that it is as close to and as directly connected to the audio source as possible.
- Hold your microphone as still as possible to prevent interference and wind noise.
- Check the functionality and the transmitted volume (sound check) before using the microphone.
- In case of feedback (loud screeching) immediately switch off the microphone using the integrated on/off switch. Then eliminate the cause of the feedback, e.g. by reducing the volume of the speakers or the input sensitivity (gain or pad, where applicable) of your microphone input, and/or moving somewhat behind your speaker(s) before switching the microphone back on.

#### **Care and Maintenance**

Only clean this product with a slightly damp, lint-free cloth and do not use aggressive cleaning agents.

#### **Warranty Disclaimer**

Hama GmbH & Co KG assumes no liability and provides no warranty for damage resulting from improper installation/mounting, improper use of the product or from failure to observe the operating instructions and/or safety notes.

#### **Service and Support**

Please contact Hama Product Consulting if you have any questions about this product.

**Hotline:** +49 9091 502-115 (German/English) Further support information can be found here: [www.hama.com](http://www.hama.com)

#### **Technical Data**

<b>Impedance</b>	600 Ohm
<b>Sensitivity</b>	−75 dB +/- −3 dB
<b>Weight</b>	208 g
<b>Frequency</b>	100 – 10.000 Hz
<b>Length of Cable</b>	2,5 m
<b>Design</b>	Mono
<b>Connection</b>	3,5 mm (mono)
<b>Adapter</b>	3,5 mm / 6,3 mm
<b>Characteristic</b>	Unidirectional


### Recycling Information Note on environmental protection:

After the implementation of the European Directive 2002/96/EU and 2006/66/EU in the national legal system, the following applies: Electric and electronic devices as well as batteries must not be disposed of with household waste. Consumers are obliged by law to return electrical and electronic devices as well as batteries at the end of their service lives to the public collecting points set up for this purpose or point of sale. Details to this are defined by the national law of the respective country. This symbol on the product, the instruction manual or the package indicates that a product is subject to these regulations. By recycling, reusing the materials or other forms of utilising old devices/Batteries, you are making an important contribution to protecting our environment.

Hama GmbH & Co KG 86652 Monheim /Germany

All listed brands are trademarks of the corresponding companies. Errors and omissions excepted, and subject to technical changes. Our general terms of delivery and payment are applied.

### Documents / Resources

	<p><a href="#">hama 00046020 Dynamic Microphone</a> [pdf] Instruction Manual 00046020, DM-20, Dynamic Microphone</p>
---	--