



HAGERMAN PP12 Push Pull 12W Amplifier User Manual

[Home](#) » [HAGERMAN](#) » HAGERMAN PP12 Push Pull 12W Amplifier User Manual 

Contents

- [1 HAGERMAN PP12 Push Pull 12W Amplifier](#)
- [2 Disclaimer](#)
- [3 Warranty](#)
- [4 Description](#)
- [5 Specifications](#)
- [6 Operation](#)
- [7 Documents / Resources](#)
 - [7.1 References](#)
- [8 Related Posts](#)



HAGERMAN PP12 Push Pull 12W Amplifier



Copyrights & Trademarks

Copyright Hagerman Amplification 2022. All rights reserved. No part of this document may be photocopied, reproduced, or translated into another language without prior written consent.

Disclaimer

The information contained in this document is subject to change without notice. Hagerman Amplification shall not be liable for errors contained herein or for consequential damages in connection with the furnishing, performance, or use of this material.

Warranty

Hagerman Amplification warrants this product free of defects in materials and workmanship for a period of 5 years (90 days tubes). If you discover a defect, Hagerman Amplification will, at its option, repair or replace the product at no charge to you provided you return it during the warranty period, transportation charges prepaid to Hagerman Amplification. This warranty does not apply if the product has been damaged by negligence, accident, abuse or misuse or misapplication, has been damaged because it has been improperly connected to other equipment, or has been modified without the express written permission of Hagerman Amplification. This warranty is limited to the replacement or repair of this product and not to damage to equipment of other manufacturers. Any applicable implied warranties, including the warranty of merchantability, are limited in duration to a period of the express warranty as provided herein beginning with the original date of purchase, and no warranties, whether express or implied shall apply to the product thereafter. Under no circumstances shall Hagerman Amplification be liable for any loss, direct, indirect, incidental, special, or consequential damage arising out of or in connection with the use of this product.

Hagerman Amplification

1521 Alexander St Apt 1701

Honolulu, HI 96822

808-383-2704

www.hagamps.com

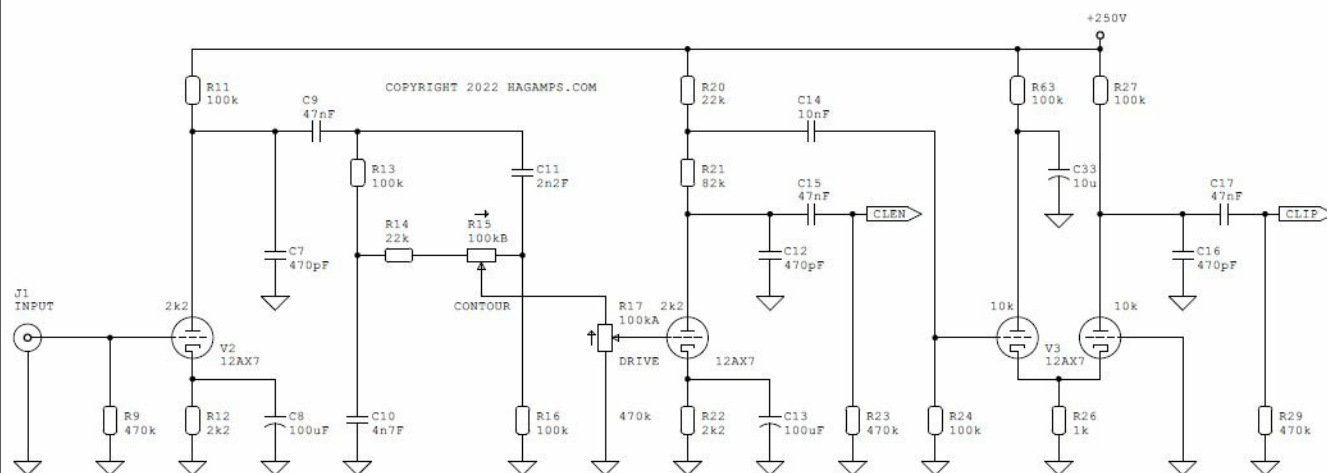
Description

The PP12 is an all-new modern EL84-powered tube amplifier design incorporating the novel Hagerman Clipper circuit as its high-gain channel. Delivering a very clean and low-noise 8 watts makes it ideal as a pedal platform, or 12 watts when pushed hard. There is a half-power switch on the rear for bedroom practice. This is not your Grandfather's amplifier! It boasts many unique features not found elsewhere, such as inductive rectification, a contour tone control prior to clipping, the all-tube Hagerman Clipper, and a passive analog cabinet simulator for line/headphone output. Each stage is fine-tuned to play in harmony with the whole and the transition from clean to dirty is exceptionally smooth, remaining under control without introducing harshness. You can crank it up while maintaining tone and articulation. This original design sacrifices maximum power in exchange for better tonality and behavior, not to mention longer tube life.

PP12 is available in a custom pine head or as a combo cab with a 12" Jensen Alnico speaker (16 x 16 x 9). My woodworking is not the best, so keep that in mind. Please specify 120VAC or 240VAC when ordering.

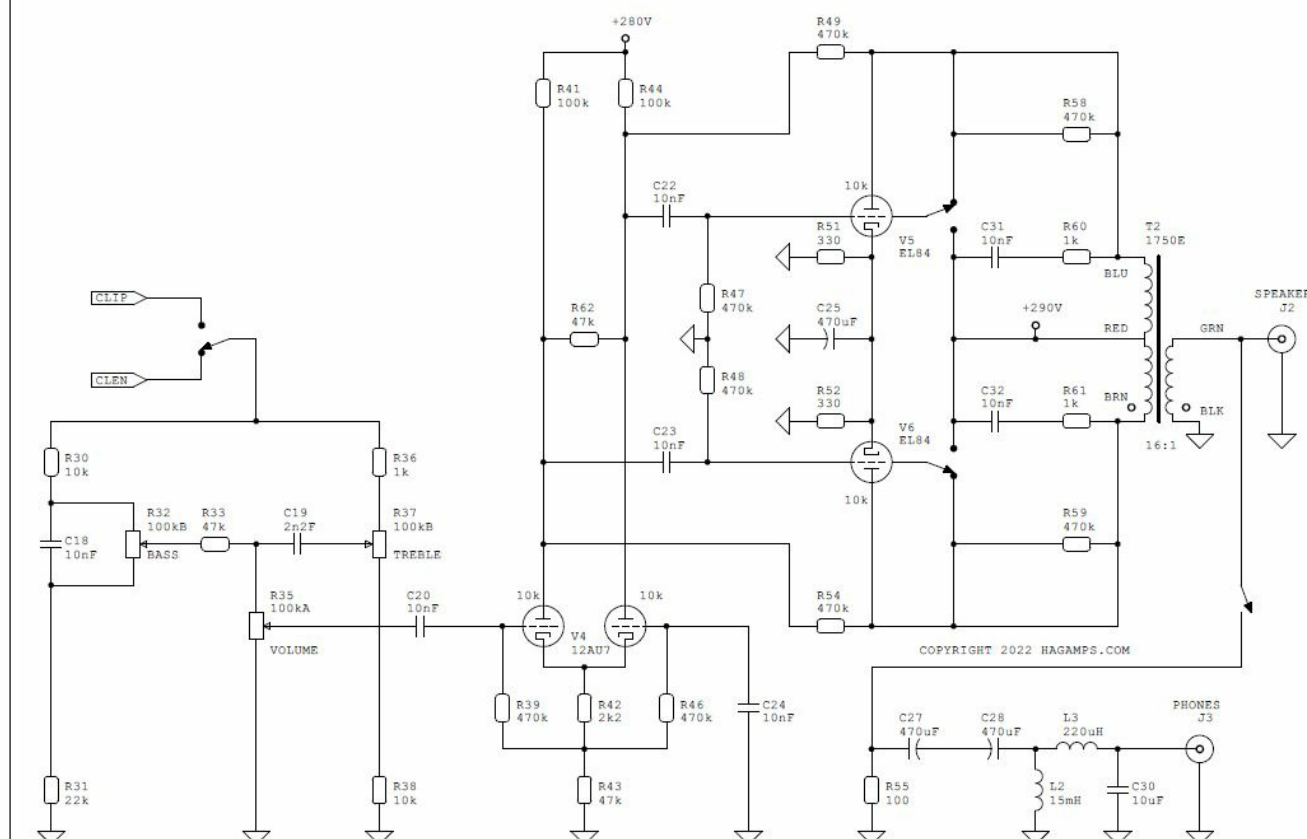
Specifications

HAGERMAN AMPLIFICATION PP12




The CONTOUR control is a tilt-style tone control that precedes the clipping stages.

HAGERMAN AMPLIFICATION PP12



For a Klon-like boost, set to around 2 p.m. CLIP selects between low and high-gain modes. By unplugging the SPEAKER output, the PHONES jack with analog cabinet simulation becomes active. Keep in mind to use a TRS (stereo) jack when using PHONES output.

Documents / Resources

 <p>HAGERMAN PP12 Push Pull 12W Amplifier</p>	<p>HAGERMAN PP12 Push Pull 12W Amplifier [pdf] User Manual</p> <p>PP12 Push Pull 12W Amplifier, PP12, Push Pull 12W Amplifier, Pull 12W Amplifier, 12W Amplifier, Amplifier</p>
---	---

References

- [Hagerman Amplification](#)