

hager VZ464 Additional Terminal Instruction Manual


[Home](#) » [hager](#) » hager VZ464 Additional Terminal Instruction Manual 

Contents

- 1 hager VZ464 Additional Terminal
- 2 Mounting instructions
- 3 WHAT IS IN THE BOX
- 4 HOW TO INSTALL
- 5 Documents / Resources
 - 5.1 References
- 6 Related Posts

hager

hager VZ464 Additional Terminal

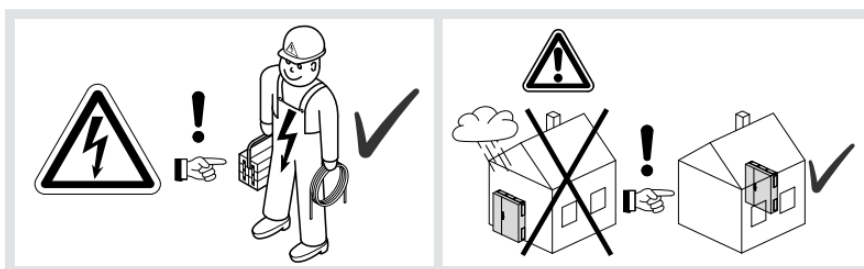


Product Information: Product Model: 6VU00700f Supported Languages: RU, BG, GR, SI, EE, IS – Product Dimensions: 12 mm x 12 mm – Included Tools: PZ 2, 2.5 Additional Components: VZ460, VZ459 Manufacturer: Hager Version: 09.2009 Product Usage Instructions: Start by gathering all the necessary components and tools

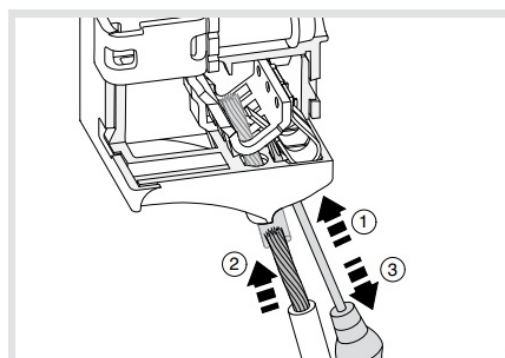
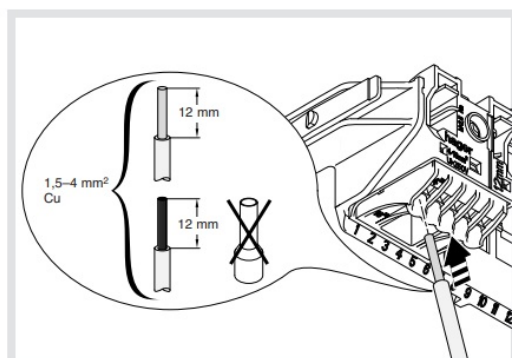
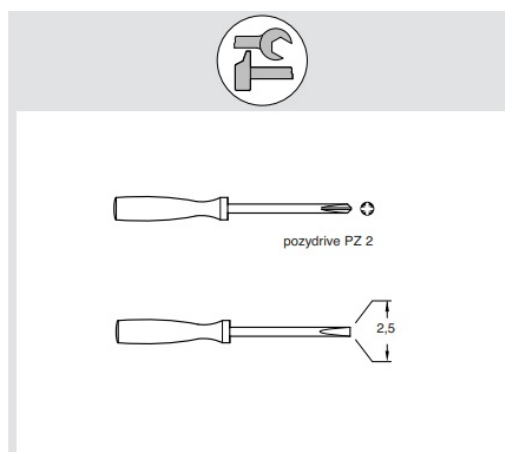
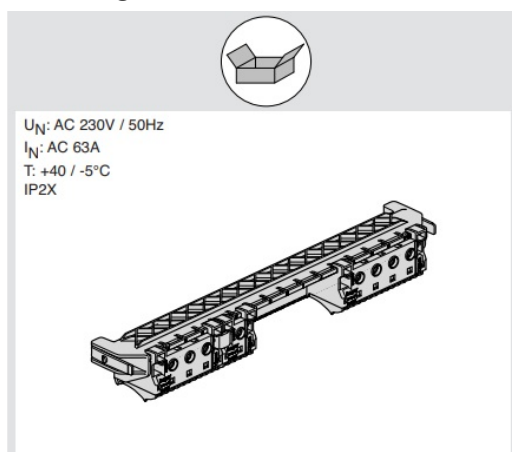
mentioned in the user manual. Ensure that the product model is 6VU00700f. Choose the appropriate language from the supported options (RU, BG, GR, SI, EE, IS) for your convenience. Take note of the product dimensions, which are 12 mm x 12 mm.

Use the PZ 2 or PZ 2.5 tool for the installation process. Refer to the diagrams provided in the user manual to understand the assembly steps. Install the component labeled VZ460 by following the instructions provided in the user manual. Install the component labeled VZ459 by following the instructions provided in the user manual. Ensure all components are securely in place by pressing them until you hear a click sound. 10. Make sure to tighten any screws or fasteners with a torque of $M_D = 2.5 \text{ Nm}$ (for 25mm2 = 3 Nm). Once the installation is complete, refer to the product's website at www.hagergroup.net for additional information and resources. Please note that these instructions are based on the information provided in the user manual and may vary depending on specific product versions or configurations.

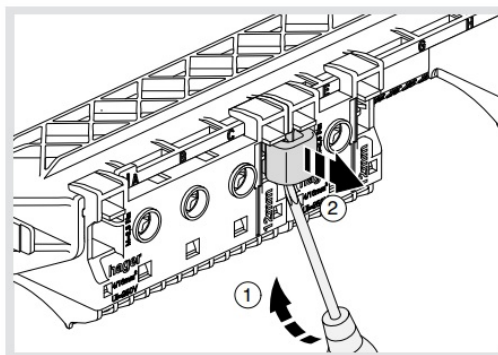
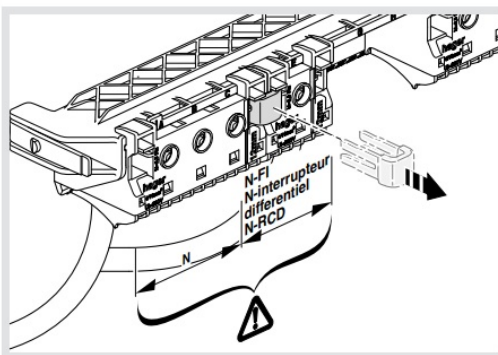
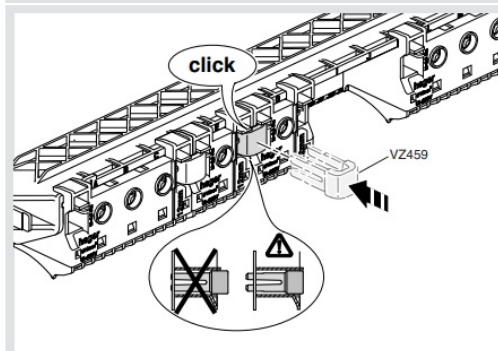
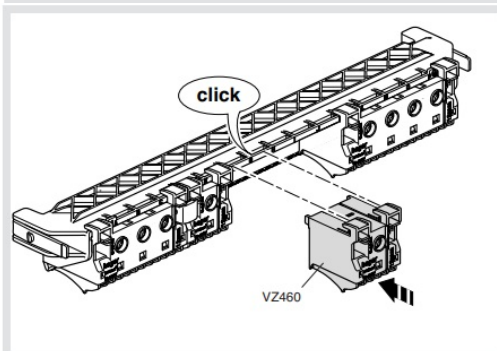
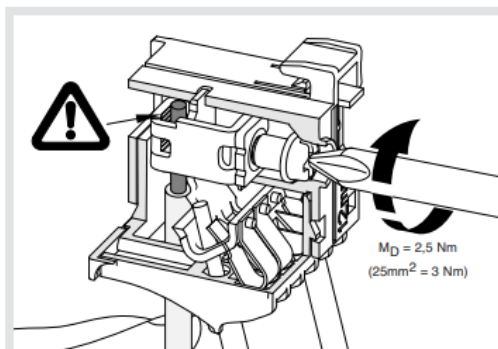
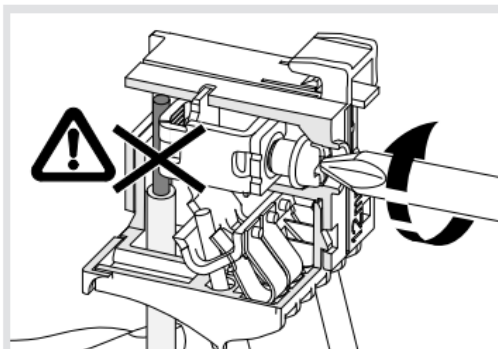
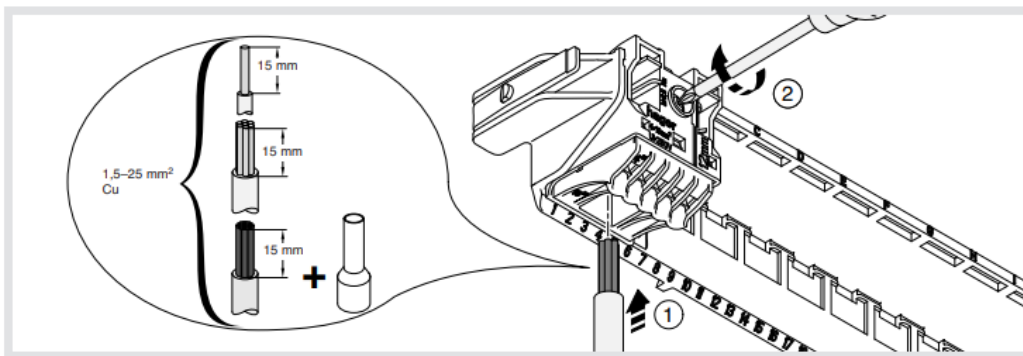
Mounting instructions



WHAT IS IN THE BOX



HOW TO INSTALL



Documents / Resources



[hager VZ464 Additional Terminal](#) [pdf] Instruction Manual
VZ464 Additional Terminal, VZ464, Additional Terminal, Terminal

References

- hg [Everything you need to know about us | Hager Group](#)

Manuals+.