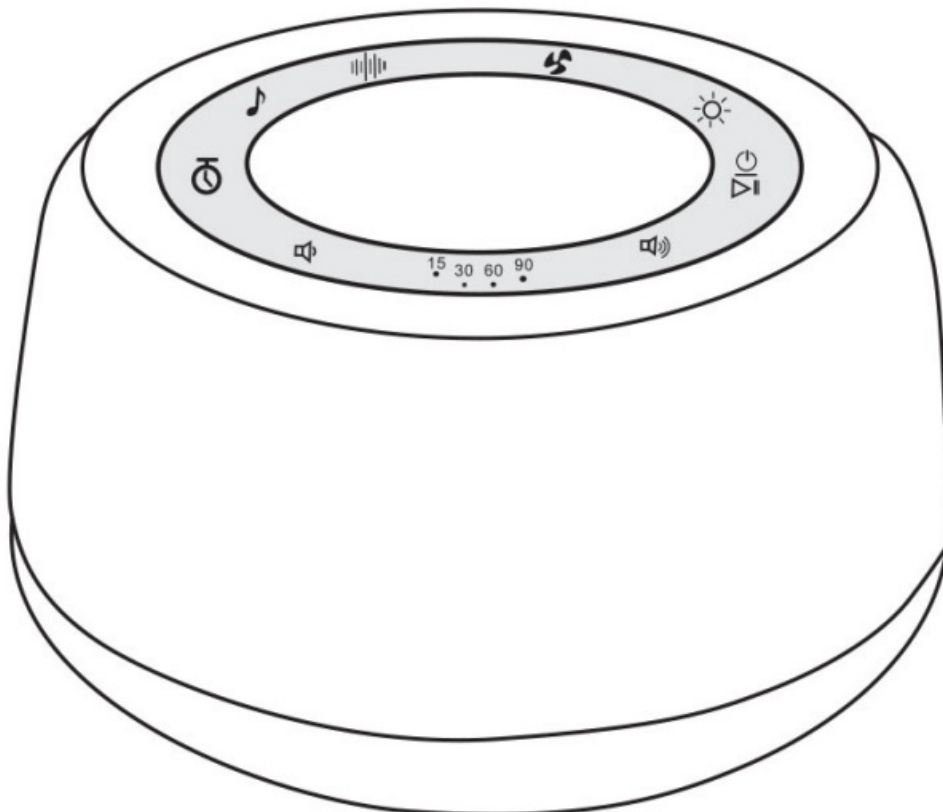




habitat White Noise Machine and Bluetooth Speaker Instruction Manual

[Home](#) » [habitat](#) » habitat White Noise Machine and Bluetooth Speaker Instruction Manual 

habitat White Noise Machine and Bluetooth Speaker



Contents

- [1 PACKAGE LIST](#)
- [2 SPECIFICATIONS](#)
- [3 PRODUCT DIAGRAM](#)
- [4 OPERATING INSTRUCTIONS](#)
- [5 FEATURES](#)
- [6 SAFETY INSTRUCTIONS](#)
- [7 WARRRRANTY AND AFTER SALES SERVICE](#)
- [8 Customer Support](#)
- [9 Documents / Resources](#)
 - [9.1 References](#)
- [10 Related Posts](#)

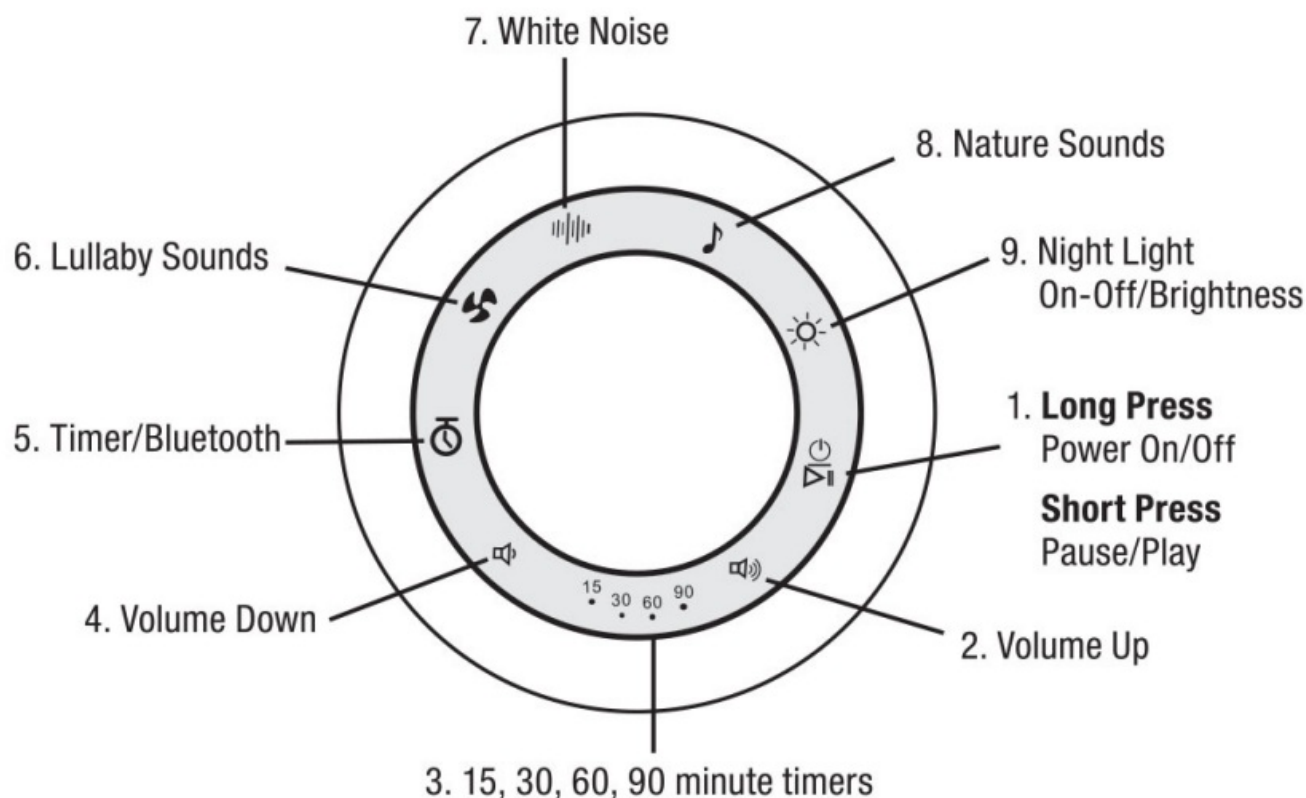
PACKAGE LIST

- 1 White Noise Machine
- 1 USB Charging Cable & Adapter
- 1 User Manual

SPECIFICATIONS

- **Model:** 640-0200-0000
- **Battery:** No
- **Volume Adjustment:** 30 Levels
- **Adapter Input:** 100V-240V-50/60Hz 0.5A
- **Adapter Output:** 5V/1A
- **Dimensions:** 5.12 x 5.12 x 12.4 inches
- **Weight:** 0. 721bs

PRODUCT DIAGRAM



OPERATING INSTRUCTIONS

1. POWER ON/OFF

Please connect the machine to a power source by using the power adapter provided before use.



Long press the " " button for 3 seconds. After the button is released, wait 1-2 seconds and you will hear a sound indicating the machine is on or off.



Short press the " " button to play or pause the sound.

2. PICK A SOUND

SHORT PRESS TO PLAY AND CHANGE SOUNDS



5 Lullaby Sounds



10 White Noise Sounds

Sounds include white noise 1, white noise 2, white noise 3, fire, brown noise 1, brown noise 2, aircraft propeller, rain and thunder, rain and thunder 2, and rain.



10 Nature Sounds

Sounds include owls and birds, waves and seagulls, waves 1, water noises 1, water noises 2, water and bird noises, waves 2, crickets and birds, crickets, birds.

3. VOLUME ADJUSTMENT



Volume Up: Press to turn up the volume. You will hear an indicator sound when maximum level has been reached.



Volume Down: Press to turn down the volume.

4. SET A TIMER



Short press the button " " to set time for 15, 30, 60, or 90 minutes.

The timer will be set successfully when the corresponding LED illuminates. The machine will be automatically turned off after the selected time.

5. NIGHT LIGHT



Short press the button " " to turn on the night light and choose different colors. You can also turn off the lights by long pressing the button.

6. BLUETOOTH MODE



Long press the " " button to enter the bluetooth mode, find "S800A" through the cell phone bluetooth and connect to bluetooth. Any sound can be played through the machine at this time.

FEATURES

1. MEMORY FUNCTION

The white noise machine will remember your last sound and light setting. Once you turn on the machine, it will automatically display the last settings used.

Note: Volume is not saved, so you do not have to worry about sound being too loud when you turn on the unit.

The timer function will need to be reset.

2. AUTO-SHUTDOWN FEATURE

Once the timer runs out, the machine will automatically turn off.

SAFETY INSTRUCTIONS

1. Please only use the original adapter and USB cable.
2. Before connecting this product to the power supply, please check whether the voltage marked by the adapter matches the local supply voltage.
3. Do not expose the product into water or humid areas, such as bathrooms.
4. When not in use, please turn off the power.

WARRANTY AND AFTER SALES SERVICE

One-year warranty is available from purchasing date, excluding user-caused failures listed below:

1. Failure resulted in unauthorized disassembly and modification.
2. Failure resulted in unexpected drop during application or transportation.
3. Failure resulted in operation away from proper instruction in user manual.

Customer Support

Note: If any parts are missing, DO NOT return to the place of purchase. If you have any questions about the


operation of this product, please go to <https://www.livehealthsmart.com/contact-us> or email us directly at service@livehealthsmart.com

Manufactured for:
HealthSmart® International
1931 Norman Drive
Waukegan, IL 60085
Made in China
#91-0200-0000 06/23

©2023 HealthSmart® International
Register this product at [LiveHealthSmart.com](https://www.livehealthsmart.com)

habitat®

Documents / Resources

	habitat White Noise Machine and Bluetooth Speaker [pdf] Instruction Manual White Noise Machine and Bluetooth Speaker, White, Noise Machine and Bluetooth Speaker, Machine and Bluetooth Speaker, Bluetooth Speaker, Speaker
---	--

References

- [User Manual](#)

[Manuals+](#), [Privacy Policy](#)

This website is an independent publication and is neither affiliated with nor endorsed by any of the trademark owners. The "Bluetooth®" word mark and logos are registered trademarks owned by Bluetooth SIG, Inc. The "Wi-Fi®" word mark and logos are registered trademarks owned by the Wi-Fi Alliance. Any use of these marks on this website does not imply any affiliation with or endorsement.