




H-Koenig TOS14 4-Slice Toaster Instruction Manual

[Home](#) » [H Koenig](#) » H-Koenig TOS14 4-Slice Toaster Instruction Manual 

H-Koenig TOS14 4-Slice Toaster Instruction Manual



Contents

- [1 Safety Instruction](#)
- [2 SPECIAL SAFETY INSTRUCTIONS FOR THIS APPLIANCE](#)
- [3 OPERATION](#)
- [4 CLEANING](#)
- [5 ENVIRONMENT](#)
- [6 Contact Us](#)
- [7 Documents / Resources](#)
 - [7.1 References](#)
- [8 Related Posts](#)

Safety Instruction

- Please read the operating instructions carefully before using the appliance.
- Please keep these instructions, the guarantee slip.
The receipt and if possible the box with inner packaging in a safe place!
- This appliance is intended exclusively for private and not for commercial use.
- Always remove the plug from the socket when the appliance is not in use or when you are attaching accessories, cleaning it or in the event of a malfunction. Switch off the appliance. Do not pull the cable, pull the

plug.

- Keep children away from the appliance to keep them safe from electric shocks. Make sure that the appliance is out of the reach of the reach of children.
Ensure that the cable does not hang down.
- Check the cable and the appliance regularly for damage. Do not switch on the appliance if it is damaged.
- Do not repair the appliance yourself, but consult an authorized professional instead.
- Keep the appliance and the cable away from heat, direct sunlight, moisture, sharp edges and such like.
- Never leave the appliance unsupervised if it is use! Always switch off the appliance if you are not using it, even if only for a brief period.
- Only use original parts.
- Never use the appliance outside.
- Never submerge the appliance in water or any other liquid. Do not allow the appliance to come into contact with water or other liquids. Do not use the appliance with wet or moist hands.
- Remove the plug from the socket immediately if it is moist or wet. Do not touch the water!
- If the supply cord is damaged, it must be replaced by the manufacturer or its service agent or a similarly qualified person in order to avoid a hazard;
- The bread may burn, therefore do not use the toaster near or below combustible material, such as curtains.
- The appliances are not intended to be operated by means of an external timer or separate remote-control system.
- This appliance is not intended for use by persons (including children) with reduced physical. Sensory or mental capabilities, or lack of experience and knowledge, unless they have been given supervision or instruction concerning use of the appliance by a person responsible for their safety.
- Children should be supervised to ensure that they do not play with the appliance.
- Only use the appliance for its intended purpose
- After you finish using this product, please recycle the product for disposal in accordance with local regulations.
- Do not turn down the upside on the table after finishing the toasting, which to help shake away the bread crumbs.
- Do not overturned in using.
- This appliance may be used by children of at least 8 years of age, as long as they are supervised and have been given instructions about using the appliance safely and are fully aware of the dangers involved.
- Cleaning and maintenance should not be carried out by children unless they are at least 8 years of age and are supervised by an adult.
- Keep the appliance and its power cord out of reach of children under 8 years of age.
- The device must not be used if it has been dropped, it obvious signs of damage are visible or if it has leaks.
When using electrical equipment, safety precautions must always be taken to prevent the risk of fire, electric shock and/or injury in the event of misuse.
- Make sure that the voltage rating on the type plate corresponds to your main voltage of your installation. If this is not the case, contact the dealer and do not connect the unit.

SPECIAL SAFETY INSTRUCTIONS FOR THIS APPLIANCE

- Only use the appliance if supervised (very dry bread may catch fire if toasted).
- The metal parts heat up! Danger of burns!
- Do not insert any forks, knives or such like in the toasting slot.

- Do not place the appliance anywhere near inflammable objects (e.g. curtains, wood, etc.)!

OPERATION

1. Only connect the appliance to a correctly installed safety plug (220-240V 50Hz/60Hz).
2. Turn the selector switch clockwise to set the toasting level from the lightest stage 1 to the darkest stage 7. If in any doubt, start with the lower setting (the black mark on the selector switch shows you the setting).
3. Insert sliced bread into the toasting slot and push down the lever until it locks.
4. The appliance starts toasting. The appliance switches off immediately once the set degree of toasting has been reached. The toast then pops up automatically.
5. The toaster only allowed 4 slices of the toaster to be toasted at a time.

If you wish to use the special functions, push the button

Cancel: To stop toasting prematurely

CLEANING

- Before cleaning, remove the plug from the socket and allow the appliance to cool down.
- Use a moderately damp cloth to clean the outside of the appliance.
- Do not use any aggressive or scrubbing detergents.
- Grasp the crumb shaft by the loop and pull it out, remove the bread residue and push the shaft back in.

This appliance conforms to the relevant CE guidelines and has been constructed on the basis of the latest technical safety regulations. Subject to technical changes!

ENVIRONMENT

CAUTION

Do not dispose of this product as it has with other household products. There is a separation of this waste product into communities, you will need to inform your local authorities about the places where you can return this product. In fact, electrical and electronic products contain hazardous substances that have harmful effects on the environment or human health and should be recycled. The symbol here indicates that electrical and electronic equipment should be chosen carefully, a wheeled waste container is marked with a cross.

Contact Us

Adeva SAS / H.Koenig Europe – 8 rue Marc Seguin – 77290 Mitry Mory – France




www.hkoenig.com

sav@hkoenig.com

contact@hkoenig.com

Tel: +33 1 64 67 00 05

Documents / Resources

<div><p>Instructions manual Manuel d'instructions Bedienungsanleitung Instrucciones de uso Manual d'uso</p><p>TOS14</p><p>Toaster Grill 4 Focs Four-slice Toaster</p></div>	<p>H-Koenig TOS14 4-Slice Toaster [pdf] Instruction Manual</p> <p>TOS14, 4-Slice Toaster</p>
--	--

References

-  [H.Koenig : Le spécialiste du petit électroménager](#)