







Gus Branch 2 Shelving Unit Instruction Manual

[Home](#) » [Gus](#) » Gus Branch 2 Shelving Unit Instruction Manual 

Gus Branch 2 Shelving Unit Instruction Manual

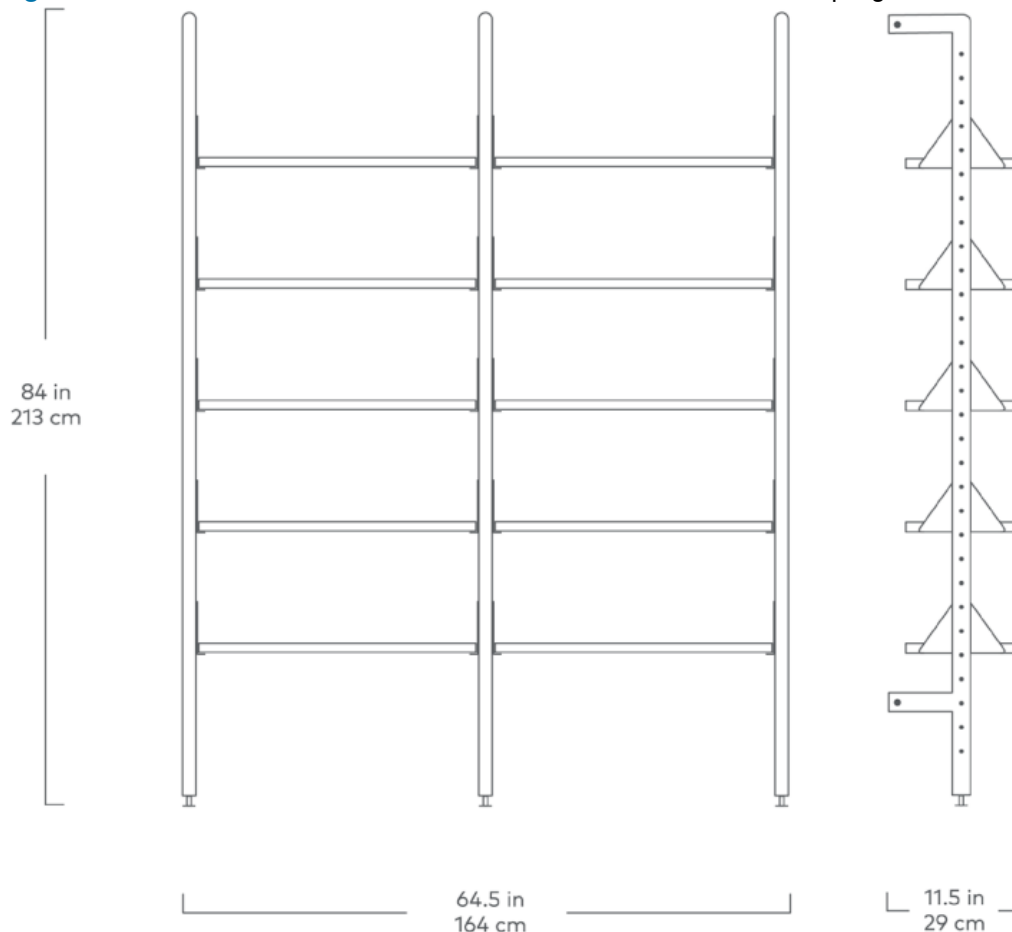


 <p>Blonde Uprights/ White Brackets/ Blonde Shelves</p>	 <p>Black Uprights/ Black Brackets/ Black Shelves</p>	 <p>Black Uprights/ Black Brackets/ Blonde Shelves</p>
--	---	---

The Branch Shelving System blends mid-century style with modular components that give you an infinite number of elegant, open-storage options for home or office. The design features varying bookshelf configurations that can be transformed into a seamless workspace with the addition of a desk unit. Additional add-on units let you customize the size and layout of your shelving system to perfectly suit your space, and the shelves are height adjustable to suit any arrangement of decorative items or resources. Refined details, such as rounded edges on the shelves and uprights, soften Branch aesthetic and enhance its architectural style. Straightforward installation means you can spend more time perfecting your vision and display.

Design Trade Professionals: We aim to keep our designs in stock and ready to ship quickly for projects on a tight timeline.

Designs may be customized with COM and alternate finishes (minimum quantities may apply). **Visit** : guscontract.com for more information about our Trade & Contract programs.



- Uprights are solid, FSC®-Certified Ash (FSC® 092551).
- Powder-coated steel brackets.
- Shelves are height-adjustable.
- Solid wood bullnose edge detail on shelves and desk.
- Actual Depth of Desk shelf is 20".


- Actual depth of Shelf is 11”.
- Components can be adjusted vertically in 2.5” increments.
- Max. weight per shelf/desk is 50lbs. Max weight per bay is 250lbs.
- Desk module is comprised of 2 shelves and 1 desk shelf.
- Suitable for residential or office spaces.
- Assembly required. All hardware and instructions provided.
- CARB Phase II, ANSI-BIFMA, and TSCA Title VI Compliant.
- Wood is a natural material, with variations in grain pattern and colour that make each design unique.



Contents

- [1 Documents / Resources](#)
 - [1.1 References](#)
 - [2 Related Posts](#)

Documents / Resources

	<p>Gus Branch 2 Shelving Unit [pdf] Instruction Manual Branch 2 Shelving Unit, Branch 2, Shelving Unit, Unit</p>
---	--

References

- guscontract.com
- [User Manual](#)

[Manuals+](#), [Privacy Policy](#)

This website is an independent publication and is neither affiliated with nor endorsed by any of the trademark owners. The "Bluetooth®" word mark and logos are registered trademarks owned by Bluetooth SIG, Inc. The "Wi-Fi®" word mark and logos are registered trademarks owned by the Wi-Fi Alliance. Any use of these marks on this website does not imply any affiliation with or endorsement.