



[Home](#) » [Guest Internet Solutions](#) » **Guest Internet Solutions GIS-K5 WiFi Hotspot Gateway**
Owner's Manual 

Contents [[hide](#)]

- [1 Guest Internet Solutions GIS-K5 WiFi Hotspot Gateway](#)
- [2 Provide a community Internet using your ISP service: easy to install and operate](#)
- [3 Items included with the STAR-9 kit](#)
- [4 Guest Internet features that manage the community WiFi Internet service](#)
- [5 CONTACT](#)
- [6 Documents / Resources](#)
 - [6.1 References](#)



Guest Internet Solutions GIS-K5 WiFi Hotspot Gateway



STAR-9 kit

An easy-to-install kit that provides an apartment building with Internet service using your ISP service, such as Starlink

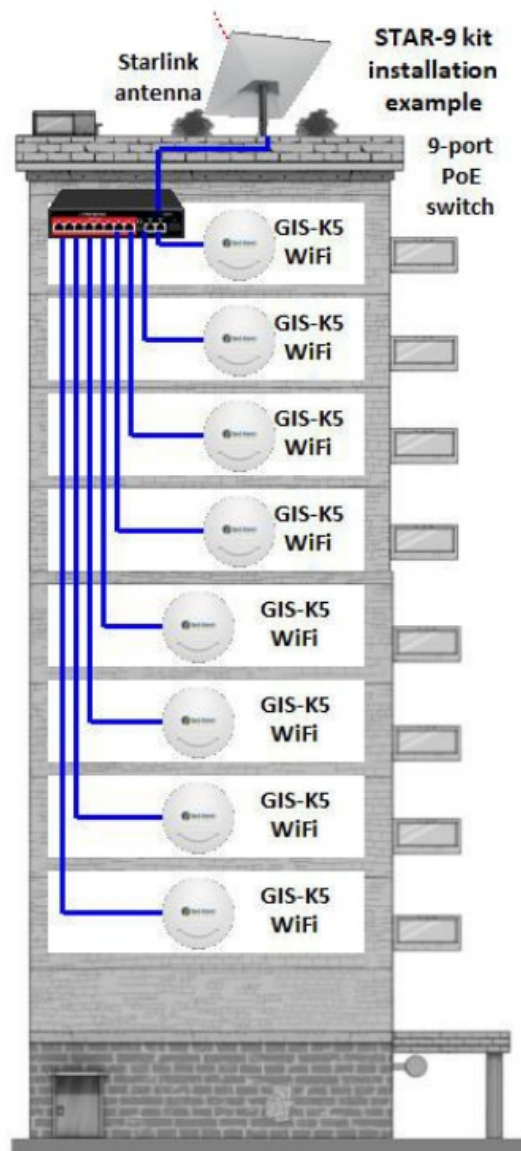
- Share or sell an Internet service to a community using Guest Internet to manage the ISP service.
- Everything you need in one kit to start providing a community Internet service using your ISP Internet.
- We have a selection of ready-to-use complete kits with full installation instructions, using high-performance products.
- Easy self-install and management of the Internet service, you do not depend on others.
- Multi-language: English and Spanish.
- Print vouchers with access codes to give people access: duration, data speed and data limits.
- Monitor the service for failures: get alerts.
- Protection from abuse of the Internet service; prevents unauthorized Internet access.
- No other fees, maintenance, license, software, services or contracts.
- Free support, free upgrades.
- Free cloud service; manage the Internet from anywhere.
- Branding is easy to customize your Internet service.



Provide a community Internet using your ISP service: easy to install and operate

Many communities have apartment buildings with limited or no Internet service. The STAR-9 kit is designed to operate with any ISP such as Starlink to provide a managed Internet service for an apartment building. Starlink Internet operates almost everywhere in the world and can be shared with residents in a community when the Internet service is managed using a Guest Internet controller. The unique Guest Internet features maintain good Internet performance for many users while ensuring that the ISP service is used responsibly. The number of residents using the WiFi Internet service is limited only by the speed of the ISP service.

The GIS-K5 wireless Internet controllers connect to the ISP router via the PoE switch included. The GIS-K5 wireless controllers are installed throughout the building to provide good wireless coverage. Additional STAR-5 and STAR-9 kits can be added for very large buildings.

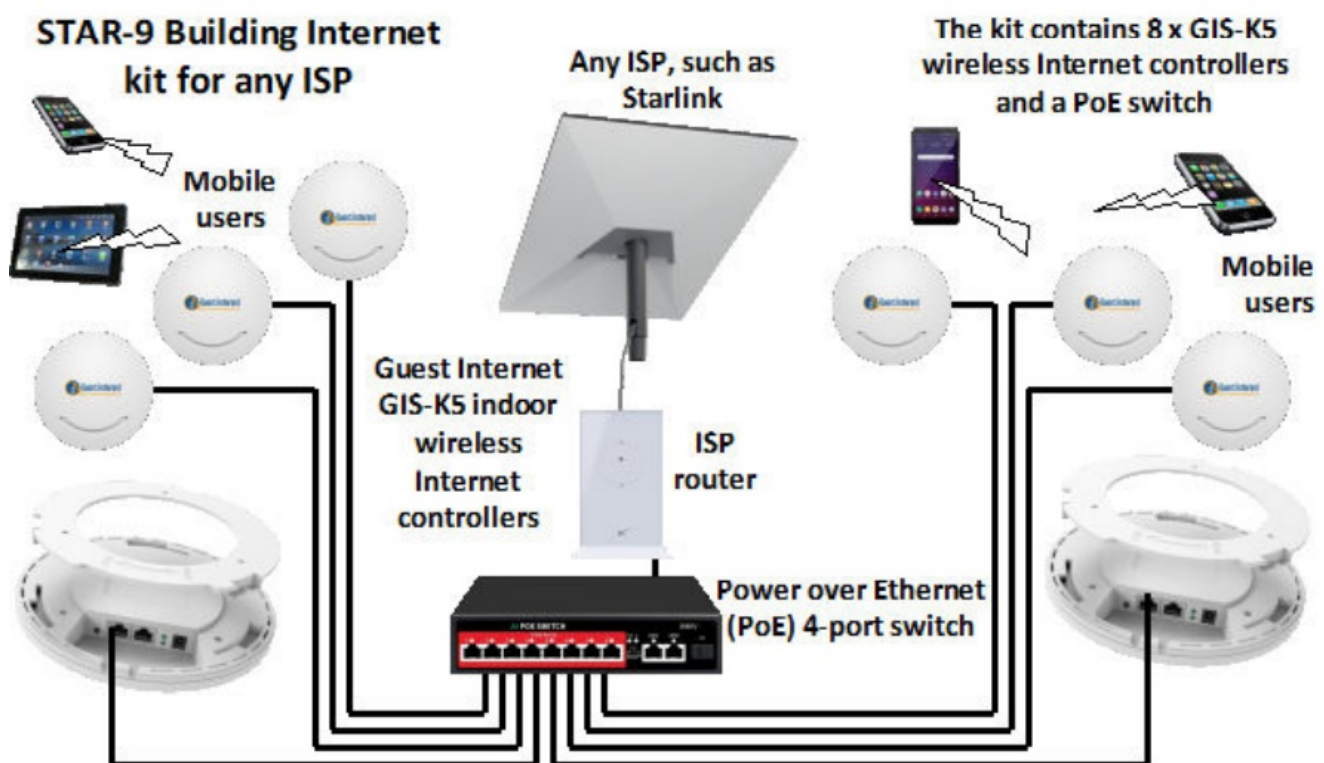


Guest Internet controllers set rules for Internet access so that the service from one Starlink antenna can be shared between many people, and to ensure that the Starlink data capacity is not exceeded which may result in a service interruption. The rules include the duration of access, maximum data speed, maximum data volume, and time at which the service can be used. Access is provided with a voucher that can be printed using the free Cloud service. The voucher access code has the rules for Internet access. Guest Internet has no other charges and the equipment is very easy to use so it is not necessary to rely on an 'expert' to operate the system, anyone can do it.



The GIS-K5 wireless Internet controller has all the features that are essential to manage the Starlink Internet service for many users. The STAR-9 kit provides Internet to apartment or office buildings.

Items included with the STAR-9 kit



- Eight GIS-K5 high-performance wireless Internet controllers
- Nine-port PoE switch, 8 PoE ports and 1 uplink port that connects to the Starlink

router Ethernet port

- Ethernet cables
- Free Cloud account to manage the service
- Print vouchers using the Cloud
- Complete guide, how to connect and configure your Internet service
- The Starlink antenna is not included

The installer has to provide the Ethernet cable that connects the PoE switch to each GIS-K5 wireless controller. The GIS-K5s are powered with the 48v PoE switch.



Guest Internet features that manage the community WiFi Internet service

Easy to install and use

Comprehensive instructions and simple products mean that you do not have to depend on others to provide the Internet service.

Quick
Start
guide



Control Internet use with access codes

- Duration of access
- Maximum data speed
- Maximum data use
- Number of users
- Date to be used
- + more



Failure monitoring

Monitor the Starlink, Guest Internet and wireless products; get an email alert when any failure occurs.



Multi-language

All software and documentation is available in English or Spanish, Guest Internet is the perfect product for Spanish speakers.



Print and sell vouchers

Each voucher has an access code



Intrusion protection

Prevent unauthorized access to the Internet service with the powerful Guest Internet firewall.

Guest Internet firewall



CONTACT

Call 1-[800-213-0106](tel:800-213-0106) for further information, or see our website: www.guest-internet.com

Fire4 Systems Inc, Guest Internet Solutions, 6073 NW 167 St., Unit C-12, Miami, FL 33015, USA.


Guest Internet Solutions is a business unit (DBA) of Fire4 Systems Inc., a Florida Corporation.

Copyright © Fire4 Systems Inc., 2024. All rights reserved.

Fire4, Guest Internet, Hospitality Internet and the respective logos are registered marks of Fire4 Systems Inc.

All other registered marks, trademarks, service marks and logos are the property of their respective holders.

Documents / Resources

| | |
|---|--|
|  | Guest Internet Solutions GIS-K5 WiFi Hotspot Gateway [pdf] Owner's Manual GIS-K5, STAR-5, STAR-9, GIS-K5 WiFi Hotspot Gateway, GIS-K5, WiFi Hotspot Gateway, Hotspot Gateway, Gateway |
|---|--|

References

- [User Manual](#)

Guest Internet

Solutions

gateway, GIS-K5, GIS-K5 WiFi Hotspot Gateway, Guest Internet Solutions, Hotspot Gateway, Star 9, STAR-5, WiFi Hotspot Gateway

—Previous Post

[Guest Internet Solutions GIS-R4 Internet Hotspot Gateway Instruction Manual](#)

Next Post—

[Guest Internet Solutions STAR-10 WiFi Community Internet Service Owner's Manual](#)

Leave a comment

Your email address will not be published. Required fields are marked *

Comment *

Name

Email

Website

☐ Save my name, email, and website in this browser for the next time I comment.

Post Comment

Search:

e.g. whirlpool wrf535swhz

Search

[Manuals+](#) | [Upload](#) | [Deep Search](#) | [Privacy Policy](#) | [@manuals.plus](#) | [YouTube](#)

This website is an independent publication and is neither affiliated with nor endorsed by any of the trademark owners. The "Bluetooth®" word mark and logos are registered trademarks owned by Bluetooth SIG, Inc. The "Wi-Fi®" word mark and logos are registered trademarks owned by the Wi-Fi Alliance. Any use of these marks on this website does not imply any affiliation with or endorsement.