



GUARDIAN ANGEL 2BCANRCRF Remote Control for LED Light with RF Transceiver Instruction Manual

[Home](#) » [GUARDIAN ANGEL](#) » GUARDIAN ANGEL 2BCANRCRF Remote Control for LED Light with RF Transceiver Instruction Manual 

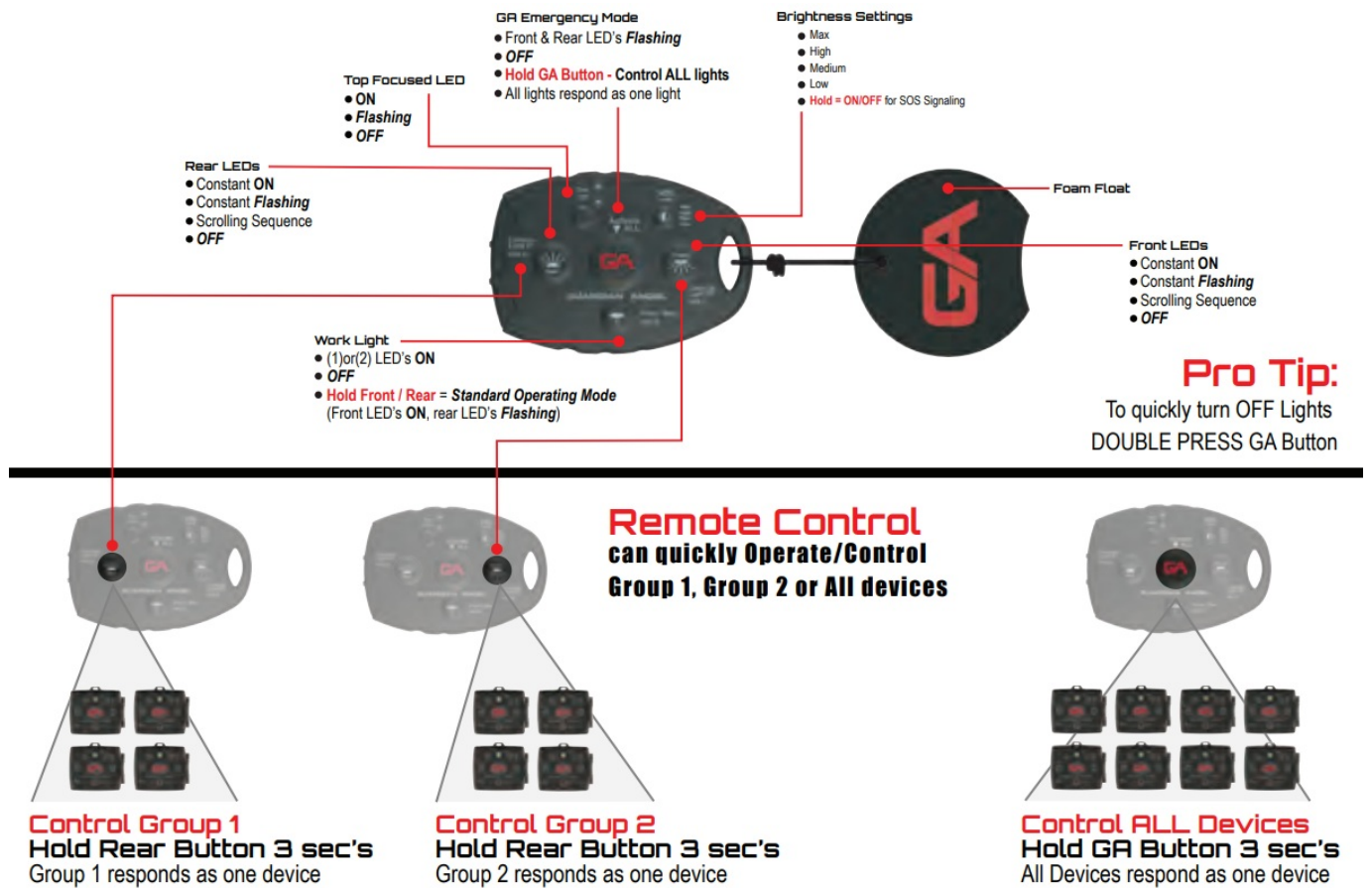


Contents

- [1 Remote Control Functions](#)
- [2 Power ON](#)
- [3 Pairing – Group 1 & 2 to a Standard Remote](#)
- [4 Documents / Resources](#)

Remote Control Functions

Operational Range – Line of Sight 75 ft.



Power ON

Power OFF Device for storage and Power Saver



Power ON

- Option 1- Hold down Front and Rear buttons for 2 seconds
 - Work light turns ON
- Option 2 -Plug your device in an AC Adapter using USB Cable
 - Work light will single flash
 - Double flash when charge is 100%
- Light turns ON at Max brightness

Power OFF


- Hold down the Front and Rear buttons for 3 seconds

– Work light flashes 3 times – unit is OFF.

Power Saver


After 2 hrs. if the remote has not been used the device will go into sleep mode. To take devices out of sleep mode press any button on the device – this wakes up the device.

Pairing – Group 1 & 2 to a Standard Remote




Group 1

Pair - One or Multiple Devices



Step 1 - Power ON Device
Hold GA & Front button at the same time
• When rotational pattern of LEDs turns ON, ready to Pair

Step 2
Hold GA Button to Pair remote to Devices




Pairing is finished when 4 Corner LEDs blink 3 times

Pro Tip:

Multiple devices can be Paired at the Same Time!


Pro Tip: a Paired Device

Powered OFF and then Powered ON will remains PAIRED to remote




Group 2

Pair - One or Multiple Devices



Step 1 - Power ON Device
Hold GA & Rear button at the same time
• When rotational pattern of LEDs turns ON, ready to Pair

Step 2
Hold GA Button to Pair remote to Devices

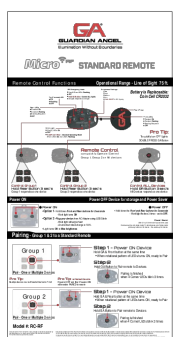


Pairing is finished when 4 Corner LEDs blink 3 times

Model #: RC-RF

Pursuant to FCC 15.21 of the FCC rules, changes not expressly approved by Archangel Device, LLC. might cause harmful interference and void the FCC authorization to operate this product. This product complies with the FCC RF radiation exposure limit set forth for an uncontrolled environment. This device complies with Part 15 of the FCC Rules and Innovation, Science and Economic Development Canada license-exempt RSS standard(s). Operation is subject to the following two conditions:
(1) This device may not cause harmful interference. and (2) this device must accept any interference received, including interference that may cause undesired operation.

Documents / Resources



[GUARDIAN ANGEL 2BCANRCRF Remote Control for LED Light with RF Transceiver](#) [pdf]
Instruction Manual
2BCAN-RC-RF, 2BCANRCRF, 2BCANRCRF Remote Control for LED Light with RF Transceiver
, Remote Control for LED Light with RF Transceiver, Control for LED Light with RF Transceiver,
LED Light with RF Transceiver, Light with RF Transceiver, RF Transceiver, Transceiver

