


Guangzhou Kinouwell Technology RF433mhz Gateway Module User Manual

[Home](#) » [Guangzhou Kinouwell Technology](#) » Guangzhou Kinouwell Technology RF433mhz Gateway Module User Manual 

Guangzhou Kinouwell Technology RF433mhz Gateway Module




Contents

- [1 Interface Description](#)
- [2 Mounting Accessories](#)
- [3 Connect the power cord](#)
- [4 Documents / Resources](#)
- [5 Related Posts](#)


Interface Description

The interface mainly includes Power interface, RS232 interface, RJ45 interface, RF433 antenna interface, etc.




Mounting Accessories

Connect the RF433 antenna and the network cable to the network port



Connect the power cord

At the power interface (Power interface), connect the AC220V power cord. Note that the red line is the positive pole of the power supply, and the blue line's the negative pole of the power supply. Please do not connect it wrongly!



FCC Warning Statement

Changes or modifications not expressly approved by the party responsible for compliance could void the user's authority to operate the equipment.

This equipment has been tested and found to comply with the limits for a Class B digital device, pursuant to Part 15 of the FCC Rules. These limits are designed to provide reasonable protection against harmful interference in a residential installation. This equipment generates uses and can radiate radio frequency energy and, if not installed and used in accordance with the instructions, may cause harmful interference to radio communications.

However, there is no guarantee that interference will not occur in a particular installation. If this equipment does cause harmful interference to radio or television reception, which can be determined by turning the equipment off and on, the user is encouraged to try to correct the interference by one or more of the following measures:

- Reorient or relocate the receiving antenna.
- Increase the separation between the equipment and receiver.
- Connect the equipment into an outlet on a circuit different from that to which the receiver is connected.
- Consult the dealer or an experienced radio/TV technician for help.

This device complies with part 15 of the FCC Rules. Operation is subject to the following two conditions: (1) This device may not cause harmful interference, and (2) this device must accept any interference received, including interference that may cause undesired operation.

Documents / Resources

<div><div>Guangzhou Kinouwell Technology Co., Ltd</div><div>RF433mhz gateway Installation guidance V1.0</div></div>	<div><div>Guangzhou Kinouwell Technology RF433mhz Gateway Module</div><div>[pdf] User Manual</div><div>RF433mhz Gateway Module, RF433mhz, Gateway Module, Module</div></div>
---	--

Manuals+,