


**Guangdong**

Guangdong F-619  
Wireless Remote  
Shutter



# Guangdong F-619 Wireless Remote Shutter Owner's Manual


[Home](#) » [Guangdong](#) » Guangdong F-619 Wireless Remote Shutter Owner's Manual 📄

## Contents

- [1 Guangdong F-619 Wireless Remote Shutter](#)
- [2 Product Usage Instructions](#)
- [3 Product illustration](#)
- [4 How To Use](#)
- [5 Battery](#)
- [6 FCC Statement](#)
- [7 Documents / Resources](#)
  - [7.1 References](#)
- [8 Related Posts](#)

# Guangdong

**Guangdong F-619 Wireless Remote Shutter**



## Specifications

- Size: 150mm
- FCC Compliance: Part 15
- Class: B digital device
- RF Exposure: General requirement met

## Product Usage Instructions

### FCC Compliance

This device complies with part 15 of the FCC rules. It must not cause harmful interference and must accept any interference received.

### Installation

Ensure the device is installed according to the provided instructions to prevent harmful interference with radio communications.

### RF Exposure

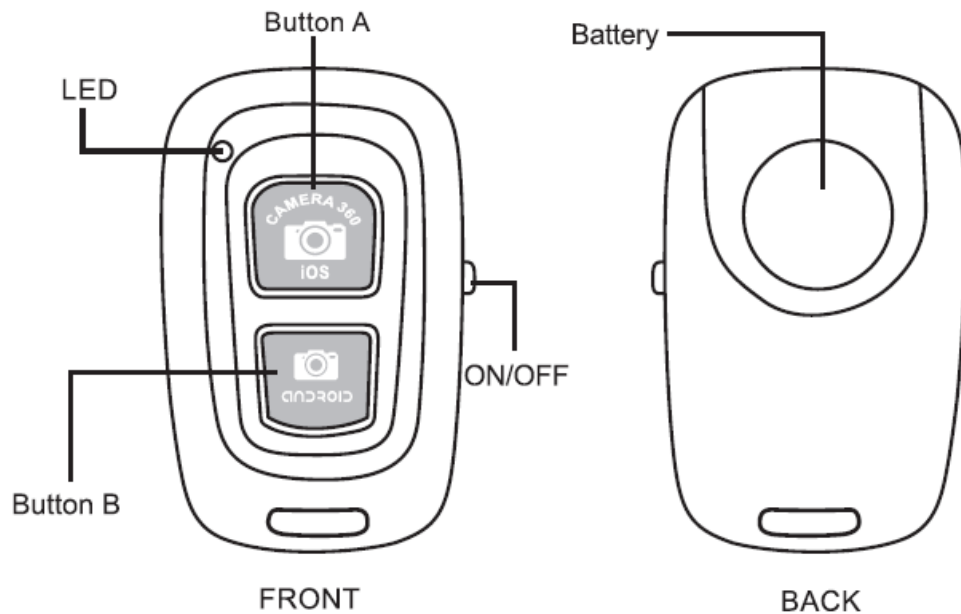
The device has been evaluated to meet general RF exposure requirements. It can be used in portable exposure conditions without restrictions.

### Frequently Asked Questions (FAQ):

#### Q: What should I do if the device causes interference?

A: If the device causes interference, try relocating it or adjusting its position to minimize the interference with other devices.

## Product illustration



# Wireless Remote Shutter Owner's Manual

## How To Use



### 1. Paring

- Turn on the shutter by switching the on/off button, AB Shutter3 will enter into pairing mode and the indicator LED starts flash quickly at the same time
- Activate the Wireless function on your phone and sourcing the devices around
- Select the device of "AB Shutter3" from the list and paring will be finished automatically in few seconds

### 2. Shooting

Select a correct APP and press the proper button on the shutter for ios and Android phones to taking the photos.

## Compatible devices

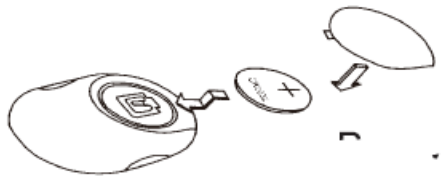
Compatible with Android 4.2.2 OS or newer and iOS 6.0 or newer

## Specifications

|                        |   |
|------------------------|---|
| MODEL I Shutter        |   |
| Communication          | Wireless V4.0   |
| Transmit frequency     | 2.4GHz-2.4835GHz  |
| Communication distance | 10m(30ft)   |
| Battery life           | CR2032 X1 cell/about 6 months under working in 10 times a day |
| Dimension              | 48mm X 30mm X 10mm  |
| Weight                 | About 8g  |

## Battery

Positive pole upwards to install the battery.



## WARNING

- INGESTION HAZARD : This product contains a button cell or coin battery.
- DEATH or serious injury can occur if ingested.
- A swallowed button cell or coin battery can cause Internal Chemical Burns in as little as 2 hours
- KEEP new and used batteries OUT OF REACH of CHILDREN
- Seek immediate medical attention if a battery is suspected to be swallowed or inserted inside any part of the body

## WARNING

- INGESTION HAZARD : This product contains a button cell or coin battery.
- DEATH or serious injury can occur if ingested.
- A swallowed button cell or coin battery can cause Internal Chemical Burns in as little as 2 hours
- KEEP new and used batteries OUT OF REACH of CHILDREN
- Seek immediate medical attention if a battery is suspected to be swallowed or inserted inside any part of the body.

## FCC Statement

This device complies with part 15 of the FCC rules. Operation is subject to the following two conditions:

1. This device may not cause harmful interference, and
2. this device must accept any interference received, including interference that may cause undesired operation.

Changes or modifications not expressly approved by the party responsible for compliance could void the user's authority to operate the equipment.

**NOTE:** This equipment has been tested and found to comply with the limits for a Class B digital device, pursuant to part 15 of the FCC Rules. These limits are designed to provide reasonable protection against harmful interference in a residential installation. This equipment generates uses and can radiate radio frequency energy and, if not installed and used in accordance with the instructions, may cause harmful interference to radio communications. However, there is no guarantee that interference will not occur in a particular installation. If this equipment does cause harmful interference to radio or television reception, which can be determined by turning the equipment off and on, the user is encouraged to try to correct the interference by one or more of the following measures:

- Reorient or relocate the receiving antenna.
- Increase the separation between the equipment and receiver.
- Connect the equipment into an outlet on a circuit different from that to which the receiver is connected.
- Consult the dealer or an experienced radio/TV technician for help.

The device has been evaluated to meet general RF exposure requirements. The device can be used in portable exposure conditions without restriction.

#### **About the button cell battery tip:**

- The statement "Remove and immediately recycle or dispose of used batteries according to local regulations and keep away from children. Do NOT dispose of batteries in household trash or incinerate them."
- The statement "Even used batteries may cause severe injury or death."
- The statement "Call a local poison control center for treatment information."
- A statement indicating the compatible battery type (e.g., LR44, CR2032).
- A statement indicating the nominal battery voltage.
- The statement "Non-rechargeable batteries are not to be recharged."
- The statement "Do not force discharge, recharge, disassemble, heat above (manufacturer's specified temperature rating) or incinerate. Doing so may result in injury due to venting, leakage or explosion resulting in chemical burns."
- The statement "Ensure the batteries are installed correctly according to polarity (+ and -)."
- The statement "Do not mix old and new batteries, different brands or types of batteries, such as alkaline, carbon-zinc, or rechargeable batteries."
- The statement "Remove and immediately recycle or dispose of batteries from equipment not used for an extended period of time according to local regulations."
- The statement "Always completely secure the battery compartment."
- If the battery compartment does not close securely, stop using the product, remove the batteries, and keep them away from children."

#### **Documents / Resources**



[Guangdong F-619 Wireless Remote Shutter](#) [pdf] Owner's Manual  
F-619, F-619 Wireless Remote Shutter, Wireless Remote Shutter, Remote Shutter, Shutter

## References

- [User Manual](#)

**Manuals+.** [Privacy Policy](#)

This website is an independent publication and is neither affiliated with nor endorsed by any of the trademark owners. The "Bluetooth®" word mark and logos are registered trademarks owned by Bluetooth SIG, Inc. The "Wi-Fi®" word mark and logos are registered trademarks owned by the Wi-Fi Alliance. Any use of these marks on this website does not imply any affiliation with or endorsement.