



GSI 879011 Flushing Set for Medium-Level Cistern Instruction Manual

[Home](#) » [GSI](#) » GSI 879011 Flushing Set for Medium-Level Cistern Instruction Manual 

Contents

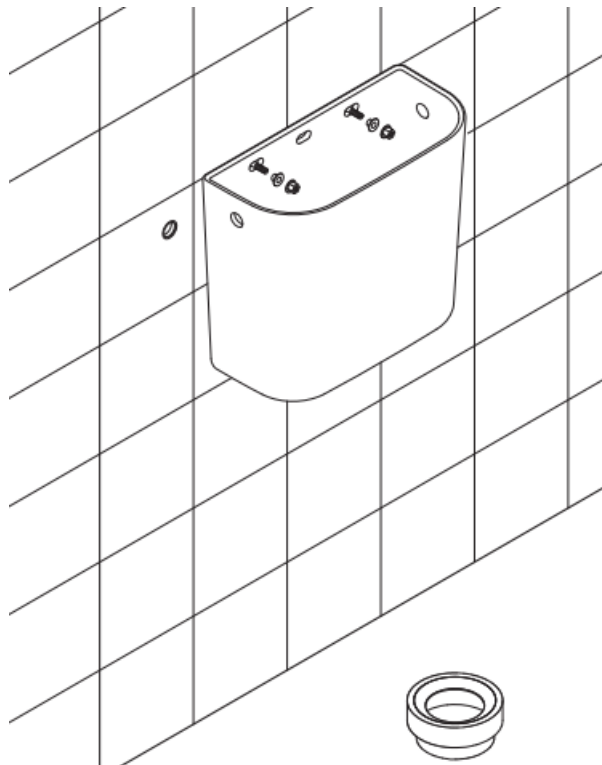
- [1 GSI 879011 Flushing Set for Medium-Level Cistern](#)
- [2 Installation instruction](#)
- [3 SETTING A AND B SHOULD ALREADY BE FACTORY SET](#)
- [4 Maintenance](#)
- [5 Warranty](#)
- [6 Documents / Resources](#)
 - [6.1 References](#)
- [7 Related Posts](#)

GSI

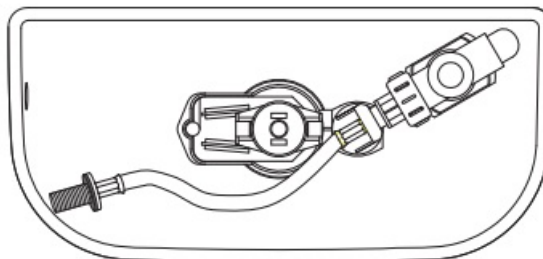
GSI 879011 Flushing Set for Medium-Level Cistern



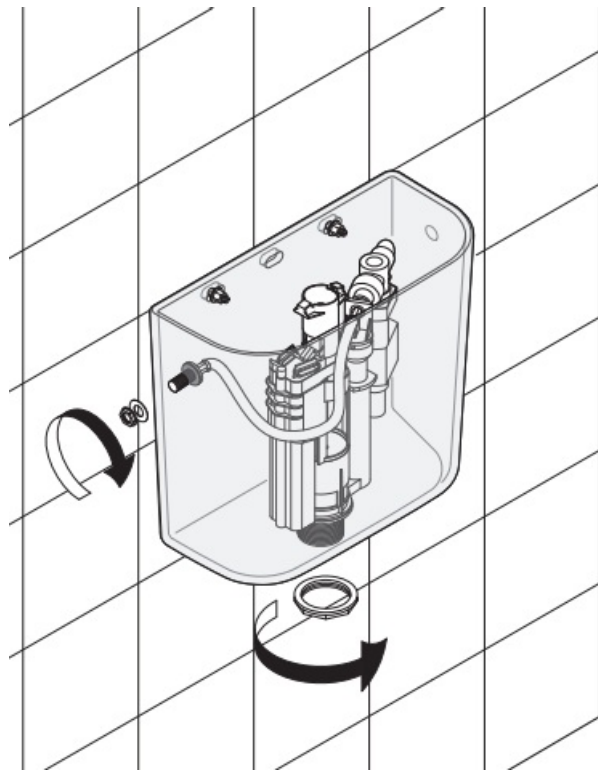
Installation instruction



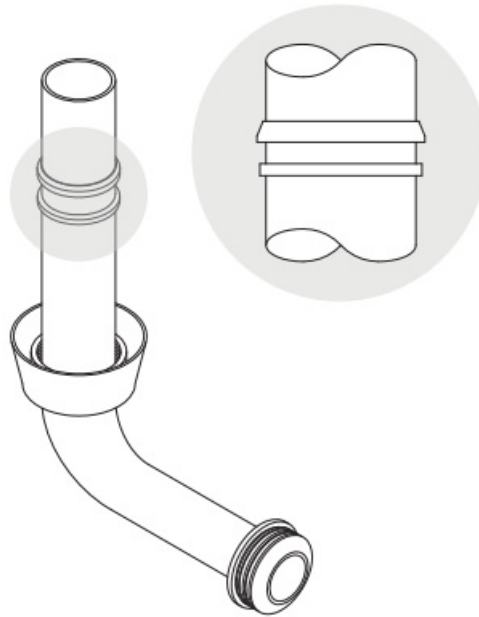
- Remove the diaphragm from the supply lateral hole and install the cistern



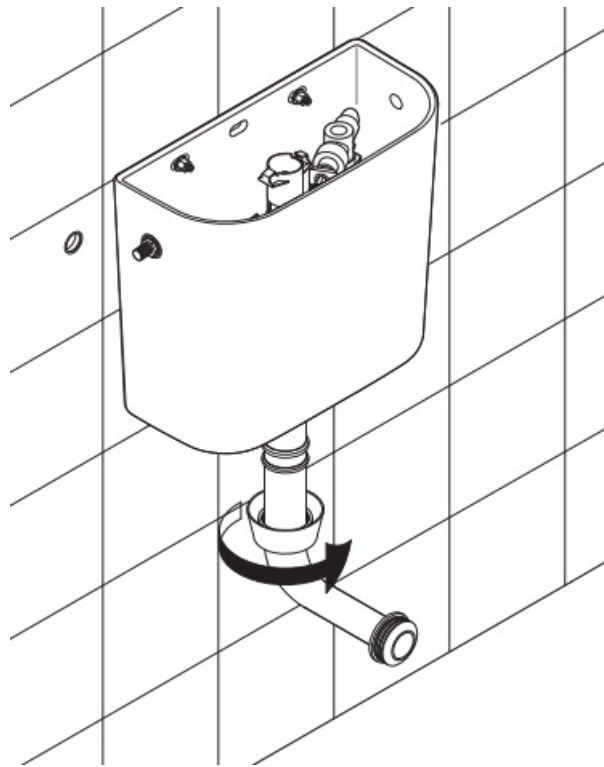
- Place the device inside the cistern



- Screw the flange and supply pipe



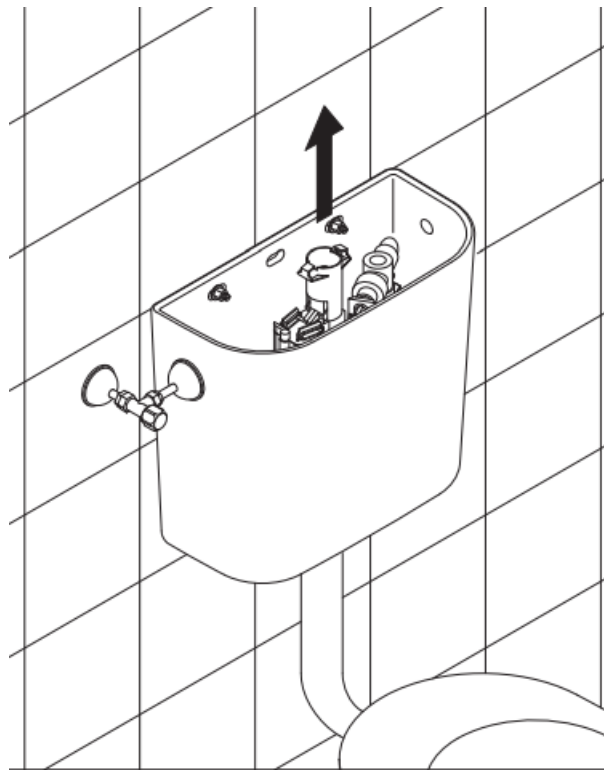
- Insert rubber clump, threaded stud and washers on supply pipe



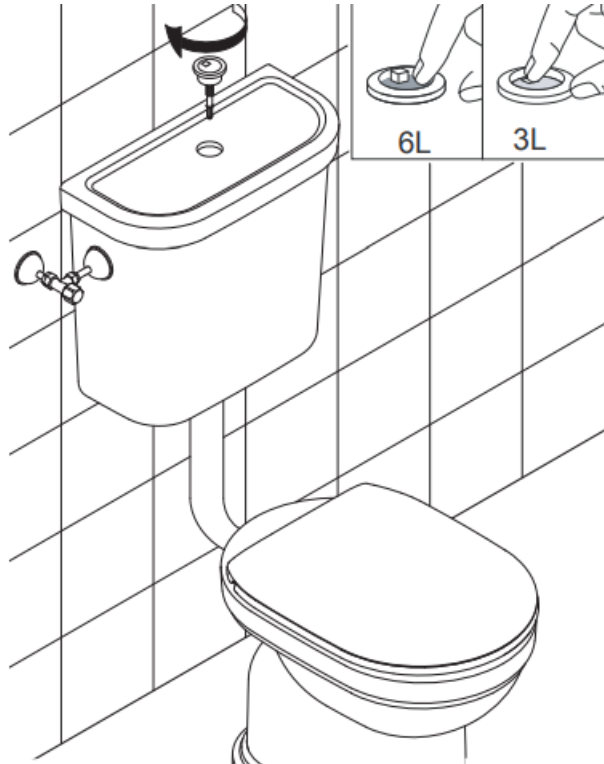
- Insert the pipe and screw the threaded stud



- Install the WC

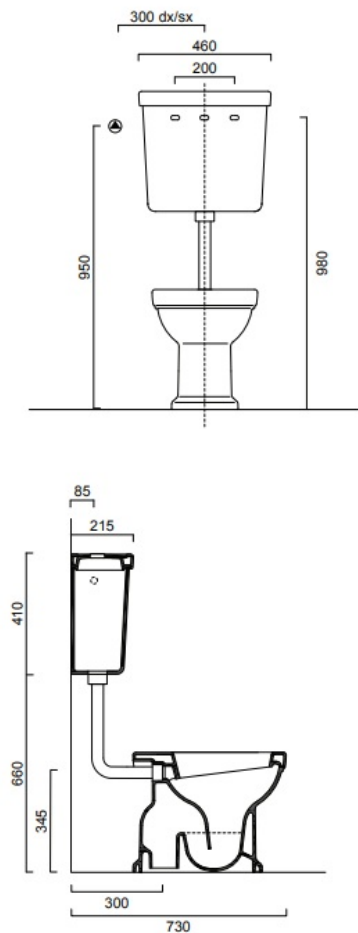


- Adjust the device height in order to suit the flush button and perform the hydraulic connections



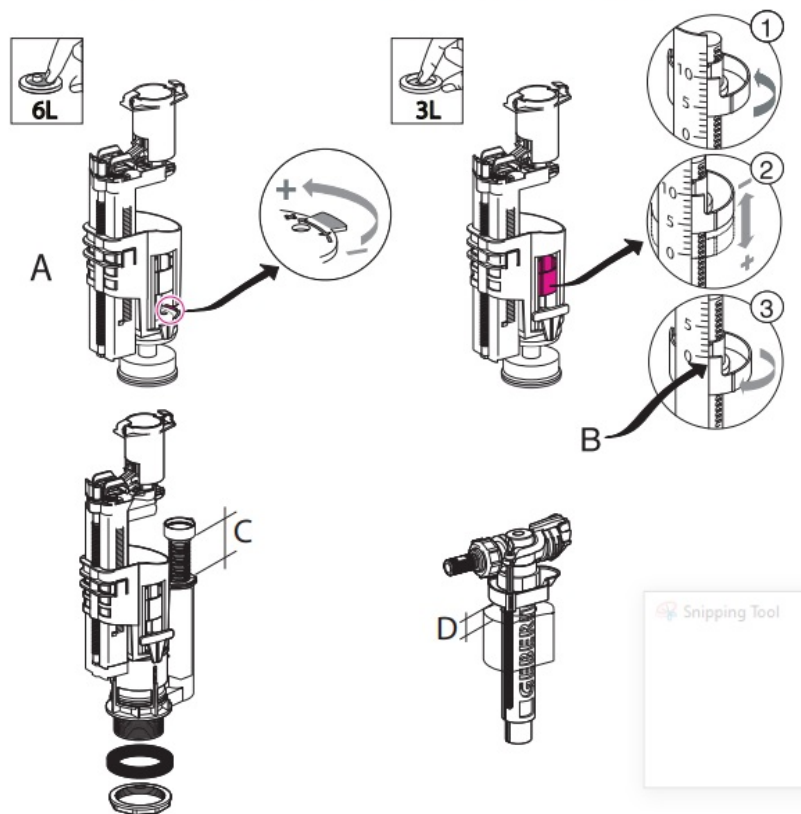
- Install the cistern lid, flush button and toilet seat-cover

SETTING A AND B SHOULD ALREADY BE FACTORY SET



A	B	C	D
-	Posizione 0 / Position 0	60 mm	35 mm

LE REGOLAZIONI A e B SONO PREIMPOSTATE DALL'AZIENDA
 SETTING A AND B SHOULD ALREADY BE FACTORY SET
 DIE EINSTELLUNGEN A und B SIND WERKSSEITIG VOREINGESTELLT



Maintenance

Use only soap detergents for cleaning and dry with a soft cloth. Do not use abrasive, corrosive, chemical detergents, disinfectants, alcohol, acids or solvents. Don't use abrasive sponges, steel wools, etc.. they damage the product surface. In case of chalky or aggressive water, dry right after use because the deposits could affect the product surface.

Warranty

GSI warrants the quality of its items for two years and is committed to replace the defective items within two years from products' delivery date; any kind of imperfection has to be declared anyway before the installation. GSI's warranty consists in replacing of defective goods, without possible additional expenses due to installation phase. In order to continue in improving its products, GSI reserves the right to alter without any prior warning the technical, formal and functional features.

Documents / Resources

[GSI 879011 Flushing Set for Medium-Level Cistern](#) [pdf] Instruction Manual
 879011, Flushing Set for Medium-Level Cistern, Flushing Set, 879011, Flushing

References

- ^{GSI} [Sito Ufficiale GSI® ceramica - Sanitari e arredo per il bagno made in italy](#)

Manuals+.