

**GROUND ZERO  
GZREM 6-10  
Remote  
Controller**



# GROUND ZERO GZREM 6-10 Remote Controller Owner's Manual

[Home](#) » [Ground-Zero](#) » GROUND ZERO GZREM 6-10 Remote Controller Owner's Manual 

## Contents

- 1 [GROUND ZERO GZREM 6-10 Remote Controller](#)
- 2 [Description](#)
- 3 [Technical data](#)
- 4 [Functions](#)
- 5 [Connection](#)
- 6 [Terms of Warranty](#)
- 7 [Safety instruction](#)
- 8 [MORE INFORMATION](#)
- 9 [FAQs](#)
- 10 [Documents / Resources](#)
  - 10.1 [References](#)
- 11 [Related Posts](#)

# GROUND ZERO

**GROUND ZERO GZREM 6-10 Remote Controller**



## Description

### Ground Zero DSP Series

The environment in a vehicle interior usually offers unfavorable conditions and installation positions for loudspeakers that lead to errors in audio reproduction. By using DSP technology, however, most problems can be corrected. The advantages of DSP technology are also available as a built-in function in some amplifiers, for example integrated in a plug'n'play amplifier with ISO connection cable or as a universal 4channel amplifier with an 8-channel DSP and 4-channel preamplifier output.

### Remote control for GZDSP 6- 10 SQ

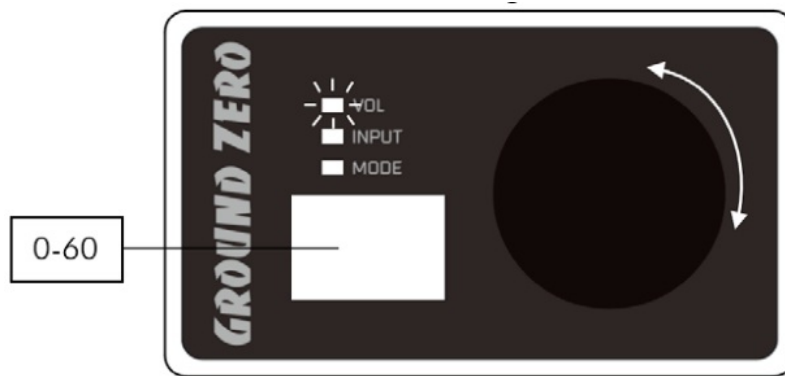
- Remote control with cable and LCD display
- Compatible with GZDSP 6- 10 SQ
- incl. subwoofer level control
- Including connection cable, 500 cm
- Total volume
- Subwoofer volume
- Memory selection
- Source switching

### Technical data

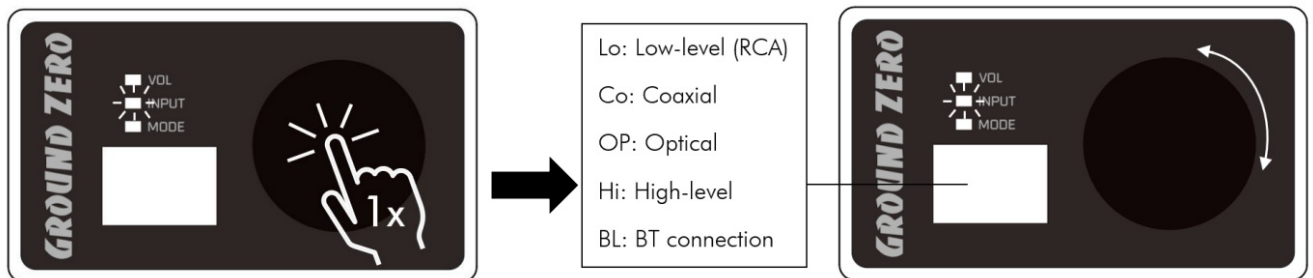
Version	Remote control with cable and display
Housing	Aluminum, black
LCD display	Yellow

## Functions

1. Volume Control



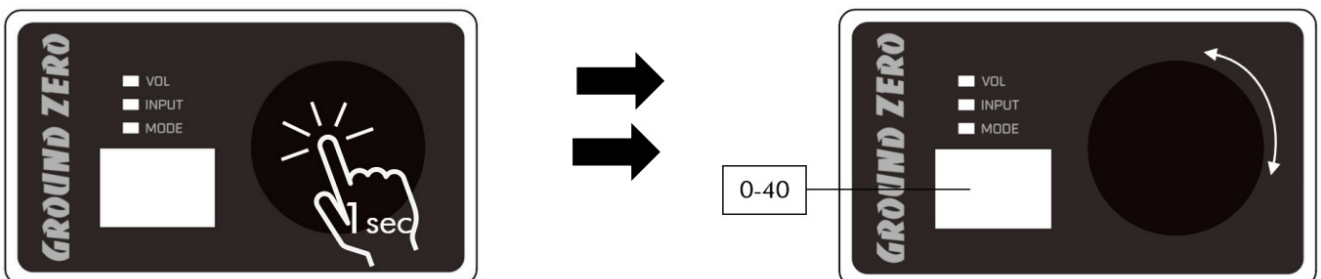
## 2. Source Change



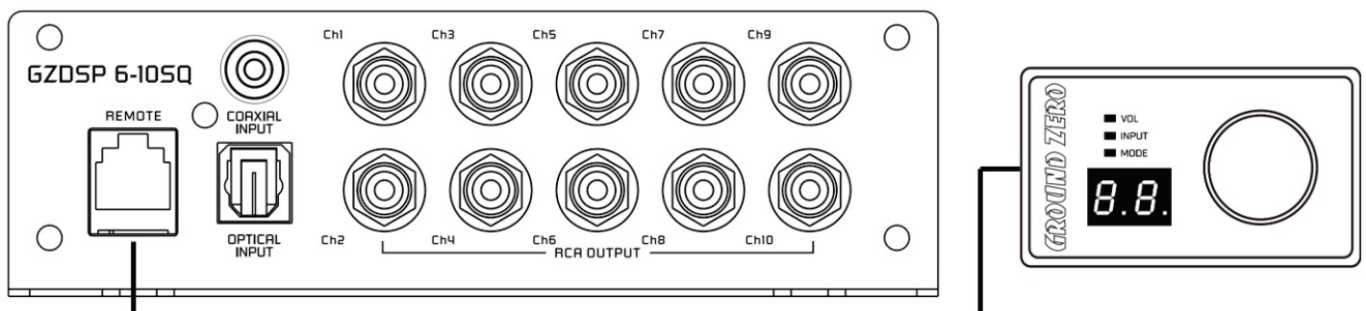
## 3. Preset Change



## 4. Subwoofer Level



## Connection



It's recommended to use the latest available software version for the GZDSP unit. Download the latest version from the web page.

## Terms of Warranty

The limited warranty for this product is covered by GROUND ZERO's regional distribution partners and their terms and conditions. For further information, contact your local retailer or distributor

## Safety instruction

### Safety instruction & Manufacturer's declaration

- **Safety Instructions:** Do not expose the device to extreme temperatures, fire, high humidity or direct contact with liquids. Do not use the device if it has been damaged or exposed to liquids. Keep the device, packaging and accessories away from children and pets to prevent accidents and suffocation.
- **Manufacturer's declaration:** Herewith Ground Zero GmbH declares that this product complies with the directive 2014/30/EU (EMC) and further declares that this product is in conformity with the rules of the EU directives (including all applicable amendments) 2011/65/EU RoHS2 and 2001/95/EC General Product Safety directive. The full text of the Declaration of Conformity (EU) is available at the following internet address: [www.ground-zero-audio.com](http://www.ground-zero-audio.com). Electronic products contain valuable raw materials and must not be disposed of with normal household waste. At the end of its service life, please bring the device to your local recycling facility.

## MORE INFORMATION

- **GROUND ZERO** products are engineered in Germany.
- **GROUND ZERO** – international sponsor of

### Ground Zero GmbH

- Erlenweg 25, 85658 Eggenstein, Germany
- **Tel.** +49 (0)8095/873 830 **Fax** -8310
- [www.ground-zero-audio.com](http://www.ground-zero-audio.com)




## FAQs

- **Q: How do I change the input source on GZREM 6-10?**
  - A: To change the input source, follow these steps:
    1. Press the Source Change button on the device.
    2. Use the controls to select the desired input source.
    3. Confirm the selection by pressing the OK button.
- **Q: How do I switch between presets on GZREM 6-10?**

- A: To switch between presets, follow these instructions:
  - Press the Preset Change button on the device.
  - Scroll through the available presets using the controls.
  - Select the desired preset by pressing OK.

## Documents / Resources

	<p><b><a href="#">GROUND ZERO GZREM 6-10 Remote Controller</a></b> [pdf] Owner's Manual GZREM 6-10, GZREM 6-10 Remote Controller, Remote Controller, Controller</p>
---	---

## References

-  [Ground Zero Audio – Car Audio Products](#)
- [User Manual](#)

[Manuals+](#), [Privacy Policy](#)

This website is an independent publication and is neither affiliated with nor endorsed by any of the trademark owners. The "Bluetooth®" word mark and logos are registered trademarks owned by Bluetooth SIG, Inc. The "Wi-Fi®" word mark and logos are registered trademarks owned by the Wi-Fi Alliance. Any use of these marks on this website does not imply any affiliation with or endorsement.