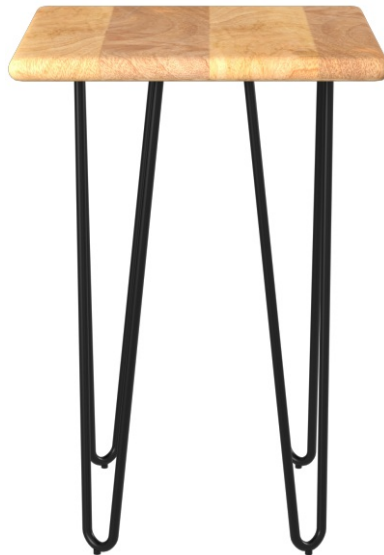


# GREENAGE Natural Teak Live Edge Coffee Table Instruction Manual

[Home](#) » [GREENAGE](#) » GREENAGE Natural Teak Live Edge Coffee Table Instruction Manual 

## GREENAGE Natural Teak Live Edge Coffee Table Instruction Manual



### Contents


- [1 Get started](#)
- [2 what to do](#)
- [3 Care guide](#)
- [4 What's included product parts](#)
- [5 Product parts](#)
- [6 Assembly instructions](#)
- [7 To err is human](#)
- [8 Documents / Resources](#)
- [9 Related Posts](#)

### Get started

This is easy.

You don't have to be a DIY expert to assemble this product. Just follow our instructions and you will have a show-off worthy addition in no time.

#### Estimated installation time



05 : 00

#### People required



1

#### what to do

- Put on mood music!
- To prevent damage to product, use the clean side of package carton or rug as working surface for assembly.
- While assembling the product, tighten the bolts upto 50%. Once all parts are in place, only then fully tighten the bolts.

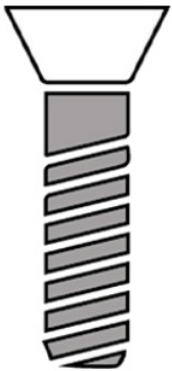
#### Care guide

- Clean regularly with a soft and dry cloth.
- To protect finish, avoid use of abrasive cleaners.
- Wipe up spills immediately. Please!



### What's included product parts

- Bolt 16x



- Allen Key 1x



### Product parts

- Tabletop 1x



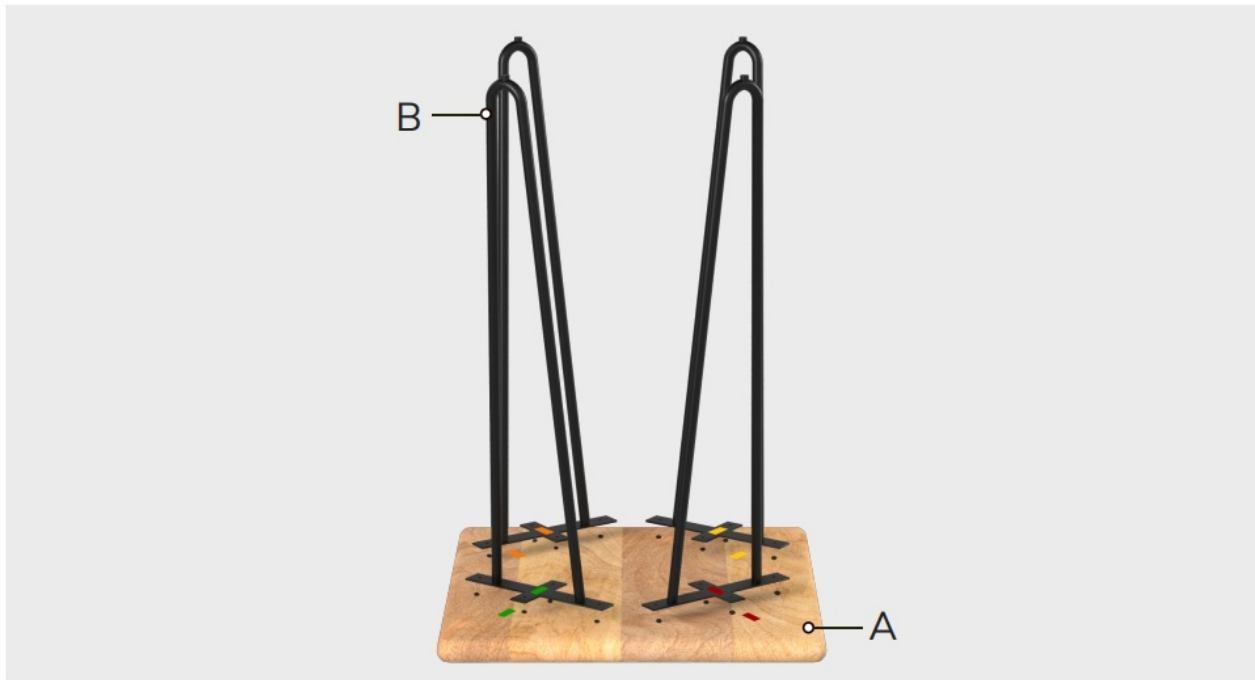
- Table Legs 4x



## Assembly instructions

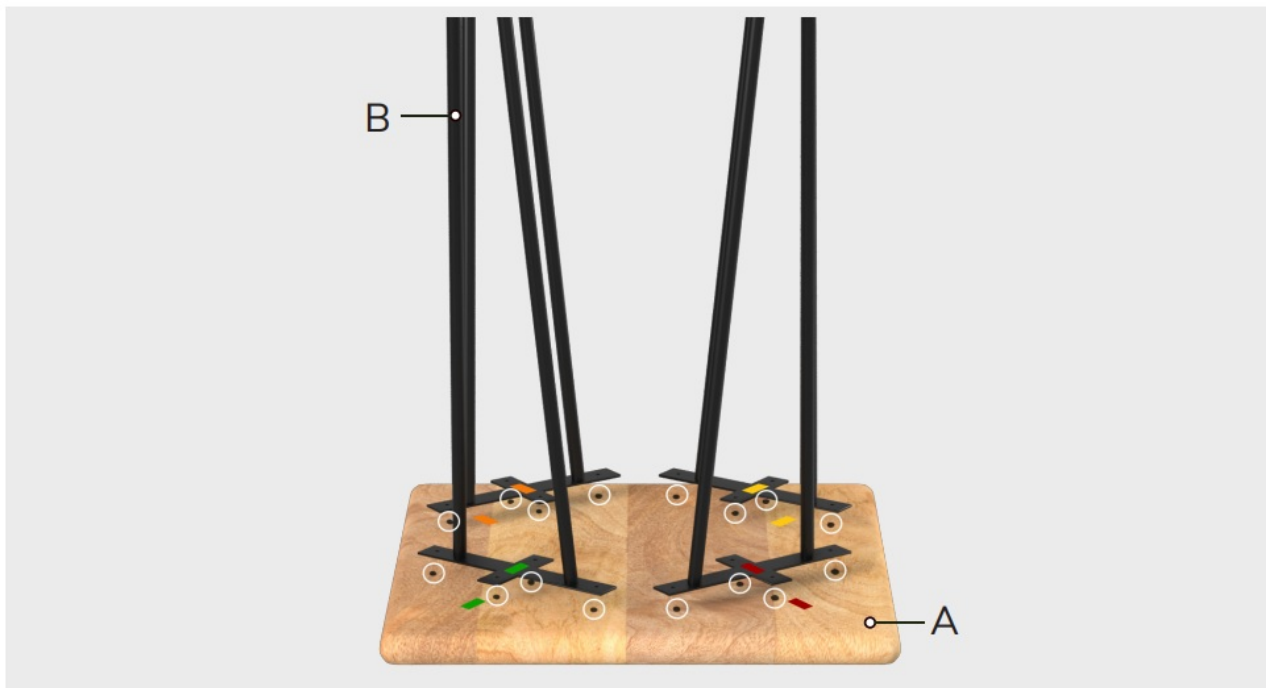
### Step 1:

Turn the tabletop (A) upside down. Align the colours on the table legs (B) with their counterparts on the tabletop (A).



### Step 2:

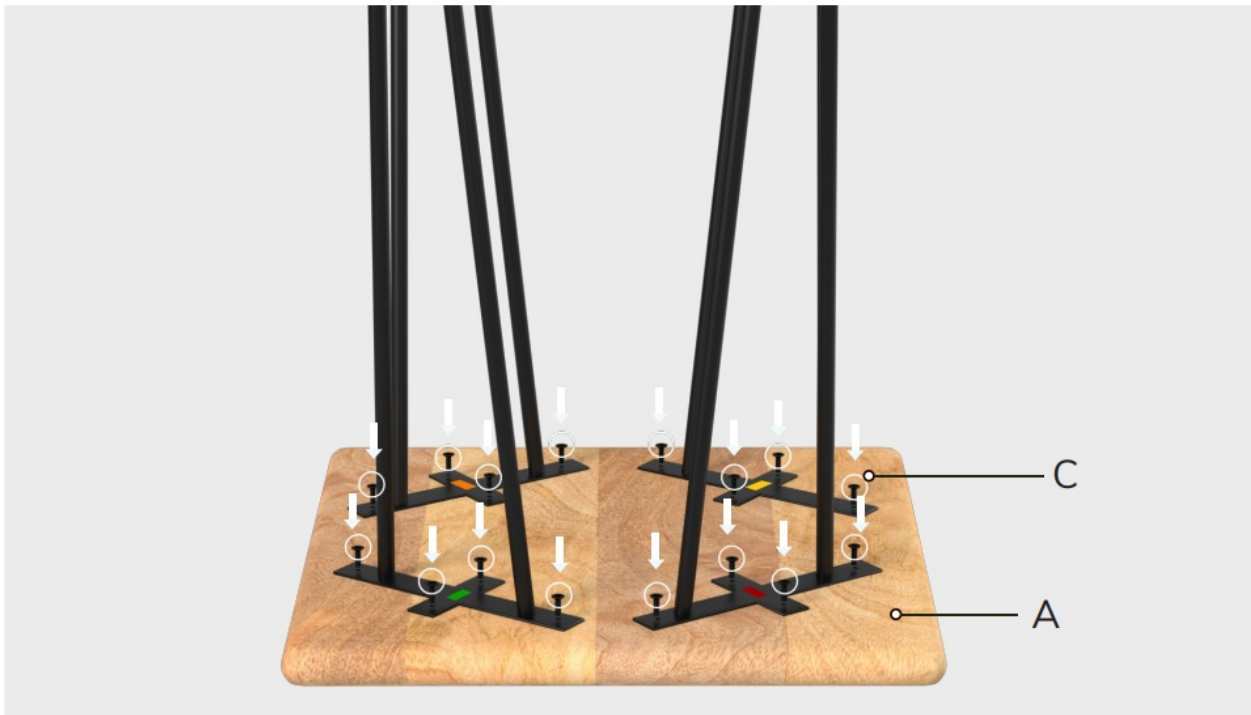
Start by attaching table leg (B) using bolts (C). See the highlighted circles in the image to know where to place the bolts (C).



**Step 3:**  
Using allen key (D), tighten the bolts (C) in place



**Step 4:**  
Repeat step with the remaining three legs.



## To err is human

Drop-tested packing, double-checks, experienced craftspeople, high-end materials we keep everything in mind to ensure your furniture arrives at your doorstep without any problems. But mistakes can sometimes happen because, well, to err is human. So, in the event of missing parts, delivery problems, damaged parts, please reach out to our team. We will be happy to fix the problem!

## Documents / Resources

	<p><a href="#">GREENAGE Natural Teak Live Edge Coffee Table</a> [pdf] Instruction Manual Natural Teak Live Edge Coffee Table, Teak Live Edge Coffee Table, Edge Coffee Table, Coffee Table</p>
--	--