



## Green Lion GL-JU15 Citrus Juicer with Dual Rotation User Manual

[Home](#) » [GREEN LION](#) » Green Lion GL-JU15 Citrus Juicer with Dual Rotation User Manual 

Green Lion GL-JU15 Citrus Juicer with Dual Rotation



## Contents

- 1 Product Overview
- 2 Safety Instructions
- 3 Instructions for Use
- 4 Cleaning Instructions
- 5 Specifications
- 6 Disposal
- 7 Warranty
- 8 Contact Us
- 9 Documents / Resources
  - 9.1 References
- 10 Related Posts

## Product Overview

1. Protective Cover
2. Bigger Juice Cone
3. Smaller Juice Cone
4. Adjustable Filter
5. Portable Handle
6. 700 ml Juice Tank
7. Transmission Axes
8. Motor Base



## Safety Instructions

1. Thoroughly read these instructions before activating the appliance and retain them for future reference.  
Ignoring these instructions may result in an accident.
2. Prior to use, clean all parts of the product that will come into contact with food, following the guidelines in the cleaning section.

#### **[A] Electric Safety Notes**

1. Do not operate the appliance if the cable or plug is damaged.
2. Verify that the voltage on the nameplate corresponds with your mains voltage before connecting the appliance.
3. The appliance's plug should fit securely into the mains socket. Do not modify the plug and avoid using plug adaptors.
4. Avoid using or storing the appliance outdoors.
5. Do not use the appliance if it has been dropped, shows visible signs of damage, or leaks.
6. Handle the electrical connection wire with care. Do not use the electric wire to lift, carry, or disconnect the appliance.
7. Prevent the electric cable from becoming trapped or tangled.
8. Regularly inspect the condition of the electric cable. Damaged or tangled cables heighten the risk of electric shock.
9. Never handle the plug with wet hands.
10. This appliance should not be used by individuals with reduced physical sensory, or mental capabilities, or a lack of experience and knowledge unless they are under supervision or have been instructed on its use by someone responsible for their safety.
11. Supervise children to ensure they do not play with the appliance.
12. If the supply cord is damaged, it must be replaced by the manufacturer, its service agent, or similarly qualified persons to prevent hazards.

#### **[B] Use and Care**

1. Fully extend the appliance's power cable before each use.
2. Do not invert the appliance while it is operating or connected to the mains.
3. Disconnect the appliance from the mains when not in use and before cleaning.
4. This appliance is intended for household use only, not for professional or industrial applications.
5. This appliance is not a toy. Supervise children to ensure they do not play with it.
6. This appliance should be operated by adults only. Ensure that it is not used by individuals lacking the ability to safely use the device, children, or those unfamiliar with its operation.
7. Store the appliance out of the reach of children and disabled individuals.
8. Avoid storing the appliance in a vertical position.
9. Store the appliance in a dry, dust-free location away from direct sunlight.
10. Never leave the appliance unattended during operation.
11. Misuse or non-compliance with the usage instructions will invalidate the warranty and absolve the manufacturer of liability.

#### **Instructions for Use**

1. Completely unroll the cord before connecting to a power source.
2. Plug the appliance into the mains.
3. Slice the citrus fruits to be juiced in half.
4. Position a glass beneath the appliance's juice outlet.
5. Activate the appliance by pressing the halved fruit onto the juicing cone.
6. To deactivate, cease applying pressure to the cone.
7. Detach both the cone and the filter to empty the jug.
8. Dispense the juice from the jug directly into glasses for serving.
9. If processing a large amount of fruit, clean the filter periodically and clear any pulp residues.

**Notice:**

- a. Start the appliance for 15 seconds, then switch it off for 15 seconds as part of a working cycle.
- b. After 10 cycles, cease operation and turn off the appliance for 30 minutes to allow it to rest.
- c. When processing a significant quantity of fruits, regularly clean both the filter and tank to eliminate any remaining pulp.

**Cleaning Instructions**

1. Disconnect the appliance from the power source and allow it to cool before initiating any cleaning process.
2. All parts, except for the power unit and the mains connection, can be cleaned using detergent and water or dishwashing liquid. Ensure thorough rinsing to eliminate all detergent residues.
3. Wipe the equipment with a damp cloth moistened with a few drops of dishwashing liquid, then dry it thoroughly.
4. Avoid using solvents or cleaning agents with acidic or basic pH values, such as bleach, or abrasive products to clean the appliance.
5. Never immerse the appliance in water or any other liquids, nor place it under a running tap.
6. Regular cleaning of the appliance is recommended to remove any food residues.
7. The protective cover, cone, filter, and jug are dishwasher safe.

**Specifications**

Model No.	GL-JU15
Material	Stainless Steel+AS+PP+ABS
Rated Voltage	220-240V, 50/60Hz
Rated Power	40W
Capacity	700 ml
Function Speed	56 RPM
Noise Leve	65 dB
Power Cord	BS Plug 1 m
Product Weight	700 g
Product Dimensions	193×143×195 mm

## Disposal

This product must not be disposed of as unsorted household waste. It is important to separate such waste for proper treatment and recycling, in compliance with local waste management regulations.

## Warranty

Products that you buy directly from our Green Lion website or shop come with a 24-month warranty.

When you buy Green Lion products from any of our approved sellers, you only get a 12-month warranty. If you want to extend this warranty, go to our website at <https://www.greenlion.net/warranty> and fill out the form with your information. Don't forget to upload a picture of the product too. After we've checked and accepted your request, we'll send you an email to confirm that your product's warranty has been extended.

For more info, please check:

<https://www.greenlion.net/warranty>

## Contact Us

If you have any questions about this Privacy Policy, please contact us at:

Website: <https://www.greenlion.net>

Sales: [sales@greenlion.net](mailto:sales@greenlion.net)


Service Support: [Support@greenlion.net](mailto:Support@greenlion.net)

Telegram: [@greenlion-global](https://t.me/greenlion-global)



Instagram: [@greenlion-global](https://www.instagram.com/greenlion-global)



## Documents / Resources

 <p>Green Lion Citrus Juicer with Dual Rotation and BPA Free SKU: GNCTJUR700BK Model No. GL-JU15</p>	<p><a href="#">Green Lion GL-JU15 Citrus Juicer with Dual Rotation</a> [pdf] User Manual GNCTJUR700BK, GL-JU15 Citrus Juicer with Dual Rotation, GL-JU15, Citrus Juicer with Dual R otation, Juicer with Dual Rotation, Dual Rotation, Rotation, Juicer</p>
---	---

References

-  [Green Lion the Smart Choice](#)
-  [warranty | Green Lion](#)
- [User Manual](#)

Manuals+. Privacy Policy

This website is an independent publication and is neither affiliated with nor endorsed by any of the trademark owners. The "Bluetooth®" word mark and logos are registered trademarks owned by Bluetooth SIG, Inc. The "Wi-Fi®" word mark and logos are registered trademarks owned by the Wi-Fi Alliance. Any use of these marks on this website does not imply any affiliation with or endorsement.