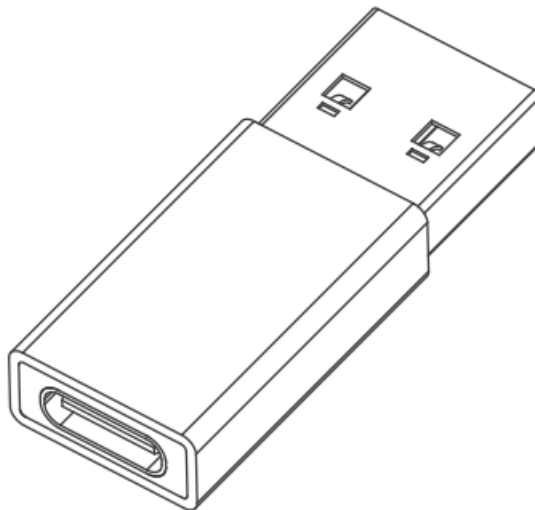




GRAUGEAR G-AD-CTA-10G USB 3.2 Gen2 Type-C Aapter User Manual

[Home](#) » [GRAUGEAR](#) » GRAUGEAR G-AD-CTA-10G USB 3.2 Gen2 Type-C Aapter User Manual 

GRAUGEAR G-AD-CTA-10G USB 3.2 Gen2 Type-C Aapter

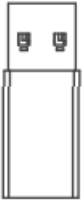


Contents

- [1 Package Contents](#)
- [2 Features](#)
- [3 Specifications](#)
- [4 Universal Compatibility](#)
- [5 Safety information](#)
- [6 Customer Service](#)
- [7 Documents / Resources](#)
 - [7.1 References](#)
- [8 Related Posts](#)

Package Contents

- G-AD-CTA-10G



- Manual



- Warranty card



Features

- Supports Anti-Twist port USB Type-C® with 10 Gbit/s USB 3.2 Gen2 Data Transfer
- Supports Data Sync(OTG) & Fast Charging
- Premium aluminum alloy housing, nickel plated port

Specifications

Connectors : Type-C® Female to Type-A Male Adapter

Controller : VL160

Function : Charging & Data Transmission

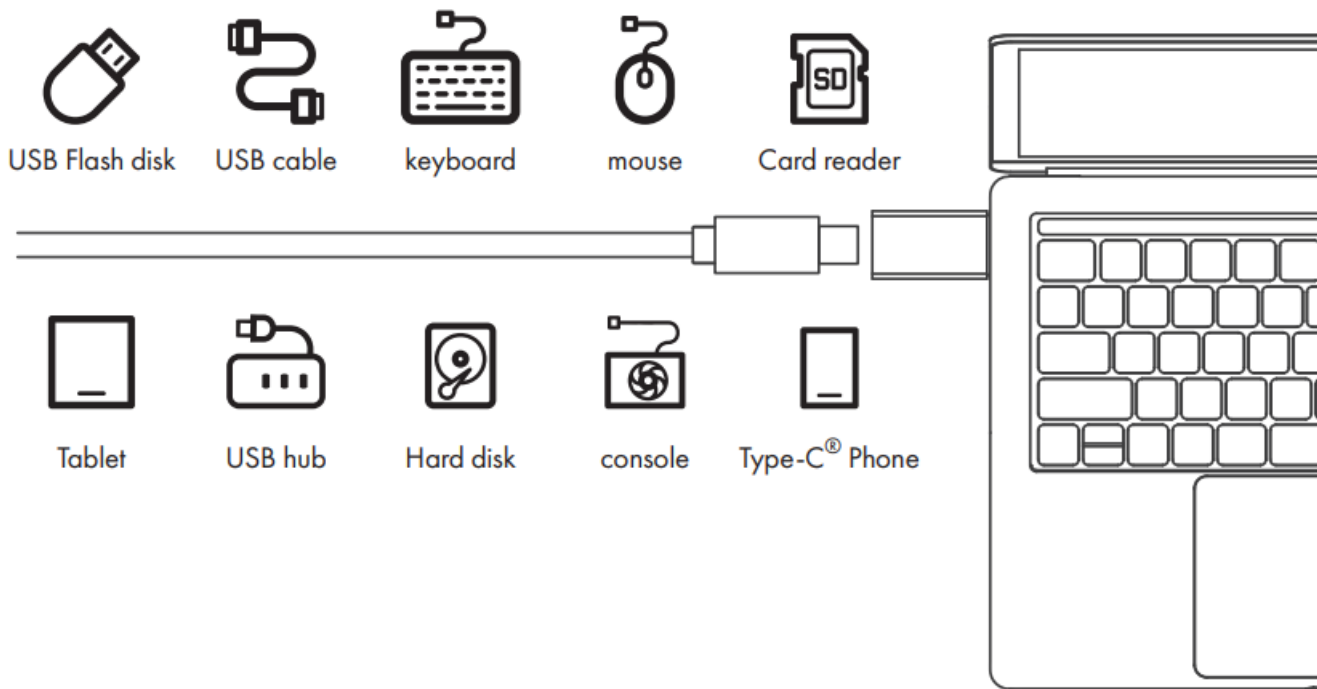
Color : Space Grey

Dimension : 4mm (W) x 6mm (H) x 34mm (D)

Support system : Windows® and MacOS®

Universal Compatibility

Make your Type-C® device compatible with Type-A connectors



Safety information

Please read carefully the following information to prevent injuries, damage to material and device as well as data loss:

Warning levels

Signal words and safety codes indicate the warning level and provide immediate information in terms of the probability of occurrence as well as the type and severity of the consequences if the measures to prevent hazards are not complied with.



DANGER Warns of a directly hazardous situation causing death or serious injury.



WARNING Warns of a potentially hazardous situation that may cause death or serious injury.



CAUTION Warns of a potentially hazardous situation that may cause minor injury.

IMPORTANT Warns of a potential situation that may cause material or environmental damage and disrupt operative processes.

Risk of electrical shock



WARNING Contact with parts conducting electricity

Risk of death by electrical shock

- Read the operating instructions prior to use
- Make sure the device has been de-energised prior to working on it
- Do not remove contact protection panels
- Avoid contact with conducting parts
- Do not bring plug contacts in contact with pointed and metal objects
- Use in intended environments only

- Operate the device using a power unit meeting the specifications of the type plate only!
- Keep the device/power unit away from humidity, liquid, vapour and dust
- Do not modify the device
- Do not connect the device during thunderstorms
- Approach specialist retailers if you require repairs

Hazards during assembly(if intended)



CAUTION Sharp components

Potential injuries to fingers or hands during assembly(if intended)

- Read the operating instructions prior to assembly
- Avoid coming into contact with sharp edges or pointed components
- Do not force components together
- Use suitable tools
- Use potentially enclosed accessories and tools only

Hazards caused by a development of heat

IMPORTANT Insufficient device / power unit ventilation

Overheating and failure of the device / power unit

- Prevent externally heating up components and ensure an exchange of air
- Do not cover the fan outlet and passive cooling elements
- Avoid direct sunlight on the device/power unit
- Guarantee sufficient ambient air for the device/power unit
- Do not place objects on the device/power unit

Hazards caused by very small parts and packaging



WARNING Risk of suffocation

Risk of death by suffocation or swallowing

- Keep small parts and accessories away from children
- Store/dispose of plastic bags and packaging in an area that is inaccessible to children
- Do not hand over small parts and packaging to children

Potential data loss

IMPORTANT Data lost during commissioning

Potentially irreversible data loss

- Always comply with the information in the operating instructions/quick installation guide
- Exclusively use the product once the specifications have been met

- Back up data prior to commissioning
- Back up data prior to connecting new hardware
- Use accessories enclosed with the product

Cleaning the device

IMPORTANT Harmful cleaning agents

Scratches, discolouration, damage caused by moisture or short circuit in the device

- Disconnect the device prior to cleaning
- Aggressive or intense cleaning agents and solvents are unsuitable
- Make sure there is no residual moisture after cleaning
- We recommend cleaning devices using a dry, anti-static cloth

Cleaning the device

IMPORTANT Environment pollution, unsuitable for recycling

Potential environmental pollution caused by components, recycling circle interrupted




■ This icon on product and packaging indicates that this product must not be disposed of as part of domestic waste. In compliance with the Waste Electrical and Electronic Equipment Directive (WEEE) this electrical device and potentially included batteries must not be disposed of in conventional, domestic waste or recycling waste. If you would like to dispose of this product and potentially included batteries, please return it to the retailer or your local waste disposal and recycling point.

Customer Service

If you have any questions, please do not hesitate to contact our support at support@graugear.de or visit our website at www.graugear.de

GRAUGEAR®

Documents / Resources



[GRAUGEAR G-AD-CTA-10G USB 3.2 Gen2 Type-C Adapter](#) [pdf] User Manual
G-AD-CTA-10G USB 3.2 Gen2 Type-C Adapter, G-AD-CTA-10G, USB 3.2 Gen2 Type-C Adapter, Type-C Adapter

References

- [🔗 GRAUGEAR - USB Enclosures, USB Adapters, USB Hubs, M.2 SSD Cooling and more](#)